



2018
MEDIA GUIDE

THE CITADEL • ETSU • FURMAN
MERCER • UNCG • SAMFORD
VMI • WESTERN CAROLINA • WOFFORD

2017 SOCON SUPERLATIVES



PITCHER OF THE YEAR

JP SEARS, THE CITADEL

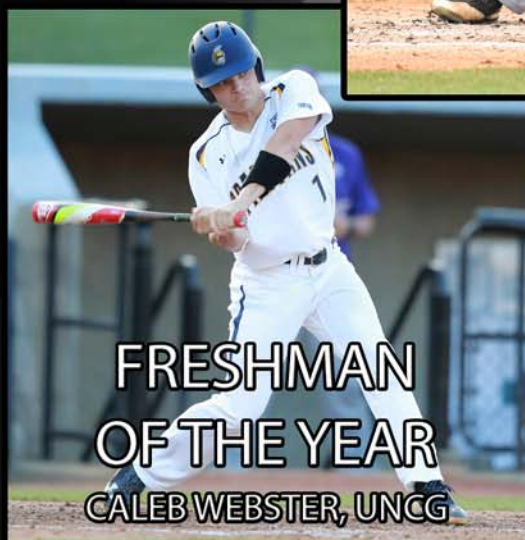


RYAN HAGAN, MERCER

CO-PLAYERS
OF THE YEAR



BRYSON BOWMAN,
WESTERN CAROLINA



FRESHMAN
OF THE YEAR

CALEB WEBSTER, UNCG



COACH OF THE YEAR

CRAIG GIBSON, MERCER

2018 SOCON BASEBALL



2018 Southern Conference Baseball Media Guide

On the inside

2018 composite schedule	2-4
2018 Southern Conference Championship	5
Southern Conference	
History	6-10
SoCon Principles	11
Hall of Fame	12-13
Commissioner John Iamarino	14
Staff	15
Media Relations	16
Teams	
The Citadel	18-19
ETSU	20-21
Furman	22-23
Mercer	24-25
UNCG	26-27
Samford	28-29
VMI	30-31
Western Carolina	32-33
Wofford	34-35
2017 year-in-review	
Year-in-review	36-37
Team stats	38-40
Individual stats	41-43
All-time records and honors	
Yearly standings	44-48
SoCon Championship results	49-51
SoCon in the NCAA tournament	52-54
Players/Pitchers of the Week	55-57
Players/Pitchers of the Month	58
All-conference teams	59-65
SoCon all-tournament teams	66-67
Annual coaches awards	68
Annual media awards	69
Regional and national awards	70-73
Individual records	74-80
Team records	81-84
SoCon Championship records	85-86
Annual statistical leaders – individual	87-91
SoCon Triple Crown winners	87
Annual statistical leaders – team	91-95
SoCon in the MLB First-Year Player Draft	95-97
Coaching records	100

The Southern Conference

702 N. Pine Street
Spartanburg, SC 29303


Phone: 864-591-5100
Fax: 864-591-3448
Website: SoConSports.com

Conference staff

John Iamarino Commissioner
Geoff Cabe Senior Associate Commissioner
Sue Arakas Associate Commissioner
Doug King Associate Commissioner for Compliance
Jason Yaman Associate Commissioner for Media Relations
Phil Perry Assistant Commissioner for Media Relations
Stanley Broaden Director of Championships
Holly Weber Director of Creative Services
Paul Lollis Director of Video Productions
Haley Shotwell Assistant Director of Media Relations
Neili Akridge Executive Assistant to the Commissioner
Sarah Traynor Championships Assistant
Philip Marcello Media Relations Assistant
Tony Thompson Coordinator of Officials

Southern Conference Officers

President: Dr. Jameica Hill, Wofford College
Vice President: Dr. Jeffrey Hugdahl, Mercer University



Credits

Editor: Philip Marcello

Design: Philip Marcello

Cover: Phil Perry

Editorial assistance: Phil Perry and the SoCon baseball SIDs.

Online services: www.issuu.com

COMPOSITE SCHEDULE

Feb. 16 (Friday)

Rice vs. Samford	12 p.m.
(UCF Tournament, Orlando, Fla.)	
Northern Kentucky at ETSU	3 p.m.
Marist at Furman	4 p.m.
Western Carolina at East Carolina	4 p.m.
Bethune-Cookman at Mercer	4 p.m.
George Mason at The Citadel	4 p.m.
VMI at South Carolina	4 p.m.
Appalachian State at UNCG	4 p.m.
Kentucky at Wofford	5 p.m.

Feb. 17 (Saturday)

VMI at South Carolina	12 p.m.
Northern Kentucky at ETSU	12 p.m.
Virginia vs. Samford	1 p.m.
(UCF Tournament, Orlando, Fla.)	
Marist at Furman	1 p.m.
Western Carolina at East Carolina	2 p.m.
Bethune-Cookman at Mercer	2 p.m.
Appalachian State at UNCG	2 p.m.
Louisville at The Citadel	3 p.m.
Northern Kentucky at ETSU	3 p.m.
Fordham at Wofford	5 p.m.

Feb. 18 (Sunday)

VMI at South Carolina	1 p.m.
Marist at Furman	1 p.m.
Dayton at Wofford	1 p.m.
Western Carolina at East Carolina	1 p.m.
Bethune-Cookman at Mercer	1 p.m.
Northern Kentucky at ETSU	1 p.m.
Appalachian State at UNCG	1 p.m.
Samford at UCF	2 p.m.
(UCF Tournament, Orlando, Fla.)	
Richmond at The Citadel	3 p.m.

Feb. 20 (Tuesday)

Morehead State at Western Carolina	2 p.m.
VMI at Virginia	3 p.m.
Furman at Clemson	4 p.m.
Florida A&M at Mercer	4 p.m.
Jacksonville State at Samford	5 p.m.
Oakland at UNCG	4 p.m.

Feb. 21 (Wednesday)

Florida A&M at Mercer	4 p.m.
UNC Asheville at Wofford	5 p.m.

Feb. 23 (Friday)

Furman at NC State	3 p.m.
La Salle at The Citadel	3 p.m.
Lafayette at VMI	3 p.m.
UNCG at Tennessee	3:30 p.m.
UNC Asheville at Mercer	4 p.m.
Canisius at Western Carolina	4 p.m.
Xavier at Wofford	5 p.m.
Harvard at Samford	5 p.m.
ETSU at Florida Gulf Coast	6:30 p.m.

Feb. 24 (Saturday)

ETSU at Florida Gulf Coast	2 p.m.
UNCG at Tennessee	2 p.m.
Furman at NC State	2 p.m.
Canisius at Western Carolina	2 p.m.
Seton Hall at Wofford	2 p.m.
La Salle at The Citadel	2 p.m.
Lafayette at VMI	2 p.m.
Harvard at Samford	3 p.m.
UNC Asheville at Mercer	4 p.m.
Harvard at Samford	6 p.m.

Feb. 25 (Sunday)

Canisius at Western Carolina	12 p.m.
ETSU at Florida Gulf Coast	1 p.m.
UNCG at Tennessee	1 p.m.
Furman at NC State	1 p.m.
Lafayette at VMI	1 p.m.
La Salle at The Citadel	1 p.m.
UNC Asheville at Mercer	1 p.m.
Harvard at Samford	1 p.m.
Presbyterian at Wofford	4 p.m.

Feb. 27 (Tuesday)

VMI at Virginia	3 p.m.
Furman at South Carolina	4 p.m.
Appalachian State at Western Carolina	4 p.m.
Alabama at Samford	5 p.m.
Georgia Southern at The Citadel	5 p.m.
Wofford at Georgia	5 p.m.
Mercer at Kennesaw State	6 p.m.

Feb. 28 (Wednesday)

UNC Asheville at Western Carolina	4 p.m.
UNCG at Wake Forest	4 p.m.
Kennesaw State at Mercer	6 p.m.

March 2 (Tuesday)

Western Carolina at Louisville	3 p.m.
Oakland at VMI	3 p.m.
Samford at Kennesaw State	4 p.m.
Central Connecticut State at Furman	4 p.m.
Marist at UNCG	4 p.m.
Pennsylvania at Wofford	5 p.m.
ETSU at Tennessee	6 p.m.
Charleston Southern at The Citadel	6 p.m.

March 3 (Saturday)

Western Carolina at Louisville	1 p.m.
ETSU at Middle Tennessee	1 p.m.
Central Connecticut State at Furman	1 p.m.
Pennsylvania at Wofford	2 p.m.
Marist at UNCG	2 p.m.
Oakland at VMI	2 p.m.
Charleston Southern at The Citadel	3 p.m.
Samford at Kennesaw State	4 p.m.
Holy Cross at Mercer	6 p.m.

March 4 (Sunday)

Central Connecticut State at Furman	11:30 a.m.
ETSU at Memphis	12 p.m.
Western Carolina at Louisville	1 p.m.
Pennsylvania at Wofford	1 p.m.
Marist at UNCG	1 p.m.
Charleston Southern at The Citadel	1 p.m.
Oakland at VMI	2 p.m.
Holy Cross at Mercer	3 p.m.
Samford at Kennesaw State	4 p.m.
Wofford at East Carolina	6 p.m.

March 5 (Monday)

Holy Cross at Mercer	4 p.m.
----------------------	--------

March 6 (Tuesday)

Marshall at Western Carolina	12 p.m.
VMI at Richmond	2:30 p.m.
Marshall at Western Carolina	3 p.m.
Georgia at The Citadel	4 p.m.
Quinnipiac at VMI	1 p.m.
Pennsylvania at Furman	4 p.m.
UNCG at Winthrop	6 p.m.
Troy at Samford	7 p.m.

March 7 (Tuesday)

Boston College at Wofford	TBA
Pennsylvania at Furman	2 p.m.
Eastern Kentucky at ETSU	4 p.m.
UNCG at Elon	4 p.m.
Savannah State at Mercer	6 p.m.
The Citadel at Winthrop	6 p.m.
Austin Peay at Samford	7 p.m.

March 9 (Friday)

UMass Lowell at VMI	3 p.m.
Lafayette at UNCG	4 p.m.
Mercer at Kansas State	4 p.m.
Ball State at Western Carolina	5 p.m.
Connecticut at The Citadel	6 p.m.
Michigan State at Furman	6 p.m.
Winthrop at ETSU	6:30 p.m.
Western Carolina at Clemson	6:30 p.m.
Georgia State at Samford	7 p.m.

March 10 (Saturday)

Illinois at Furman	12 p.m.
Connecticut at The Citadel	2 p.m.
Lafayette at UNCG	2 p.m.
Ball State at Western Carolina	2 p.m.
Winthrop at ETSU	2 p.m.
Marist at Wofford	2 p.m.
UMass Lowell at VMI	2 p.m.
Mercer at Kansas State	3 p.m.
Georgia State at Samford	3 p.m.

March 11 (Sunday)

Winthrop at ETSU	1 p.m.
Ball State at Western Carolina	1 p.m.
Lafayette at UNCG	1 p.m.
Connecticut at The Citadel	1 p.m.
Georgia State at Samford	2 p.m.
Mercer at Kansas State	2 p.m.
Marist at Wofford	2 p.m.
Presbyterian at Furman	3 p.m.

March 12 (Monday)

Connecticut at The Citadel	3 p.m.
Marist at Wofford	6 p.m.

March 13 (Tuesday)

Elon at UNCG	4 p.m.
Western Carolina at Tennessee	6 p.m.
Furman at Winthrop	6 p.m.
Samford at Jacksonville State	7 p.m.

March 14 (Tuesday)

Western Carolina at Tennessee	6 p.m.
USC Upstate at Wofford	6 p.m.
Richmond at The Citadel	6 p.m.
Georgia Southern at Mercer	6 p.m.
VMI at Old Dominion	6 p.m.
Samford at Alabama State	7 p.m.

March 15 (Thursday)

Harvard at Furman	6 p.m.
-------------------	--------

March 16 (Friday)

VMI at George Washington	3 p.m.
Indiana State at The Citadel	3 p.m.
UNCG at Lipscomb	6 p.m.
Kent State at Western Carolina	5 p.m.
Eastern Kentucky at Mercer	6 p.m.
ETSU at William & Mary	6 p.m.
Harvard at Furman	6 p.m.
Alabama A&M at Samford	7 p.m.

COMPOSITE SCHEDULE



March 17 (Saturday)

VMI at George Washington	1 p.m.
Harvard at Furman	1 p.m.
Eastern Kentucky at Mercer	2 p.m.
Kent State at Western Carolina	2 p.m.
UNCG at Lipscomb	2 p.m.
Siena at Wofford	2 p.m.
Indiana State at The Citadel	2 p.m.
Alabama A&M at Samford	3 p.m.
ETSU at William & Mary	4 p.m.
Harvard at Furman	4 p.m.
Siena at Wofford	5 p.m.

March 18 (Sunday)

VMI at George Washington	12 p.m.
ETSU at William & Mary	1 p.m.
Kent State at Western Carolina	1 p.m.
Eastern Kentucky at Mercer	1 p.m.
Indiana State at The Citadel	1 p.m.
Siena at Wofford	1 p.m.
UNCG at Lipscomb	1 p.m.
Alabama A&M at Samford	2 p.m.

March 20 (Tuesday)

Radford at VMI	6 p.m.
ETSU at Tennessee	6:30 p.m.
Samford at Troy	7 p.m.
South Carolina at The Citadel	7 p.m.

March 21 (Wednesday)

Western Carolina at Tennessee Tech	5 p.m.
Furman at College of Charleston	6 p.m.
UNCG at North Carolina A&T	6 p.m.
Wofford at Gardner-Webb	6 p.m.
Mercer at Georgia Tech	6 p.m.
VCU at VMI	6 p.m.

March 23 (Friday)

*Western Carolina at The Citadel	6 p.m.
*VMI at UNCG	6 p.m.
*Wofford at Mercer	6 p.m.
*ETSU at Samford	7 p.m.
Furman at Wichita State	7 p.m.

March 24 (Saturday)

*Western Carolina at The Citadel	2 p.m.
*Wofford at Mercer	2 p.m.
*ETSU at Samford	3 p.m.
Furman at Wichita State	3 p.m.
*VMI at UNCG	3 p.m.

March 25 (Sunday)

Furman at Wichita State	12:30 p.m.
*Wofford at Mercer	1 p.m.
*Western Carolina at The Citadel	1 p.m.
*VMI at UNCG	1 p.m.
*ETSU at Samford	2 p.m.

March 27 (Tuesday)

Clemson at Furman	6 p.m.
Mercer at Florida A&M	4 p.m.
Tennessee at Western Carolina	5 p.m.
High Point at UNCG	6 p.m.
Winthrop at Wofford	6 p.m.
VMI at Radford	6 p.m.
UNC Asheville at ETSU	6:30 p.m.
Samford at UAB	7:30 p.m.

March 28 (Wednesday)

James Madison at VMI	6 p.m.
----------------------	--------

March 29 (Thursday)

*Western Carolina at Wofford	6 p.m.
Georgetown at UNCG	6 p.m.
*Samford at Furman	6 p.m.
*Mercer at ETSU	6:30 p.m.

March 30 (Friday)

*Mercer at ETSU	2 p.m.
Georgetown at UNCG	4 p.m.
*Samford at Furman	4 p.m.
*The Citadel at VMI	6 p.m.
*Western Carolina at Wofford	6 p.m.

March 31 (Saturday)

Georgetown at UNCG	1 p.m.
*Mercer at ETSU	1 p.m.
*Samford at Furman	1 p.m.
*The Citadel at VMI	2 p.m.
*Western Carolina at Wofford	2 p.m.

April 1 (Sunday)

*The Citadel at VMI	3 p.m.
---------------------	--------

April 3 (Tuesday)

Mercer at Savannah State	6 p.m.
Charlotte at UNCG	6 p.m.
VMI at Longwood	6 p.m.
The Citadel at Georgia Southern	6 p.m.
Alabama State at Samford	7 p.m.

April 4 (Wednesday)

Western Carolina at UNC Asheville	5 p.m.
Georgia State at Furman	5 p.m.
Mercer at Georgia Southern	6 p.m.
Wofford at East Carolina	6 p.m.
Winthrop at The Citadel	6 p.m.
VMI at James Madison	6 p.m.
ETSU at Radford	6 p.m.

April 6 (Friday)

*UNCG at Western Carolina	5 p.m.
*Samford at The Citadel	6 p.m.
*Furman at Mercer	6 p.m.
Wofford at UNCW	6 p.m.
*VMI at ETSU	6:30 p.m.

April 7 (Saturday)

*UNCG at Western Carolina	2 p.m.
*Furman at Mercer	2 p.m.
*Samford at The Citadel	2 p.m.
*VMI at ETSU	2 p.m.
Wofford at UNCW	2 p.m.

April 8 (Sunday)

*Furman at Mercer	1 p.m.
*UNCG at Western Carolina	1 p.m.
*VMI at ETSU	1 p.m.
*Samford at The Citadel	1 p.m.
Wofford at UNCW	2 p.m.

April 10 (Tuesday)

ETSU at Eastern Kentucky	4 p.m.
Georgia Tech at Mercer	6 p.m.
Winthrop at Furman	6 p.m.
UNCG at High Point	6 p.m.
Longwood at VMI	6 p.m.
The Citadel at South Carolina	7 p.m.
Auburn at Samford	7 p.m.

April 11 (Wednesday)

Wofford at Presbyterian	3 p.m.
Kentucky at Western Carolina	5 p.m.
College of Charleston at The Citadel	6 p.m.
VMI at VCU	6:30 p.m.

April 13 (Friday)

*Western Carolina at VMI	6 p.m.
*ETSU at UNCG	6 p.m.
*Samford at Wofford	6 p.m.
Towson at The Citadel	6 p.m.
*Wofford at Furman	6 p.m.
*Mercer at Samford	7 p.m.

April 14 (Saturday)

*Western Carolina at VMI	2 p.m.
Towson at The Citadel	2 p.m.
*Mercer at Samford	3 p.m.
*ETSU at UNCG	3 p.m.
*Wofford at Furman	4 p.m.

April 15 (Sunday)

*Wofford at Furman	1 p.m.
*Western Carolina at VMI	1 p.m.
*ETSU at UNCG	1 p.m.
Towson at The Citadel	1 p.m.
*Mercer at Samford	2 p.m.

April 17 (Tuesday)

Wake Forest at UNCG	6 p.m.
The Citadel at Charleston Southern	6 p.m.
Tennessee at ETSU	6:30 p.m.
Samford at Alabama	7 p.m.

April 18 (Wednesday)

Western Carolina at Appalachian State	5 p.m.
Wofford at UNC Asheville	6 p.m.
Furman at Gardner-Webb	6 p.m.
Mercer at Georgia State	6 p.m.

April 20 (Friday)

*Mercer at Western Carolina	5 p.m.
*The Citadel at Wofford	6 p.m.
*Furman at VMI	6 p.m.
*Samford at UNCG	6 p.m.
ETSU at Tulane	6:30 p.m.

April 21 (Sunday)

ETSU at Tulane	2 p.m.
*Mercer at Western Carolina	2 p.m.
*Furman at VMI	2 p.m.
*Samford at UNCG	3 p.m.
*The Citadel at Wofford	3 p.m.

April 22 (Sunday)

ETSU at Tulane	1 p.m.
*Furman at VMI	1 p.m.
*The Citadel at Wofford	1 p.m.
*Mercer at Western Carolina	1 p.m.
*Samford at UNCG	1 p.m.

April 24 (Tuesday)

Radford at ETSU	6 p.m.
Wofford at Winthrop	6 p.m.
Mercer at Florida	6 p.m.
Samford at Auburn	7 p.m.
South Carolina at Furman	7 p.m.



COMPOSITE SCHEDULE

April 25 (Wednesday)

The Citadel at College of Charleston	6 p.m.
Virginia Tech at VMI	6 p.m.
Western Carolina at North Carolina	6 p.m.

April 27 (Friday)

*ETSU at Western Carolina	5 p.m.
*VMI at Mercer	6 p.m.
*UNCG at Wofford	6 p.m.
SIUE at Samford	7 p.m.

April 28 (Saturday)

*Furman at The Citadel	1 p.m.
*VMI at Mercer	2 p.m.
*ETSU at Western Carolina	2 p.m.
*UNCG at Wofford	3 p.m.
SIUE at Samford	3 p.m.
*Furman at The Citadel	4 p.m.
SIUE at Samford	6 p.m.

April 29 (Sunday)

*VMI at Mercer	1 p.m.
*Furman at The Citadel	1 p.m.
*ETSU at Western Carolina	1 p.m.
*UNCG at Wofford	1 p.m.

May 1 (Tuesday)

VMI at Virginia Tech	6 p.m.
UAB at Samford	7 p.m.

May 2 (Wednesday)

Presbyterian at Wofford	6 p.m.
Old Dominion at VMI	6 p.m.

May 4 (Friday)

*Western Carolina at Furman	6 p.m.
*The Citadel at ETSU	6 p.m.
*Wofford at Samford	7 p.m.

May 5 (Saturday)

*Western Carolina at Furman	12 p.m.
*The Citadel at ETSU	2 p.m.
*Wofford at Samford	3 p.m.
*Mercer at UNCG	6 p.m.

May 6 (Sunday)

*Western Carolina at Furman	1 p.m.
*The Citadel at ETSU	1 p.m.
*Wofford at Samford	2 p.m.
*Mercer at UNCG	3 p.m.

May 7 (Monday)

*Mercer at UNCG	1 p.m.
-----------------	--------

May 8 (Tuesday)

ETSU at Marshall	TBA
Winthrop at UNCG	6 p.m.

May 9 (Wednesday)

Wofford at USC Upstate	6 p.m.
Western Carolina at Clemson	6:30 p.m.

May 10 (Thursday)

Alcorn State at Mercer	6 p.m.
------------------------	--------

May 11 (Friday)

*Samford at Western Carolina	5 p.m.
Alcorn State at Mercer	6 p.m.
*UNCG at The Citadel	6 p.m.
*Wofford at VMI	6 p.m.
*Furman at ETSU	6:30 p.m.

May 12 (Saturday)

*UNCG at The Citadel	1 p.m.
*Wofford at VMI	2 p.m.
*Samford at Western Carolina	2 p.m.
*Furman at ETSU	2 p.m.
Alcorn State at Mercer	6 p.m.

May 13 (Sunday)

*Samford at Western Carolina	1 p.m.
*Furman at ETSU	1 p.m.
*Wofford at VMI	1 p.m.
*UNCG at The Citadel	2 p.m.

May 15 (Tuesday)

ETSU at UNCG Asheville	6 p.m.
Georgia State at Mercer	6 p.m.
Gardner-Webb at Furman	6 p.m.
College of Charleston at The Citadel	6 p.m.
Western Carolina at Eastern Kentucky	6:30 p.m.

May 16 (Wednesday)

Western Carolina at Morehead State	3 p.m.
------------------------------------	--------

May 17 (Thursday)

*UNCG at Furman	4 p.m.
*The Citadel at Mercer	6 p.m.
*ETSU at Wofford	6 p.m.
*VMI at Samford	7 p.m.

May 18 (Friday)

*UNCG at Furman	4 p.m.
*VMI at Samford	5 p.m.
*The Citadel at Mercer	6 p.m.
*ETSU at Wofford	6 p.m.
VCU at Western Carolina	7 p.m.

May 19 (Saturday)

*UNCG at Furman	1 p.m.
*The Citadel at Mercer	2 p.m.
*ETSU at Wofford	2 p.m.
VCU at Western Carolina	2 p.m.

May 22 (Tuesday)

SoCon Championship presented by Holston Gases	SDN
(Fluor Field; Greenville, S.C.)	
Game 1: #8 seed vs. #9 seed	10 a.m.

May 23 (Wednesday)

SoCon Championship presented by Holston Gases	SDN
(Fluor Field; Greenville, S.C.)	
Game 2: #4 seed vs. #5 seed	9 a.m.
Game 3: #1 seed vs. Winner Game 1	12:30 p.m.
Game 4: #2 seed vs. #7 seed	4 p.m.
Game 5: #3 seed vs. #6 seed	7:30 p.m.

May 24 (Thursday)

SoCon Championship presented by Holston Gases	SDN
(Fluor Field; Greenville, S.C.)	
Game 6: Loser Game 2 vs. Loser Game 3	9 a.m.
Game 7: Loser Game 4 vs. Loser Game 5	12:30 p.m.
Game 8: Winner Game 2 vs. Winner Game 3	4 p.m.
Game 9: Winner Game 4 vs. Winner Game 5	7:30 p.m.

May 25 (Friday)

SoCon Championship presented by Holston Gases	SDN
(Fluor Field; Greenville, S.C.)	
Game 10: Winner Game 7 vs. Loser Game 8	3:30 p.m.
Game 11: Winner Game 6 vs. Loser Game 9	7 p.m.

May 26 (Saturday)


SoCon Championship presented by Holston Gases	SDN
(Fluor Field; Greenville, S.C.)	
Game 12: Winner Game 8 vs. Winner Game 9	12 p.m.
Game 13: Winner Game 10 vs. Winner Game 11	3:30 p.m.
Game 14: Winner Game 13 vs. Loser Game 12	7 p.m.

May 27 (Sunday)

SoCon Championship presented by Holston Gases	SDN
(Fluor Field; Greenville, S.C.)	
Game 15: Winner Game 12 vs. Winner Game 14	12 p.m.
Game 16: Winner Game 15 vs. Loser Game 15^	40 minutes after Game 15

^ if necessary

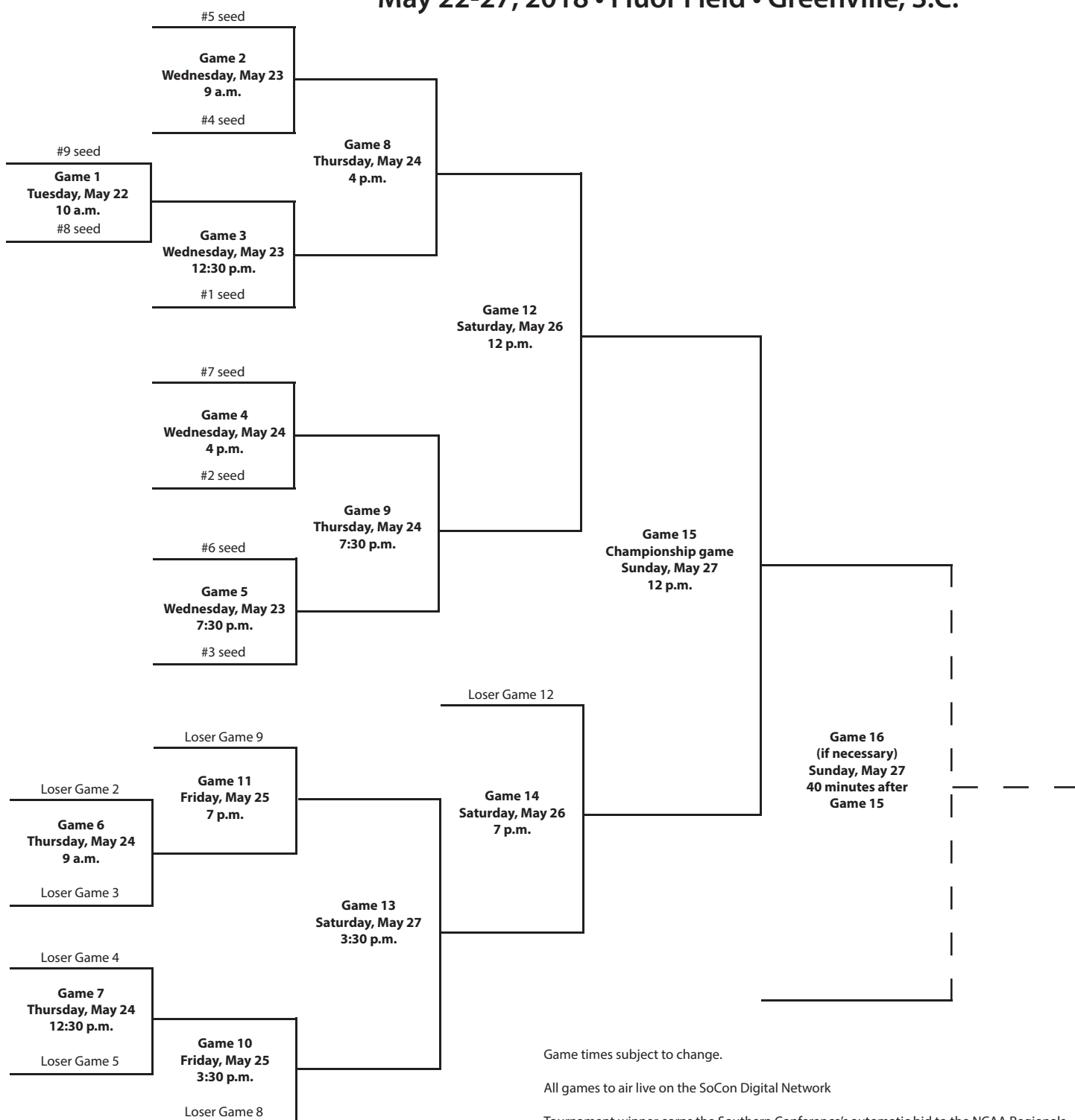
*Southern Conference game



Southern Conference Baseball Championship

presented by Holston Gases

May 22-27, 2018 • Fluor Field • Greenville, S.C.



Game times subject to change.

All games to air live on the SoCon Digital Network

Tournament winner earns the Southern Conference's automatic bid to the NCAA Regionals.

The Southern Conference

The Southern Conference, which is in its 97th season of intercollegiate competition in 2017-18, is a national leader in emphasizing the development of the student-athlete and in helping to build lifelong leaders and role models.

The Southern Conference has been on the forefront of innovation and originality in developing creative solutions to address issues facing intercollegiate athletics. From establishing the first postseason college basketball tournament (1921), to tackling the issue of freshman eligibility (1922), to developing women's championships (1984), to becoming the first conference to install the 3-point goal in basketball (1980), the Southern Conference has been a pioneer.

The Southern Conference is the nation's fifth-oldest NCAA Division I collegiate athletic association. Only the Big Ten (1896), the Missouri Valley (1907), the Pac-12 (1915) and the Southwestern Athletic (1920) conferences are older in terms of origination.

Academic excellence has been a major part of the Southern Conference's tradition. Hundreds of Southern Conference student-athletes have been recognized on CoSIDA Academic All-America and all-district teams. A total of 20 Rhodes Scholarship winners have been selected from conference institutions, most recently in 2012-13, when former Wofford volleyball player Rachel Woodlee earned the prestigious award.

The conference currently consists of 10 members in six states throughout the Southeast and sponsors 22 varsity sports and championships that produce participants for NCAA Division I Championships. The league added rifle, becoming just the second Division I conference to sponsor the sport, in 2016-17, and added women's lacrosse for the 2017-18 campaign.

The Southern Conference offices are located in the historic Beaumont Mill in Spartanburg, South Carolina. A textile mill that was in operation from 1880 until 1999, Beaumont Mill was renovated in 2004 and today offers the league first-class meeting areas and offices as well as a spacious library for storage of the conference's historical documents.

Membership history

On Feb. 25, 1921, representatives from 14 of the Southern Intercollegiate Athletic Association's (SIAA) 30 members met at Atlanta's Piedmont Hotel to establish the Southern Intercollegiate Conference. On hand at the inaugural meeting were officials from Alabama, Alabama Polytechnic Institute (Auburn), Clemson, Georgia, Georgia School of Technology (Georgia Tech), Kentucky, Maryland, Mississippi A&M (Mississippi State), North Carolina, North Carolina State, Tennessee, Virginia, Virginia Polytechnic Institute (Virginia Tech) and Washington & Lee.

Dr. S.V. Sanford of Georgia was chosen as acting chairman and N.W. Dougherty of Tennessee was named secretary. The decision to form a new athletic conference was motivated by the desire to have a workable number of

conference games for each league member. With 30 schools in the SIAA by the early 1920s, it was impossible to play every school at least once during the regular season and many schools went several years between playing some conference members. In addition, in 1920, the SIAA voted down proposed rules that an athlete must be in a college a year before playing on its teams and refused to abolish a rule permitting athletes to play summer baseball for money.

Play began in the fall of 1921, and a year later, six more schools joined the fledgling league, including Tulane (which had attended the inaugural meeting but had elected not to join), Florida, Louisiana (LSU), Mississippi, South Carolina and Vanderbilt. VMI joined in 1925 and Duke was added in 1929.

By the 1930s, membership in the Southern Conference had reached 23 schools. C.P. "Sally" Miles of Virginia Tech, president of the Southern Conference, called the annual league meeting to order on Dec. 9, 1932, at the Farragut Hotel in Knoxville, Tennessee. Florida's Dr. J.J. Tigert announced that 13 institutions west and south of the Appalachian Mountains were reorganizing as the Southeastern Conference. Members of the new league included Alabama, Alabama Polytechnic Institute, Florida, Georgia, Georgia School of Technology, Kentucky, Louisiana, Mississippi, Mississippi A&M, University of the South, Tennessee, Tulane and Vanderbilt.

According to the minutes of the meeting, Georgia's Dr. Sanford stated that the division was made along geographical lines. Tigert, acting as spokesman for the withdrawing group, regretted the move but believed it was necessary as the Southern Conference had grown too large. The resignations were accepted and the withdrawing schools formed the new league, which began play in 1933.

The Southern Conference continued with

membership of 10 institutions, including Clemson, Duke, Maryland, North Carolina, North Carolina State, South Carolina, Virginia, VMI, Virginia Tech and Washington & Lee.

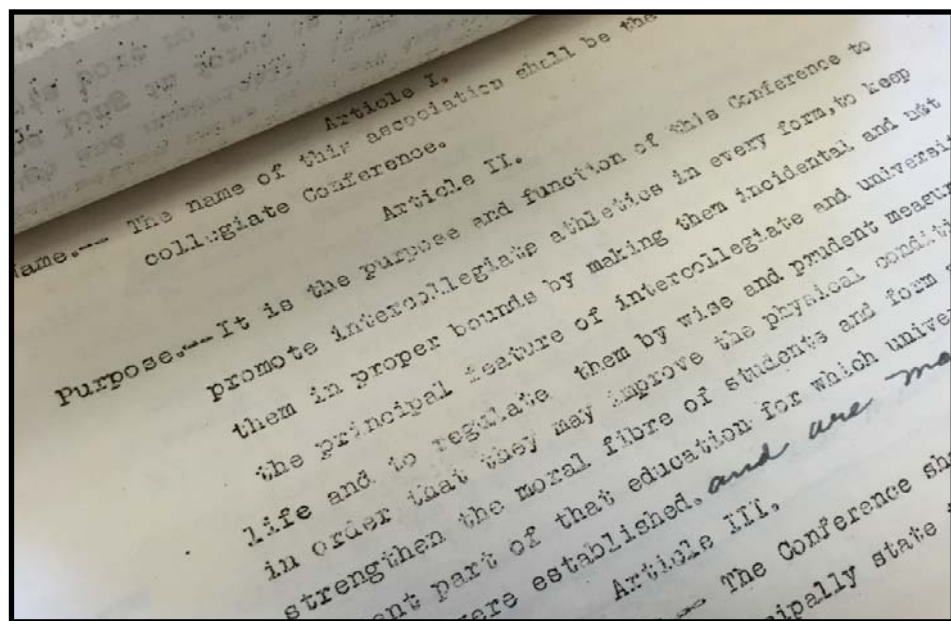
The second major shift occurred some 20 years later. By 1952, the Southern Conference included 17 colleges and universities. Another split occurred when seven schools – Clemson, Duke, Maryland, North Carolina, North Carolina State, South Carolina and Wake Forest – departed to form the Atlantic Coast Conference, which began play in 1953. The revamped Southern Conference included members The Citadel, Davidson, Furman, George Washington, Richmond, VMI, Virginia Tech, Washington & Lee, West Virginia and William & Mary.

A third major shift occurred in 2012-13, when five members announced their departures and three schools were added. College of Charleston announced its decision to leave for the Colonial Athletic Association following the 2012-13 season, while Appalachian State (Sun Belt), Davidson (Atlantic 10), Elon (Colonial) and Georgia Southern (Sun Belt) announced they would depart following the 2013-14 campaign. At the Southern Conference's 2013 spring meetings in Hilton Head Island, South Carolina, the league officially extended invitations to former members ETSU and VMI, as well as Mercer, to join the league for the 2014-15 academic year.

Today, the league continues to thrive with a membership that includes 10 institutions and a footprint that spans six states: Alabama, Georgia, North Carolina, South Carolina, Tennessee and Virginia. Current league members are The Citadel, ETSU, Furman, Mercer, UNCG, Samford, Chattanooga, VMI, Western Carolina and Wofford.

Leadership

John Iamarino was officially named commissioner of the conference on Jan. 2,



The original Southern Conference constitution, drawn up in 1921, is housed in the archives at the league office in Spartanburg, S.C.

2006. Iamarino has promoted the Southern Conference through an ambitious agenda that has improved championships, upgraded compliance-related matters, launched the conference's Hall of Fame, created the SoCon Academic Exchange and increased the marketing and brand awareness of the conference and its member institutions. He has also guided the league through its recent membership changes, ensuring the Southern Conference's future viability and stability with the additions of ETSU, Mercer and VMI.

The eighth commissioner in Southern Conference history, Iamarino spearheaded the effort to create the SoCon Digital Network, which launched in the fall of 2014, and the league-wide plan to have all 10 member institutions capable of producing ESPN3-ready content by 2017.

Iamarino has also orchestrated the addition of three sports in the last four years, starting with men's lacrosse in 2014-15. Rifle was added in 2016-17, and women's lacrosse becomes the SoCon's 22nd varsity sport in 2017-18. The addition of those three sports has attracted a combined 11 associate members.

The Southern Conference named its first commissioner in December 1950. Duke's Wallace Wade made the transition from Blue Devil football coach to athletics administration as the first person at the helm of the conference.

Lloyd Jordan replaced Wade as the commissioner in 1960 and served a 14-year term until Ken Germann became the league head in 1974. Germann was the commissioner for 13 years and orchestrated the league's expansion to include women's athletics. In 1987, he was succeeded by Dave Hart, who oversaw the transfer of the league office from Charlotte, North Carolina, to Asheville, North Carolina.

Wright Waters succeeded Hart upon his retirement in 1991. Under Waters' leadership, the Southern Conference expanded to 12 members, added three women's sports and posted record revenue from the basketball tournament. Waters was followed by Alfred B. White in 1998. White, a veteran member of the NCAA office, introduced the current conference logo and elevated the conference's commitment to marketing and development of corporate partners.

Danny Morrison, who would go on to be president of the Carolina Panthers, headed the conference from 2001-05 and orchestrated the league's move from Asheville to Spartanburg, South Carolina. Under Morrison's leadership, the conference increased its marketing and promotional efforts.

Championship history

The first Southern Conference Championship held after the formation of the league was the basketball tournament in Atlanta in 1922. The North Carolina Tar Heels won the tournament to become the first recognized league champion in any sport. The Southern Conference tournament remains the oldest of its kind in college basketball.

Commissioner Germann spearheaded the



The 2014 addition of VMI in Lexington, Va., extended the Southern Conference's reach to six states across the Southeast.

Southern Conference's expansion to include women's athletics during the 1983-84 season. That year, league women's championships were held in volleyball, basketball and tennis. Cross country joined the mix in 1985, outdoor track and field was added in 1987 and indoor and track and field followed in 1988. The conference instituted golf and softball championships in the spring of 1994 and added soccer in the fall of that year. Women's lacrosse will crown its first champion in May 2018.

The Germann Cup, named in honor of the former commissioner, annually recognizes the top women's athletics programs in the conference. From their humble beginnings, women's athletics have become an integral part of the Southern Conference and its success.

The Southern Conference declares champions in 11 men's sports – football, soccer, cross country, basketball, indoor track and field, outdoor track and field, wrestling, baseball, lacrosse, tennis and golf – and 10 women's sports – soccer, volleyball, cross country, basketball, indoor track and field, outdoor track and field, tennis, golf, women's lacrosse and softball. Rifle is a mixed sport.

Football

The Southern Conference has also excelled as the premier Football Championship Subdivision (FCS) conference. Former Southern Conference member Appalachian State won the three consecutive FCS titles from 2005-07, becoming the first team to do so. The league boasts more than 250 players who have garnered All-America recognition and numerous national player or coach of the year awards. The conference had at least one team in the top 10 of the final FCS poll for 28 consecutive years (1985-2012), with at least two teams finishing in the final poll in every season from 1982-2013. Chattanooga has

finished in the top 10 in each of the last three seasons, while The Citadel has finished in the top 15 in the last two. The Citadel, Chattanooga, Samford and Wofford each finished in the top 25 in 2016, giving the league four in the final poll for the first time since 2007. The Citadel and Chattanooga ranked 9-10 in the coaches' poll and Wofford and The Citadel sat 9-10 in the STATS FCS poll to close the year.

The conference has placed multiple representatives in the FCS Playoffs in 28 of 33 seasons, with 16 championship game appearances and eight national titles. The Southern Conference has had at least one team reach the semifinals in 12 of the last 18 years and in 18 of the last 25 seasons.

In 2007, Appalachian State became the first FCS team to defeat a nationally ranked Football Bowl Subdivision (FBS) team, when the Mountaineers defeated No. 5 Michigan, 34-32, on Sept. 1 before a sellout crowd at Michigan Stadium. Georgia Southern, in its final game as a member of the Southern Conference, downed the SEC's Florida in Gainesville. The league picked up two wins over FBS teams in 2015, with Furman downing UCF and The Citadel stunning South Carolina.

Prior to the conference's reclassification in 1981, Southern Conference football teams appeared in a total of 36 bowl games, posting a record of 16-18-2. From 1925-30, league schools won five football national championships in a six-year span. There are nearly 60 former Southern Conference players and coaches in the College Football Hall of Fame. One of the most recognizable of these names is former North Carolina running back Charlie "Choo Choo" Justice, who helped guide North Carolina to three bowl appearances. He was a first-team All-America selection and the Heisman Trophy runner-up in 1948 and 1949. In 1949, Justice

earned first-team all-conference honors for the fourth consecutive season, becoming the first player in league history to achieve that feat. He was a member of the league's inaugural Hall of Fame Class in 2009.

Another of the league's football products that made it to the College Football Hall of Fame is Sam Huff of West Virginia. Huff was a three-year starter on both the offensive and defensive lines for the Mountaineers. In 1955, Huff earned first-team All-America honors on the field and was a first-team Academic All-American for his work in the classroom. He played 12 seasons in the National Football League for the New York Giants and the Washington Redskins. Also a member of the conference's first Hall of Fame class, he was a five-time All-Pro linebacker and is also a member of the Pro Football Hall of Fame.

Former Appalachian State coach Jerry Moore was enshrined in the College Football Hall of Fame in December 2014. The winningest coach in Appalachian State and Southern Conference history, Moore compiled a 215-87 record in his 24 seasons at Appalachian State (1989-2012), including 10 SoCon championships, 18 postseason appearances and an unprecedented three straight NCAA Division I FCS/I-AA national titles (2005-07).

In 1999, Georgia Southern's Adrian Peterson captured the Walter Payton Award, presented annually to the Football Championship Subdivision's most outstanding offensive player. Peterson, a four-time All-American who finished his career as the NCAA Division I leader in rushing yards with 6,559, will be the league's next inductee into the College Football Hall of Fame when he is enshrined in December 2017.

Furman's Louis Ivory earned the Walter Payton Award in 2000, Georgia Southern's Jayson Foster was presented with the 2007 trophy and most recently, Appalachian State's record-setting quarterback Armanti Edwards became the first two-time winner in Payton Award history after claiming the honors in 2008 and 2009.

Southern Conference members

Alabama (1921-1932)
 Appalachian State (1971-2014)
 Auburn (1921-1932)
 College of Charleston (1998-2013)
Chattanooga (1976-present)
The Citadel (1936-present)
 Clemson (1921-1953)
 Davidson (1936-1988, 1992-2014)
 Duke (1928-1953)
 East Carolina (1964-1977)
ETSU (1978-2005, 2014-present)
 Elon (2003-2014)
 Florida (1922-1932)
Furman (1936-present)
 George Washington (1936-1970)
 Georgia (1921-1932)
 Georgia Southern (1991-2014)
 Georgia Tech (1921-1932)
 Kentucky (1921-1932)
 Louisiana State (1922-1932)
 Marshall (1976-1997)
 Maryland (1921-1953)
Mercer (2014-present)

Mississippi (1922-1932)
 Mississippi State (1921-1932)
 North Carolina (1921-1953)
UNCG (1997-present)
 NC State (1921-1953)
 Richmond (1936-1976)
Samford (2008-present)
 South Carolina (1922-1953)
 Tennessee (1921-1932)
 Tulane (1922-1932)
 University of the South (1922-1932)
 Vanderbilt (1922-1932)
 Virginia (1921-1937)
VMI (1924-2003, 2014-present)
 Virginia Tech (1921-1965)
 Wake Forest (1936-1953)
 Washington & Lee (1921-1958)
 West Virginia (1950-1968)
Western Carolina (1976-present)
 William & Mary (1936-1977)
Wofford (1997-present)

Bold indicates current SoCon member.

Appalachian State's Dexter Coakley was a three-time all-conference selection and consensus All-American in 1994, '95 and '96 before going on to stardom with the Dallas Cowboys. Coakley won a pair of Buck Buchanan Awards, given to Football Championship Subdivision's top defensive player each year. Terrell Owens went from catching passes at Chattanooga to a stellar NFL career. Western Carolina's David Patten and Appalachian State's Matt Stevens were both members of the New England Patriots' Super Bowl champion team in 2002 and Patten also earned Super Bowl rings with the Patriots in 2004 and '05. Appalachian State's Daniel Kilgore appeared in Super Bowl XLVII for the San Francisco 49ers in 2013.

Basketball


Men's basketball was the first sport in which the conference held a championship. The league tournament is the nation's oldest, with the inaugural championship after the formation of the league held at Atlanta's City Auditorium in 1922 and won by North Carolina.

Not only was the Southern Conference tournament the first of its kind, but the league also helped change the face of college basketball. In 1980, the league began a season-long experiment with a 22-foot 3-point field goal with the approval of the NCAA Rules Committee. Ronnie Carr of Western Carolina made the first 3-point field goal in college basketball history in a game against Middle Tennessee State on Nov. 29, 1980.

Another college basketball tradition that originated in the Southern Conference is the traditional cutting of the nets by the winning team in important tournaments. According to USA Today, the practice of net-cutting originated in 1947 with NC State head coach Everett Case. As a first-year head coach, Case led the Wolfpack to the Southern Conference Tournament title. Case celebrated by claiming the nets as a souvenir to commemorate the event.

Basketball coaching legend Red Auerbach gave credit to former George Washington coach Bill Reinhart, who coached in the conference for nearly 30 years, as one of the originators of the modern fast-break.

West Virginia's 10 tournament championships rank as the second-most in league history behind Davidson's 12. The Mountaineers were led by the incomparable Jerry West from 1958 through 1960. West, a two-time All-America



The Atlanta Memorial Auditorium was the site for the first Southern Conference Basketball Championship in 1921. The SoCon basketball tournament is the longest-running of its kind in college basketball history.

selection, spurred West Virginia to the Final Four in 1959. The Mountaineers lost in the championship game that season to California, 71-70, but West earned Final Four Most Valuable Player honors. West was a three-time Southern Conference tournament MVP, a two-time league regular-season MVP, and was twice named the conference's Athlete of the Year. He went on to a spectacular career with the Los Angeles Lakers of the National Basketball Association and was inducted into the Naismith Memorial Basketball Hall of Fame in 1979. He was a 14-time NBA All-Star while with the Lakers. It is West's silhouette that comprises the NBA's globally recognized logo.

Frank Selvy set the NCAA record for points in a game while at Furman. On Feb. 13, 1954, the senior scored 100 points in a game against Newberry, a record that still stands. Selvy was the Southern Conference Most Valuable Player in 1953 and 1954 and the league's Athlete of the Year in 1954. He went on to a 10-year career in the NBA. Selvy and his former Lakers teammate West were both enshrined in the league's Hall of Fame in 2009.

Rod Hundley was another West Virginia star during the 1950s. "Hot Rod" made a name for himself as one of the most spectacular players to tour the league during his era. Hundley averaged 24.5 points per game in his three seasons as a Mountaineer and was an all-conference and all-tournament performer in each of those three years. He was the Southern Conference Most Valuable Player and Athlete of the Year as a senior in 1957. He was the first player selected in the 1957 NBA draft and enjoyed a six-year career in that league.

ETSU's Keith "Mister" Jennings made his mark on the college basketball world in the early 1990s. Despite standing less than 6 feet tall, Jennings was a two-time all-conference choice and the league's Player of the Year and Athlete of the Year in 1991. Jennings played with the Golden State Warriors of the NBA and was inducted into the SoCon Hall of Fame in 2016.

Besides West Virginia's team in 1959, the Southern Conference has been represented in the Final Four on two other occasions. North Carolina advanced to the NCAA championship game in 1943 before falling 43-40 to Oklahoma State. NC State finished third in the tournament in 1950.

Davidson continued the record of success by advancing to the NCAA tournament's Elite Eight in 2008 as coach Bob McKillop's Wildcats came within a basket of making the Final Four behind the play of sophomore guard Stephen Curry. Curry, a two-time SoCon Male Athlete of the Year winner, led the nation in scoring as a junior at 28.6 points per game and has gone on to star for the NBA's Golden State Warriors, earning league MVP honors twice and leading the Warriors to NBA titles in 2015 and 2017. He was also inducted into the SoCon Hall of Fame in 2016.

Women's basketball competition began in the Southern Conference in 1983-84 with seven teams. In the sport's history, eight schools have won the league's tournament at least once, with Chattanooga winning 18 and Appalachian State owning six titles. UNCG won the 1998

tournament as head coach Lynne Agee became the first coach to take a team to the NCAA tournament in all three divisions – I, II and III. In 2001, Chattanooga head coach Wes Moore became the first coach in NCAA history to take three different teams to the NCAA tournament in all three divisions. After Moore's departure to helm NC State following the 2012-13 season, Chattanooga hired coach Jim Foster, who was inducted into the Women's Basketball Hall of Fame in June 2013.

Since 1984, 10 different teams have claimed at least a share of the regular-season crown. Chattanooga has the most overall titles with 21, eight of them shared. Chattanooga also owns the most outright championships with 13. In 2017, Mercer guard Kahlia Lawrence became just the seventh player in league history to win the conference Player of the Year award twice, joining ETSU's DeShawne Blocker (1993 and 1995), Furman's Jackie Smith (1998 and 1999), Chattanooga's Damita Bullock (2000 and 2001), Alex Anderson (2007 and 2008) and Shanara Hollinquest (2009 and 2010) and Davidson's Sophia Aleksandravicius (2012 and 2013).

Other sports

In baseball, Wake Forest advanced to the championship game of the NCAA College World Series in 1949. The Citadel made history in 1990 by becoming the first military school to make an appearance at the College World Series. The Bulldogs were joined that season at the College World Series by future conference member Georgia Southern.

One of the Southern Conference's more famous baseball alumni is Duke's Dick Groat. The Blue Devil shortstop, who was also a basketball standout, was the conference's Athlete of the Year in 1951 and 1952. He went on to a 14-year career in the major leagues and was named the National League MVP in 1960 after leading the league with a .325 batting average for the World Series champion Pittsburgh Pirates.

Among Southern Conference alumni to grace Major League Baseball fields have been Atlee Hammaker (ETSU), Jeff Montgomery (Marshall) and Mike Ramsey (Appalachian State). Other SoCon players to go on to play in the major leagues include third baseman Dallas McPherson (The Citadel), who played for the Anaheim/Los Angeles Angels, the Florida Marlins and the Chicago White Sox; pitchers Britt Reames (The Citadel) and Ryan Glynn (VMI), who both pitched with the Oakland A's in 2005; Furman's Tom Mastny, a pitcher with the Cleveland Indians (2007); College of Charleston's Graham Godfrey, who pitched for Oakland in 2011 and 2012; Georgia Southern's Everett Teaford, a pitcher with Kansas City from 2011-13; The Citadel's Chris McGuinness, who made his MLB debut with the Texas Rangers in 2013; and Western Carolina's Jared Burton, who played for Cincinnati and Minnesota in a career that spanned seven years (2007-14). The Catamounts' Tyler White, who made his MLB debut with the Houston Astros in April 2016, earned a World Series ring in 2017.

Several SoCon alumni have played in the majors in the last three seasons, including College of Charleston's Brett Gardner, who earned a World Series ring with the New York Yankees in 2009, and Michael Kohn (Atlanta Braves);

The Citadel's Asher Wojciechowski (Houston Astros); Western Carolina right-handed pitcher Greg Holland (Colorado Rockies), a three-time All-Star who helped the Kansas City Royals to the 2014 AL pennant and their first World Series appearance since 1985, saving Game 3; and Wofford's John Cornely, who debuted with the Atlanta Braves in April 2015. Three SoCon alumni made their debuts in 2017: Samford's Phillip Ervin with the Cincinnati Reds, UNCG's Max Povse with the Seattle Mariners and Elon's John Brebbia with the St. Louis Cardinals.


In the summer of 2016, Mercer's Kyle Lewis made league history, becoming the highest-ever SoCon draft pick when he was selected 11th overall by the Seattle Mariners in the MLB First-Year Player Draft.

Legendary golfer Arnold Palmer competed under the Southern Conference banner as a collegian at Wake Forest. He took medalist honors at the Southern Conference tournament in 1948 and 1949 and was the tournament's runner-up in 1950. Palmer was the medalist at the NCAA Golf Championships in 1949 and 1950. He went on to become one of the most accomplished golfers to play on the professional tour. Palmer won 62 tournaments while competing on the PGA Tour and added 10 more victories as a member of the Senior PGA Tour. A member of the SoCon Hall of Fame, he won eight major championships – four Masters, two British Opens, one U.S. Open and one U.S. Amateur.

Furman golfer Dottie Pepper was named the Southern Conference Women's Athlete of the Decade in the 1980s and was honored as part of the league's 25th anniversary of



Appalachian State's Mary Jayne Harrelson was the NCAA champion in the 1,500 meters in 1999 and 2001. She was inducted into the SoCon Hall of Fame in 2010.



The SoCon's eight FCS national titles and 16 finals appearances, including the 1999 and 2000 championships Georgia Southern won under the leadership of former coach Paul Johnson, are the most in Division I history.

women's championships celebration in 2007-08. Furman's Brandi Jackson won the NCAA Women's Golf East Regional in the spring of 2003, while, on the men's side, Chattanooga's Stephen Jaeger was the 2012 champion at the NCAA Bowling Green Regional and has played in a pair of U.S. Opens, in 2015 and 2017. Chattanooga's Steven Fox won the U.S. Amateur in 2012, going on to play in the 2013 Masters, U.S. Open and Arnold Palmer Invitational, among other PGA Tour events. ETSU's Adrian Meronk represented Europe in the Palmer Cup in 2015 and 2016, becoming the first Polish player to do so, and helped the European side to the title in 2016. Wofford alum

William McGirt won the Memorial Tournament in June 2016 for his first PGA Tour win, while Western Carolina's J.T. Poston, a two-time SoCon medalist and a PGA TOUR rookie in 2017, made his major debut at the U.S. Open in June.

In track and field, Appalachian State's Mary Jayne Harrelson won the NCAA outdoor title at 1,500 meters in 1999 and 2001, while UNCG's Paul Chelimo posted runner-up finishes in the outdoor 5,000 meters in 2012 and 2013 and won a silver medal for the United States in the 5,000 meters at the Olympic Games in Rio in the summer of 2016. Samford's Karisa Nelson made history in March 2017, becoming the Bulldogs' first Division I national champion when she won the mile run at the NCAA indoor championships.

Coaches and administrators

The Southern Conference has also been a breeding ground for some of college athletics' most recognized coaches and administrators.

Legendary basketball coaches Adolph Rupp of Kentucky and Everett Case of NC State both worked the sidelines in the Southern Conference. Rupp guided the Wildcats to a 30-5 mark during the 1931 and 1932 seasons. Yet, for all his coaching accomplishments, Rupp never led Kentucky to a Southern Conference tournament championship. Case mentored the Wolfpack to six consecutive Southern Conference tournament championships from 1947 through 1952.

Lefty Driesell coached Davidson to Southern Conference tournament championships in 1966, 1968 and 1969. Driesell also won the league's Coach of the Year award four straight times from 1963 through 1966. Former Georgia Tech coach Bobby Cremins earned league Coach of the Year honors three times in the late '70s and early '80s while at Appalachian State

and again in 2010-11 as the head coach at the College of Charleston.

Terry Holland saw his basketball coaching career take off at Davidson when he returned to his alma mater in 1970. Holland was honored as the Southern Conference Coach of the Year for three consecutive seasons from 1970-72 and led the Wildcats to the conference tournament title and an appearance in the NCAA tournament in 1970. J. Dallas Shirley, a member of the Basketball Hall of Fame, spent 21 years as the assistant to the commissioner and supervisor of officials in the Southern Conference. He also served as president of the International Association of Basketball Officials and the United States Olympic Basketball Committee.

The legendary Paul "Bear" Bryant got his coaching start in the Southern Conference as he guided the Maryland Terrapins in 1945. Another famous Southern Conference football coach is the late Frank Howard of Clemson, who guided the Tigers as a league member from 1940-52. The incomparable Howard won 69 Southern Conference games.

The Southern Conference has been represented on the sidelines at five Super Bowls in the past two and a half decades. Bobby Ross, who piloted the San Diego Chargers to the 1996 Super Bowl, was the head coach at The Citadel from 1973-77. Former Buffalo Bills head coach Marv Levy, who coached the Bills in four Super Bowls, directed former league member William & Mary from 1964-68 and was succeeded there by Lou Holtz. The Carolina Panthers, owned by Wofford alum Jerry Richardson and with former Wofford athletic director and SoCon commissioner Danny Morrison serving as team president, played in Super Bowl 50.

Significant dates in league history

- Feb. 25-26, 1921: Representatives of Alabama, Auburn, Clemson, Georgia, Georgia Tech, Kentucky, Maryland, Mississippi State, North Carolina, NC State, Tennessee, Virginia, Virginia Tech and Washington & Lee meet in Atlanta, Ga., to form the Southern Intercollegiate Conference.
- Dec. 7-8, 1922: At the league's annual meeting in Washington, D.C., the name of the organization is officially changed to the Southern Conference. S.V. Sanford of Georgia is selected as the conference's first president.
- Dec. 8-10, 1932: At the annual meeting in Knoxville, Tenn., Alabama, Auburn, Florida, Georgia, Georgia Tech, Kentucky, Louisiana State, Mississippi, Mississippi State, University of the South, Tennessee, Tulane and Vanderbilt withdraw to form the Southeastern Conference.
- Dec. 8, 1950: Wallace Wade, who just completed a 16-year term as Duke's head football coach, is named the first commissioner of the Southern Conference. The commissioner's office is opened in Durham, N.C., on Jan. 1, 1951.
- May 8, 1953: Seven members – Clemson, Duke, Maryland, North Carolina, NC State, South Carolina and Wake Forest – withdraw to form the Atlantic Coast Conference.
- Nov. 29, 1980: At the request of the NCAA Basketball Rules Committee, the Southern Conference begins a season-long experiment with a 22-foot 3-point field goal, thus becoming the first conference to employ that rule. Ronnie Carr of Western Carolina makes the first 3-point field goal in college basketball history in a game against Middle Tennessee State.
- Dec. 3-4, 1981: The NCAA, at its fourth special convention in St. Louis, Mo., restructures I-A football. As a result, the Southern Conference's eight Division I-A football playing members are reclassified to Division I-AA.
- June 6, 1983: At a special meeting of the Southern Conference in Myrtle Beach, S.C., the league formalizes women's varsity competition in basketball and volleyball beginning with the 1983-84 season. The executive committee also approves pilot women's championships in tennis and golf for 1983-84.
- Dec. 18-19, 1995: The conference announces that the College of Charleston, University of North Carolina at Greensboro and Wofford College have accepted invitations to join the league.
- July 1, 2003: Elon University officially joins the league. VMI departs to join the Big South.
- July 1, 2008: Samford University officially joins the league.
- July 1, 2014: East Tennessee State University, Mercer University and VMI join the league. Appalachian State, Davidson, Elon and Georgia Southern depart.

THE SOUTHERN CONFERENCE

Preparing student-athletes for life's challenges since 1921

Academics-Oriented

- The SoCon has consistently ranked in the NCAA's top 10 in the Academic Progress Rate (APR), the NCAA's best indicator of graduation rates.
- Nearly 50 percent of all SoCon student-athletes earn all-academic honors (3.0 GPA or better).

Community-Based

- Our student-athletes have a presence in the community and participate in many local charities, youth and educational initiatives.
- SAAC members have conducted a Keeping Tabs on Kids initiative the past 10 years to benefit the Ronald McDonald House, which serves families of children undergoing lengthy hospital treatments away from home.

Competitive Athletics

- SoCon teams are highly competitive regionally and nationally.
- In the past six years, football, baseball, men's soccer and men's golf have all sent multiple teams to NCAA post-season tournaments.
- SoCon teams have won more FCS football titles (eight) than any other conference.

Diversity

- This is a conference that takes great pride in the diversity of its institutions.
- The SoCon consists of 10 members in six states, including four private institutions and six state institutions, two of which are military colleges.

Geographic Integrity

- The SoCon believes in the value of a geographic footprint that minimizes missed class time and maximizes fan travel to away contests.
- The league extends across six contiguous states but still has a footprint that permits bus trips from one end of the conference to the other.

History & Tradition

- The SoCon is the fifth-oldest Division I conference in America.
- Great coaches and athletes from different eras have competed in the Southern Conference, from Bear Bryant to Lou Holtz, from Sam Huff to Terrell Owens, from Jerry West to Stephen Curry.

Sportsmanship

- For more than 30 years, the SoCon has presented an annual award to the program that displays the finest level of sportsmanship in the conference as voted upon by its peers.
- The SoCon has one of the strictest policies regarding game ejections in all of college athletics. This is by design and emphasizes the priority of good sportsmanship articulated by presidents, chancellors and administrators.

Student-Athlete Experience

- SoCon championships are conducted in a way to provide a memorable and positive experience for all participants.
- Scheduling decisions and tournament bracket formats determined by administrators and coaches consistently factor in the effect on the individual student-athlete and avoidance of missed class time.

Southern Conference Hall of Fame Inductees

Class of 2009

Name	School	Sport(s)	Years
Megan Dunigan	Furman	Women's Tennis	1999-02
Dick Groat	Duke	Men's Basketball, Baseball	1949-52
Sam Huff	West Virginia	Football	1952-55
Charlie "Choo Choo" Justice	North Carolina	Football	1946-49
Melissa Morrison Howard	Appalachian State	Women's Track & Field	1989-93
Arnold Palmer	Wake Forest	Men's Golf	1948-50, 53-54
Adrian Peterson	Georgia Southern	Football	1998-01
Frank Selvy	Furman	Men's Basketball	1951-54
Jerry West	West Virginia	Men's Basketball	1956-60
Valorie Whiteside	Appalachian State	Women's Basketball	1984-88

Class of 2010

Everett Case	North Carolina State	Men's Basketball	1946-64
MaryJayne (Harrelson) Reeves	Appalachian State	Women's Cross Country, Track & Field	1996-01
Fred Hetzel	Davidson	Men's Basketball	1962-65
"Hot" Rod Hundley	West Virginia	Men's Basketball	1954-57
Banks McFadden	Clemson	Football, Men's Basketball, Men's Track	1937-40
Wallace Wade	Alabama, Duke, SoCon	Football, Administration	1923-60
*J. Dallas Shirley	SoCon	Officiating, Administration	1967-88

Class of 2011

Dexter Coakley	Appalachian State	Football	1993-96
Lefty Driesell	Davidson	Men's Basketball	1960-69
Regina Kirk	Chattanooga	Women's Basketball	1985-88
Robert Neyland	Tennessee	Football	1926-52
Vic Seixas	North Carolina	Men's Tennis	1947-49
Shannon Wommack	Chattanooga	Women's Cross Country, Track & Field	2001-06

Class of 2012

Angie Barker	ETSU	Women's Track & Field	1987-89
Percy Beard	Auburn	Men's Track & Field	1926-29
*Jim Burch	SoCon	Officiating, Administration	1967-11
Dick Modzelewski	Maryland	Football	1949-52
Paul Scarpa	Furman	Men's Tennis	1967-11

Class of 2014

Rushia Brown	Furman	Women's Basketball	1990-94
Eddie Cameron	Duke	Men's Basketball, Football	1929-45
Clint Dempsey	Furman	Men's Soccer	2001-03
Jerry Moore	Appalachian State	Football	1989-12
Charlie Teague	Wake Forest	Baseball	1947-50

Class of 2016

Stephen Curry	Davidson	Men's Basketball	2006-09
Armanti Edwards	Appalachian State	Football	2006-09
Brad Faxon	Furman	Men's Golf	1979-83
Keith "Mister" Jennings	ETSU	Men's Basketball	1987-91
Karen Pelphey	Marshall	Women's Basketball	1983-86

* - Special contributor

SOCON HALL OF FAME




The Inaugural Southern Conference Hall of Fame class at the induction ceremony, May 4, 2009: (from left to right) Sam Huff, Megan Dunigan, Valorie Whiteside, Melissa Morrison Howard, Frank Selvy, Barbara Crews (daughter of the late Charlie Justice), Dick Groat, Adrian Peterson and Jerry West. Not pictured: Arnold Palmer.



Wake Forest golf great Arnold Palmer (left) was a member of the inaugural class in 2009.



Davidson's Fred Hetzel (left) received his Hall of Fame plaque from SoCon Commissioner John Iamarino in Hilton Head Island, S.C., on June 1, 2010. Wimbledon and U.S. Open tennis champion Vic Seixas of North Carolina (right) was inducted in 2011.



Furman's Paul Scarpa; ETSU's Angie Barker; SoCon Commissioner John Iamarino, who accepted the honor on behalf of Maryland's Dick Modzelewski; special contributor Jim Burch; and Pat Beard, son of posthumous inductee Percy Beard of Auburn, at the 2012 induction ceremony.



Appalachian State's Jerry Moore (second from left) and Furman's Rushia Brown (far right) were among the five honored in the 2014 class. Duke's Eddie Cameron, whose family accepted the award on his behalf (center), and Wake Forest's Charlie Teague were honored posthumously. Furman's Clint Dempsey was unable to attend the ceremony.



JOHN IAMARINO COMMISSIONER

Now in his 39th year in collegiate athletics, John Iamarino was named the eighth commissioner in Southern Conference history on Jan. 2, 2006.

Since then, the Conference has signed an agreement to produce more than 1,800 live events for ESPN3; launched the SoCon Digital Network, which annually carries hundreds of live events; created a Southern Conference Hall of Fame featuring the likes of Jerry West, Arnold Palmer, Sam Huff and Steph Curry; increased the number of championship sports to

22; successfully returned the men's and women's basketball championships to the city of Asheville; and emerged from all the NCAA conference realignment with 10 strong institutions in a relatively compact geographic footprint.

In 2016-17, Iamarino led the Southern Conference to one of its most competitive seasons in recent years. Four SoCon football teams qualified for the Division I FCS playoffs. The league had its first at-large representative in the NCAA men's soccer tournament in five years. Samford's Karisa Nelson won the mile run at the NCAA indoor track & field championships. Men's basketball posted the best overall RPI the conference has had in 15 years, and the Furman women's golf team was ranked in the top 10 nationally for most of the season.

The SoCon has consistently ranked among the leaders in all of Division I in the NCAA's Academic Progress Rate (APR), a predictor of graduation rates. To build on the academic reputation of the league, the SoCon Academic Exchange was created in 2014-15. Through the efforts of the chief academic officers and provosts, the Academic Exchange has initiated a leadership, education and development program for faculty, as well as the first undergraduate research forum in the conference's history.

Iamarino also advocated for creation of the league's Pinnacle Award in 2016. The award is presented to the student-athlete on the championship-winning team in each SoCon sport with the highest cumulative grade point average (GPA).

Iamarino, 62, has spent the past 33 years at the conference level, working at both the Sun Belt and Northeast conferences. Prior to joining the SoCon, he served as Commissioner of the Northeast Conference for nine years. During that time, the league launched its first website, approved athletic aid in the sport of football,



increased television coverage from 12 to 30 basketball games, started its first coverage of football on regional television, and initiated more concentrated marketing and merchandising efforts than in the past.

At the Sun Belt, he spent 13 years in a variety of publicity, compliance and administrative positions, rising to the level of Associate Commissioner in 1988. When the original Sun Belt merged with the then-American South Conference in 1991, Iamarino was the lone staffer from the original organization to move to the new Sun Belt, heading the transition team for the first true merger of two Division I conferences.

He entered the field of intercollegiate athletics as assistant sports information director at Georgetown University in 1979 before moving on to become sports information director at Jacksonville University for three years.

He has been actively involved in a number of NCAA committees. He most recently served as chair of the Playing Rules Oversight Panel (PROP). Previously, he was a member of the Baseball Rules Committee and FCS Football Governance Committee and has served on several sub-committees of the Collegiate Commissioners Association (CCA).

Iamarino is a native of Monsey, New York, and a 1977 graduate of St. Bonaventure University, where he earned magna cum laude honors majoring in journalism. An amateur baseball historian, he is a member of the Society for American Baseball Research and has written articles for SABR as well as Baseball Digest magazine. He resides in Spartanburg, South Carolina, with his wife, Mary Ann, and their son, PJ.



Iamarino At-A-Glance

HOMETOWN:

Monsey, N.Y.

EDUCATION:

B.A., St. Bonaventure, 1977

EXPERIENCE:

Assistant sports information director, Georgetown, 1979-81
Sports information director, Jacksonville, 1981-84
Media relations director, Sun Belt Conference, 1984-88
Assistant commissioner, Sun Belt Conference, 1988-91
Associate commissioner, Sun Belt Conference, 1991-97
Commissioner, Northeast Conference, 1997-06
Commissioner, Southern Conference, 2006-present

SOUTHERN CONFERENCE COMMISSIONERS



Wallace Wade
1951-60



Lloyd Jordan
1960-73



Ken Germann
1974-86



Dave Hart Sr.
1986-91



Wright Waters
1991-98



Alfred White
1998-2001



Danny Morrison
2001-05

SOUTHERN CONFERENCE STAFF



Geoff Cabe
Senior Associate
Commissioner



Sue Arakas
Associate
Commissioner




Doug King
Associate Commissioner
for Compliance



Jason Yaman
Associate
Commissioner



Phil Perry
Assistant Commissioner
for Media Relations



Stanley Broaden
Director of
Championships



Holly Weber
Director of
Creative Services



Paul Lollis
Director of
Video Productions



Neili Akridge
Executive Assistant
to the Commissioner



Haley Shotwell
Assistant Director
of Media Relations



Sarah Traynor
Championships
Assistant



Philip Marcello
Media Relations
Assistant

SOUTHERN CONFERENCE STAFF DIRECTORY

702 N. Pine St.; Spartanburg, SC 29303
Administrative FAX 864-591-4282

Office phone 864-591-5100
Media relations FAX 864-591-3448

Position	Name	Email	Extension
Commissioner	John Iamarino	jiamarino@socon.org	206
Senior Associate Commissioner	Geoff Cabe	gcabe@socon.org	205
Associate Commissioner	Sue Arakas	sarakas@socon.org	204
Associate Commissioner for Compliance	Doug King	dking@socon.org	203
Associate Commissioner	Jason Yaman	jyaman@socon.org	209
Assistant Commissioner for Media Relations	Phil Perry	pperry@socon.org	201
Director of Championships	Stanley Broaden	sbroaden@socon.org	207
Director of Creative Services	Holly Weber	hweber@socon.org	208
Director of Video Productions	Paul Lollis	plollis@socon.org	202
Assistant Director of Media Relations	Haley Shotwell	hshotwell@socon.org	213
Executive Assistant to the Commissioner	Neili Akridge	nakridge@socon.org	200
Championships Assistant	Sarah Traynor	straynor@socon.org	214
Media Relations Assistant	Philip Marcello	pmarcello@socon.org	210



MEDIA RELATIONS



Southern Conference
702 N. Pine Street
Spartanburg, S.C. 29303
www.SoConSports.com

Press releases

The Southern Conference utilizes email and the league's website (www.SoConSports.com) to distribute information, press releases, notes and statistics. If you wish to be added to the distribution list, please contact a member of the media relations staff.

SoCon Digital Network

The SoCon Digital Network, a league-wide digital network available free of charge to consumers on multiple devices, including smartphones, tablets, laptops and PCs, launched in the fall of 2014. The SoCon Digital Network broadcasts intra-conference games, across several sports, not selected by national or regional networks. Archived or VOD (Video on Demand) content is also available and housed primarily on institutional websites.

SoCon Players of the Week

The Southern Conference selects players and pitchers of the week throughout the season. The honorees will be announced each Monday afternoon and will be available on the conference's website (www.SoConSports.com) or by contacting the conference office.

Postseason awards

Following the conclusion of the regular season, voting is conducted on the all-conference teams by both the league's coaches and members of the Southern Conference Sports Media Association (SCSMA). Both groups select a Player of the Year, Pitcher of the Year, Freshman of the Year and a Coach of the Year.

Southern Conference on the Web

Visit the Southern Conference's official website at www.SoConSports.com. Information related to baseball and the conference's other 20 sports can be found on the site, including up-to-date statistics, standings, weekly releases and game recaps. Video streaming of select championships and regular-season contests is also available.

Southern Conference Media Relations Staff



Phil Perry
**Asst. Commissioner
for Media Relations**
Office: 864-591-5100
Cell: 864-525-5174
Fax: 864-591-3448
pperry@socon.org

Responsibilities:

Administration, Publications, Academic Awards, Website, Football, Men's Basketball, Men's and Women's Track and Field, Men's Golf and Men's Lacrosse



Haley Shotwell
**Assistant Director
of Media Relations**
Office: 864-591-5100
Cell: 864-415-1084
Fax: 864-591-3448
hshotwell@socon.org

Responsibilities:

Volleyball, Men's and Women's Cross Country, Women's Basketball, Men's and Women's Tennis, Softball



Philip Marcello
**Media Relations
Assistant**
Office: 864-591-5100
Cell: 804-381-1193
Fax: 864-591-3448
pmarcello@socon.org

Responsibilities:

FCS Coaches Poll, Men's and Women's Soccer, Rifle, Wrestling, Baseball, Women's Golf and Women's Lacrosse

Southern Conference Sports Media Association (SCSMA)

The Southern Conference Sports Media Association (SCSMA) is an independent organization of conference sportswriters, sportscasters and media relations staff who further the institutions that comprise the Southern Conference. The organization annually selects and recognizes an all-conference football, men's and women's basketball and baseball team as well as coach of the year, player of the year and freshman of the year. The organization also works toward the best interests of its members to increase knowledge and prestige of the league.



SoCon baseball media relations directory

School	Website	Media relations	Email	Office phone	Press box phone
The Citadel	CitadelSports.com	Milledge Austin	maustin7@citadel.edu	843-953-6567	843-965-4151
ETSU	ETSUBucs.com	Mike Ezekiel	etsusportsinfo@etsu.edu	423-439-8212	770-542-7873
Furman	FurmanPaladins.com	Hunter Reid	hunter.reid@furman.edu	864-294-2061	864-294-3066
Mercer	MercerBears.com	Gerrit Van Genderen	vangenderen_gw@mercer.edu	919-632-0217	919-632-0217
UNCG	UNCGSpartans.com	Dan Wacker	d_wacker@uncg.edu	336-334-5615	336-218-3885
Samford	SamfordSports.com	Zac Schrieber	zdschrie@samford.edu	205-726-2802	205-726-4167
VMI	VMIKeydets.com	Brad Salois	saloisbj@vmi.edu	540-464-7015	940-642-9865
Western Carolina	CatamountSports.com	Daniel Hooker	dhooker@email.wcu.edu	828-227-2339	828-227-7020
Wofford	WoffordTerriers.com	Brent Williamson	williamsondb@wofford.edu	864-597-4093	864-597-4478
Southern Conference	SoConSports.com	Philip Marcello	pmarcello@socon.org	864-591-5100	n/a

THE LINEUP THAT BATS THROUGH THE ORDER.

INTRODUCING LOUISVILLE SLUGGER'S ALL NEW LINEUP
OF BATS FROM THE MOST TRUSTED NAME IN BASEBALL.



PRIME 918

ULTIMATE BALANCE / 3-PIECE MICROFORM COMPOSITE CONSTRUCTION / TRU3 TECHNOLOGY FOR UNMATCHED FEEL



SELECT 718

END-LOADED POWER / 3-PIECE HYBRID CONSTRUCTION / TRU3 TECHNOLOGY FOR UNMATCHED FEEL



SOLO 618

MAXIMUM SPEED / 1-PIECE SUPER-LIGHT HYPER ALLOY / SBC COMPOSITE ENDCAP



OMAHA 518

PROVEN PERFORMANCE / 1-PIECE SUPER-TOUGH 7U1+ ALLOY / RAW POWER



EVERY SWING

GET YOURS AT SLUGGER.COM



THE CITADEL

THE CITADEL BULLDOGS



JOSEPH P. RILEY, JR. PARK
CAPACITY: 6,000

Basic information

Location: Charleston, S.C.
Founded: 1842
Enrollment: 2,300
Nickname: Bulldogs
Colors: Citadel Blue and White
President: Lt Gen John W. Rosa Jr.
Dir. of athletics (interim): Rob Acunto

Team information

2017 record: 16-35
SoCon record: 7-18 (T-8th)
Home: 13-19
Away: 3-15
Neutral: 0-1
Letterwinners returning/lost: 21/9
Position starters returning/lost: 6/2
Starting pitchers returning/lost: 2/2
Newcomers: 14

Media relations

Baseball contact: ... Milledge Austin
Email: maustin7@citadel.edu
Office: 843-953-6567
Cell: 803-270-5716
Press box phone: 843-965-4151
Website: CitadelSports.com



Milledge Austin
Baseball SID

SoCon regular-season titles (13)

1960, 1971, 1975, 1979, 1982, 1983,
1990, 1991, 1995, 1999, 2000, 2002,
2010

SoCon Championship titles (8)

1990, 1994, 1995, 1998, 1999, 2001, 2004, 2010

NCAA appearances (13)

1960, 1975, 1979, 1982, 1983, 1990, 1994, 1995, 1998,
1999, 2001, 2004, 2010

2018 SCHEDULE

Date	Opponent	Time (ET)
F16	GEORGE MASON	4 p.m.
F17	LOUISVILLE	3 p.m.
F18	RICHMOND	3 p.m.
F23	LA SALLE	3 p.m.
F24	LA SALLE	2 p.m.
F25	LA SALLE	1 p.m.
F27	GEORGIA SOUTHERN	5 p.m.
M2	CHARLESTON SOUTHERN	6 p.m.
M3	at Charleston Southern	3 p.m.
M4	CHARLESTON SOUTHERN	1 p.m.
M6	GEORGIA	4 p.m.
M7	at Winthrop	6 p.m.
M9	CONNECTICUT	6 p.m.
M10	CONNECTICUT	2 p.m.
M11	CONNECTICUT	1 p.m.
M12	CONNECTICUT	3 p.m.
M14	RICHMOND	6 p.m.
M16	INDIANA STATE	3 p.m.
M17	INDIANA STATE	2 p.m.
M18	INDIANA STATE	1 p.m.
M20	South Carolina	7 p.m.
M23	WESTERN CAROLINA*	6 p.m.
M24	WESTERN CAROLINA*	2 p.m.
M25	WESTERN CAROLINA*	1 p.m.
M30	VMI*	6 p.m.
M31	VMI*	2 p.m.
A1	VMI*	1 p.m.
A3	at Georgia Southern	6 p.m.
A4	WINTHROP	6 p.m.
A6	SAMFORD*	6 p.m.
A7	SAMFORD*	2 p.m.
A8	SAMFORD*	1 p.m.
A10	at South Carolina	7 p.m.
A11	CHARLESTON SOUTHERN	6 p.m.
A13	TOWSON	6 p.m.
A14	TOWSON	2 p.m.
A15	TOWSON	1 p.m.
A17	at Charleston Southern	6 p.m.
A20	at Wofford*	6 p.m.
A21	at Wofford*	3 p.m.
A22	at Wofford*	1 p.m.
A25	at College of Charleston	6 p.m.
A28	FURMAN*	1 p.m.
A28	FURMAN*	4 p.m.
A29	FURMAN*	1 p.m.
M4	at ETSU*	6 p.m.
M5	at ETSU*	2 p.m.
M6	at ETSU*	1 p.m.
M11	UNCG*	6 p.m.
M12	UNCG*	2 p.m.
M13	UNCG*	1 p.m.
M15	at College of Charleston	6 p.m.
M17	MERCER*	6 p.m.
M18	MERCER*	6 p.m.
M19	MERCER*	2 p.m.

* - Southern Conference game

2018 BULLDOGS ROSTER

No.	Name	Pos.	B/T	Ht.	Wt.	Cl.	Hometown/previous school
0	Brooks O'Brien	INF	R/R	5-9	160	Fr.	Greer, S.C./Riverside
2	Taylor Cothran	OF	R/R	6-0	192	Jr.	Anderson, S.C./T.L. Hanna
3	Jack Henry Beasley	RHP	R/R	5-9	167	So.	Florence, S.C./West Florence
4	Clay Martin	OF	L/L	6-0	160	Sr.	Mullins, S.C./Pee Dee Academy
5	Cameron Jensen	OF	R/R	5-10	175	So.	Greenville S.C./J.L. Mann
6	John Thelan	OF	L/L	5-11	178	So.	Charleston, S.C./James Island
8	Jeffery Brown	OF	L/R	5-9	165	So.	Charleston, S.C./Bishop England
9	Bryce Leasure	C	L/R	5-10	185	So.	Simpsonville, S.C./JL Mann
10	Jordan Merritt	RHP	R/R	6-2	176	Jr.	Charleston, S.C./West Ashley
11	Andrew Judkins	OF	L/L	5-9	150	Fr.	Greer, S.C./Christ Church Episcopal
12	Kyle Smith	RHP	R/R	6-0	227	Sr.	Myrtle Beach, S.C./Socastee
13	J.D. Davis	2B	R/R	6-2	187	So.	Goose Creek, S.C./Stratford
14	Cole Buffington	C	R/R	6-1	192	Jr.	Kennesaw, Ga./Kennesaw Mountain
15	Jonathan Sabo	INF/RHP	R/R	5-8	184	Sr.	Charleston, S.C./West Ashley
16	Morgan Foulks	RHP	R/R	6-0	216	Jr.	Douglasville, GA/Robert S. Alexander
17	Shane Connolly	LHP	L/L	6-2	175	Fr.	Huntersville, N.C./Pine Lake Prep.
18	William Kinney	SS	R/R	5-11	189	Sr.	Sumter, S.C./Wilson Hall
19	Dylan Spence	RHP	R/R	6-1	202	Jr.	Belton, S.C./Belton Honea-Path
20	Michael Ray	UTL	R/R	5-10	150	Fr.	North Augusta, S.C./Fox Creek Charter
21	Will Pillsbury	LHP	L/L	6-2	210	So.	Orange Park, Fla./Oakleaf
22	Tilo Skole	INF	L/R	5-10	175	Fr.	Johnson City, Tenn./Science Hill
23	Adam Colon	INF	S/R	5-11	190	Fr.	Bellport, N.Y./Bellport
24	Ben Peden	1B	L/R	6-0	223	Jr.	Greenville, S.C./Greenville
25	Thomas Byelick	RHP	R/R	6-2	224	Sr.	Lawrenceville, Ga./Brookwood
27	Alex Bialakis	RHP	R/R	5-11	220	Jr.	Boca Raton, Fla./Pope John Paul II
28	Aiden Massey	C/INF	R/R	6-0	190	Fr.	Blythewood, S.C./Blythewood
29	Bo Harrell	RHP	R/R	6-2	171	Jr.	Charleston, S.C./Porter Gaud School
30	Austin Chessier	RHP	R/R	5-10	190	So.	Goose Creek, S.C./Stratford
31	Jack Ockerman	LHP	L/L	5-10	160	Fr.	Versailles, Ky./Woodford Co.
32	Jordan Buster	RHP	R/R	6-0	178	Sr.	Lexington, S.C./Lexington
33	Devin Beckley	RHP	R/R	6-4	205	Fr.	Camden, S.C./Camden
34	Austin Blakeley	RHP	R/R	6-3	180	Fr.	Florence, S.C./South Florence
35	Zach Taglieri	RHP	R/R	5-11	169	So.	Port St. Lucie, Fla./Port St. Lucie
36	Ian Foggo	RHP	R/R	6-1	188	So.	Hilton Head, S.C./Hilton Head
37	Ryan Stamler	RHP	R/R	5-11	181	Sr.	Greenville, S.C./St. Joseph's Catholic
39	Matt Cline	C	R/R/	5-10	170	Fr.	Greer, S.C./Riverside
41	Gunnar Finneseth	LHP	L/L/	5-10	170	Fr.	Daniel Island, S.C./Bishop England
42	Hunter Barbee	RHP	R/R	5-9	165	Fr.	Charleston, S.C./James Island
43	Trenton Jenkins	LHP	L/L	6-5	220	Fr.	Simpsonville, S.C./Woodmont

HEAD COACH TONY SKOLE

Alma mater: The Citadel, 1991
Hometown: Roswell, Ga.
Career record (years): 566-597-1 (21)
School record (years): 0-0 (1st)
SoCon record (years): 108-141 (9)
SoCon Championship record (appearances): 5-15 (8)
NCAA appearances: 1

Assistant coaches

Aaron Gershenfeld 1st season (Louisville, 2014)
Blake Cooper 1st season (South Carolina, 2017)
Austin Cangelosi 1st season (Indiana, 2017)





SENIOR CLAY MARTIN

2017 RESULTS (16-35, 7-17 SOCON; T-8TH)

Date	Opponent	Result	Date	Opponent	Result
F17	Kansas^ (SDN)	L, 5-7	A18	Charleston Southern (SDN)	W, 8-5
F18	#16 Virginia^ (SDN)	L, 6-10	A21	Mercer* (SDN)	L, 5-6 (10)
F19	Liberty^ (SDN)	L, 1-9	A22	Mercer* (SDN)	L, 3-5
F24	Delaware State (SDN)	W, 4-0	A23	Mercer* (SDN)	L, 1-2 (13)
F25	Delaware State (SDN)	W, 6-5	A25	Coastal Carolina (SDN)	L, 6-9
F26	Delaware State (SDN)	L, 1-7	A28	at Furman* (YouTube)	L, 2-4
F28	Presbyterian (SDN)	W, 9-8	A29	at Furman* (YouTube)	L, 2-19
M3	at College of Charleston	L, 2-3	A30	at Furman* (YouTube)	L, 1-13 (7)
M4	College of Charleston (SDN)	L, 1-10	M5	ETSU* (SDN)	W, 7-5
M5	at College of Charleston	L, 1-3	M6	ETSU* (SDN)	W, 4-1
M7	at #8 South Carolina	L, 5-12	M7	ETSU* (SDN)	L, 9-10 (10)
M10	Stetson (SDN)	W, 5-1	M12	at UNC* (ESPN3)	W, 5-2
M11	Stetson (SDN)	L, 2-9	M13	at UNC* (YouTube)	L, 2-8
M11	Stetson (SDN)	L, 6-9	M14	at UNC* (YouTube)	L, 5-15 (7)
M14	Winthrop (SDN)	W, 34-8	M18	Wofford* (SDN)	W, 1-0
M16	Dartmouth (SDN)	L, 2-7	M19	Wofford* (SDN)	L, 4-7
M17	Dartmouth (SDN)	W, 5-4	M20	Wofford* (SDN)	L, 2-4
M18	Dartmouth (SDN)	W, 8-7	M23	vs. VMI-§ (SDN)	L, 0-8
M19	Dartmouth (SDN)	L, 9-10			
M21	Georgia Southern (SDN)	L, 3-7			
M22	at Georgia Southern	L, 0-1			
M24	VMI* (SDN)	W, 3-0			
M25	VMI* (SDN)	L, 1-4 (12)			
M26	VMI* (SDN)	W, 4-2			
M28	#6 South Carolina (SDN)	L, 1-15			
M31	at Western Carolina* (SDN)	L, 3-4			
A1	at Western Carolina*	L, 0-6			
A2	at Western Carolina* (SDN)	L, 1-14 (7)			
A4	at Charleston Southern (BSN)	W, 8-6			
A11	at Winthrop	L, 4-6			
A13	at Samford* (SDN)	L, 0-1			
A14	at Samford* (SDN)	W, 8-6			
A15	at Samford* (SDN)	L, 4-7			

* - Southern Conference game

^ - Charleston Crab House Shootout

§ - SoCon Championship (Fluor Field; Greenville, S.C.)


2017 STATISTICS

Batting	AVG	GP	GS	AB	R	H	2B	3B	HR	RBI	TB	SLG%	BB	HBP	SO	GDP	OB%	SF	SH	SB	ATT	PO	A	E	FLD%
Jonathan Sabo	.299	51	51	201	44	60	11	0	10	31	101	.502	22	4	34	2	.376	2	2	1	1	33	68	10	.910
Ben Peden	.264	37	37	140	20	37	6	1	5	25	60	.429	17	4	36	3	.358	1	0	0	0	230	20	4	.984
Taylor Cothran	.260	50	47	200	28	52	9	0	3	22	70	.350	7	3	43	4	.295	0	3	1	5	95	3	3	.970
Joe Sabatini	.251	51	51	187	20	47	8	1	7	26	78	.417	14	2	52	2	.306	3	2	4	6	155	12	2	.988
Bryce Leasure	.248	46	41	145	13	36	6	0	0	15	42	.290	16	8	26	5	.355	0	4	0	1	233	22	0	1.000
William Kinney	.240	51	51	196	30	47	14	1	2	27	69	.352	16	6	48	3	.312	3	3	9	9	80	111	12	.941
Clay Martin	.191	50	50	173	25	33	4	2	0	9	41	.237	36	8	61	3	.355	0	3	5	8	119	3	5	.961
J.D. Davis	.177	50	49	147	13	26	5	0	0	9	31	.211	24	7	60	2	.318	1	7	3	3	96	117	13	.942
Jeffery Brown	.333	19	10	48	8	16	3	0	0	3	19	.396	2	0	8	0	.360	0	2	2	2	15	0	1	.938
Barrett Charpia	.223	37	31	112	8	25	4	1	5	19	46	.411	9	2	53	1	.293	0	3	0	1	11	10	0	1.000
John Thelan	.200	7	1	10	1	2	0	0	0	2	2	.200	1	0	6	0	.250	1	0	0	0	1	0	1	.500
Cole Buffington	.175	32	25	80	5	14	1	0	1	7	18	.225	7	0	35	1	.239	1	2	1	1	256	15	5	.982
Shy Phillips	.140	25	15	57	4	8	0	1	0	1	10	.175	3	1	23	0	.194	1	3	3	4	0	0	0	.000
Totals	.238	51	51	1696	219	403	71	7	33	196	587	.346	174	45	485	26	.323	13	34	29	41	1347	444	66	.964
Opponents	.284	51	51	1766	331	502	84	12	37	301	721	.408	220	65	479	26	.380	21	46	38	54	1352	480	66	.965

LOB - Team (391), Opp (440). DPs turned - Team (32), Opp (31). IBB - Team (11), Sabo 5, Sabatini 2, Peden 1, Charpia 1, Leasure 1, Martin 1, Opp (4). Picked off - Cothran 4, Kinney 1, Leasure 1, Martin 1.

Pitching	ERA	W	L	APP	GS	CG	SHO	CBO	SV	IP	H	R	ER	BB	SO	2B	3B	HR	AB	B/Avg	WP	HBP	BK	SFA	SHA
JP Sears	2.64	7	3	14	14	2	1	2	0	95.1	69	28	28	27	142	14	2	7	338	.204	7	13	0	2	6
Will Abbott	4.96	1	7	13	12	0	0	0	0	65.1	62	49	36	37	58	13	0	5	248	.250	6	6	2	3	9
Jordan Merritt	2.84	0	1	7	0	0	0	0	0	6.1	8	3	2	5	6	1	0	0	28	.286	0	0	0	0	0
Aaron Lesiak	3.42	3	3	26	0	0	0	1	2	26.1	32	13	10	13	21	6	0	0	103	.311	1	7	0	0	7
Beau Strickland	3.97	0	0	15	0	0	0	0	0	11.1	17	6	5	2	9	1	0	1	47	.362	0	0	0	1	1
Ryan Stamler	4.15	0	0	11	0	0	0	0	0	8.2	8	4	4	3	9	3	0	0	33	.242	2	2	0	0	1
Jordan Buster	4.70	2	0	31	1	0	0	1	4	38.1	35	23	20	23	40	8	1	2	143	.245	5	0	1	5	1
Marlin Morris	4.76	1	2	28	1	0	0	1	1	34.0	36	19	18	16	42	3	0	4	135	.267	4	8	1	1	1
Kyle Smith	5.95	0	1	15	0	0	0	0	0	19.2	25	16	13	7	8	2	0	3	76	.329	2	3	0	3	4
Alex Bialakis	7.51	0	3	13	10	0	0	0	0	38.1	58	35	32	13	33	5	4	3	170	.341	4	0	0	2	2
Thomas Byelick	7.71	0	4	16	3	0	0	0	0	30.1	46	38	26	17	34	8	2	1	124	.371	4	7	0	2	5
Jack Henry Beasle	7.71	0	0	8	0	0	0	0	0	7.0	9	7	6	4	8	3	0	0	31	.290	1	1	0	0	0
Will Pillsbury	8.80	1	7	12	6	0	0	0	0	29.2	31	34	29	25	23	6	0	2	109	.284	3	7	1	1	5
Zach Taglieri	9.53	0	2	3	2	0	0	0	0	5.2	7	7	6	6	12	1	0	0	25	.280	2	1	0	0	0
Dylan Spence	11.30	0	1	16	1	0	0	0	0	14.1	23	19	18	8	13	4	1	2	65	.354	3	4	0	0	1
Jonathan Sabo	11.57	1	1	7	0	0	0	0	2	7.0	13	11	9	5	14	1	0	2	35	.371	1	4	0	0	0
Morgan Foulks	13.06	0	0	9	1	0	0	0	0	10.1	19	16	15	8	7	4	2	4	49	.388	3	2	0	1	3
Austin Todd	27.00	0	0	3	0	0	0	0	0	1.0	4	3	3	1	0	1	0	1	7	.571	0	0	0	0	0
Totals	5.55	16	35	51	51	2	3	2	9	449.0	502	331	277	220	479	84	12	37	1766	.284	48	65	5	21	46
Opponents	3.65	35	16	51	51	4	4	4	13	450.2	403	219	183	174	485	71	7	33	1696	.238	43	45	4	13	34

PB - Team (12), Buffington 10, Leasure 2, Opp (6). Pickoffs - Team (12), Sears 6, Spence 2, Buster 1, Strickland 1, Pillsbury 1, Byelick 1, Opp (7). SBA/ATT - Leasure (24-30), Buffington (14-21), Bialakis (9-9), Byelick (5-8), Abbott (4-7), Pillsbury (2-6), Sears (1-5), Morris (4-4), Strickland (3-4), Taglieri (3-3), Lesiak (2-2), Buster (1-2), Spence (2-2), Stamler (2-2).



THOMAS STADIUM
CAPACITY: 1,000

ETSU BUCS

Basic information

Location: Johnson City, Tenn.
Founded: 1911
Enrollment: 14,684
Nickname: Buccaneers
Colors: Navy Blue and Gold
President: Dr. Brian Noland
Director of athletics: Scott Carter

Team information

2017 record: 30-29
SoCon record: 9-15 (7th)
Home: 19-13
Away: 8-13
Neutral: 3-3
Letterwinners returning/lost: 20/14
Position starters returning/lost: 5/3
Starting pitchers returning/lost: 2/3
Newcomers: 12

Media relations

Baseball contact: Mike Ezekiel
Email: etsusportsinfo@etsu.edu
Office: 423-439-8212
Cell:
Press box phone: 770-542-7873
Website: ETSUBucs.com



Mike Ezekiel
Baseball SID

SoCon regular-season titles (2)

1980, 1981

SoCon Championship titles (0)

NCAA appearances (2)

1980, 1981

2018 SCHEDULE

Date	Opponent	Time (ET)
F16	NORTHERN KENTUCKY	3 p.m.
F17	NORTHERN KENTUCKY	12 p.m.
F18	NORTHERN KENTUCKY	2:30 p.m.
F18	NORTHERN KENTUCKY	1 p.m.
F23	at Florida Gulf Coast	6:30 p.m.
F24	at Florida Gulf Coast	2 p.m.
F25	at Florida Gulf Coast	1 p.m.
M2	vs. Tennessee^	6 p.m.
M3	vs. Middle Tennessee^	1 p.m.
M4	vs. Memphis^	12 p.m.
M7	EASTERN KENTUCKY	4 p.m.
M9	WINTHROP	6:30 p.m.
M10	WINTHROP	2 p.m.
M11	WINTHROP	1 p.m.
M16	at William & Mary	6 p.m.
M17	at William & Mary	4 p.m.
M18	at William & Mary	1 p.m.
M23	SAMFORD*	7 p.m.
M24	SAMFORD*	3 p.m.
M25	SAMFORD*	2 p.m.
M27	UNC ASHEVILLE	6:30 p.m.
M29	MERCER*	6:30 p.m.
M30	MERCER*	2 p.m.
M31	MERCER*	1 p.m.
A4	at Radford	6 p.m.
A6	VMI*	6:30 p.m.
A7	VMI*	2 p.m.
A8	VMI*	1 p.m.
A10	at Eastern Kentucky	4 p.m.
A13	UNCG*	6 p.m.
A14	UNCG*	3 p.m.
A15	UNCG*	1 p.m.
A17	TENNESSEE	6:30 p.m.
A20	at Tulane	6:30 p.m.
A21	at Tulane	2 p.m.
A22	at Tulane	1 p.m.
A24	RADFORD	6 p.m.
A27	at Western Carolina	5 p.m.
A28	at Western Carolina	2 p.m.
A29	at Western Carolina	2 p.m.
M4	THE CITADEL*	6:30 p.m.
M5	THE CITADEL*	2 p.m.
M6	THE CITADEL*	1 p.m.
M8	at Marshall	TBA
M11	FURMAN*	6:30 p.m.
M12	FURMAN*	2 p.m.
M13	FURMAN*	1 p.m.
M15	at UNC Asheville	6 p.m.
M16	WOFFORD*	6 p.m.
M17	WOFFORD*	6 p.m.
M18	WOFFORD*	2 p.m.

* - Southern Conference game
^ - Smokies Park (Kodak, Tenn.)

2018 BUCS ROSTER

No.	Name	Pos.	B/T	Ht.	Wt.	Cl.	Hometown/previous school
1	Brock Beeler	OF	R/R	5-10	185	R-So.	Knoxville, Tenn./Webb School of Knoxville
2	Chris Cook	IF	R/R	6-1	193	R-Sr.	Kingsport, Tenn./Dobyns-Bennett
5	Hunter Parker	OF	L/R	5-10	180	Sr.	Chattanooga, Tenn./Chattanooga State CC
6	Jackson Greer	C	R/R	6-4	205	So.	Knoxville, Tenn./Central
7	Caleb Longley	OF	R/R	6-2	210	Sr.	Cleveland, Tenn./Cleveland State CC
8	Christian Bailey	IF	R/R	6-4	190	Sr.	Kingsport, Tenn./Dobyns-Bennett
9	Cory Bates	LHP	R/L	6-2	170	Jr.	Blaine, Tenn./Walters State CC
10	Cade Gilbert	IF	R/R	6-1	185	So.	Ringgold, Ga./Ringgold
11	Micah Kaczor	RHP	R/R	6-2	190	Jr.	Tampa, Fla./St. Petersburg College
12	Daniel Sweeney	RHP	R/R	6-5	215	R-Jr.	Johnson City, Tenn./Science Hill
13	David Beam	OF	R/L	5-9	170	Fr.	Knoxville, Tenn./Bearden
14	Cullen Smith	IF	L/R	6-1	185	So.	Lebanon, Tenn./Wilson Central
15	Sam Stewart	OF	R/R	5-8	166	R-So.	Kingsport, Tenn./Dobyns-Bennett
16	Doug McFarland	C	R/R	6-0	190	R-Sr.	Monhton, Pa./Governor Mifflin
17	Dominick Stefanacci	RHP	R/R	6-1	200	R-Jr.	Fort Myers, Fla./St. Petersburg College
18	James Giambalvo	RHP	R/R	5-11	151	Jr.	Alhambra, Calif./Glendale
19	Matt Turner	RHP	R/R	6-0	185	R-So.	Knoxville, Tenn./Hardin Valley Academy
20	Sean Kearney	IF	R/R	6-1	190	Fr.	Powell, Tenn./Knoxville Catholic
23	Brandon Parrott	IF	L/R	6-0	220	Fr.	Seymour, Tenn./Seymour
24	Russell Koesters	RHP	R/R	6-0	190	Sr.	Kingsport, Tenn./Sullivan South
25	Chase Scovill	RHP	R/R	6-2	205	Fr.	Jacksonville, Fla./Episcopal School of Jacksonville
26	Carter Linton	RHP	R/R	5-11	180	So.	Kingsport, Tenn./Dobyns-Bennett
27	Aaron Maher	OF/LHP	L/L	6-4	235	Sr.	Brentwood, Tenn./Brentwood
28	Logan Gentry	RHP	L/R	6-3	215	Sr.	Kingsport, Tenn./Dobyns-Bennett
30	Ryan Simpler	RHP	R/R	6-4	230	Jr.	Lewes, Del./Homeschool
31	Drew Korzybski	RHP	R/R	6-3	215	Sr.	Knoxville, Tenn./Cleveland State CC
32	Matt Mercer	LHP	L/L	6-0	172	Fr.	Chattanooga, Tenn./Chattanooga Christia
34	Nate Ruble	LHP	L/L	6-1	200	Fr.	Memphis, Tenn./Harding Academy
35	Ethan Rice	IF	L/R	6-1	190	Sr.	Erwin, Tenn./Walters State CC
36	Connor Bartow	RHP	R/R	6-2	185	Sr.	Jonesborough, Tenn./University School
44	Ben Jackson	C	R/R	5-8	180	Fr.	Guyton, Ga./Savannah Christian Prep

HEAD COACH JOE PENNUCCI



Alma mater: Northern Colorado, 2002
Hometown: Loveland, Colo.
Career record (years): 0-0 (1st)
School record (years): Same
SoCon record (years): 0-0 (1st)
SoCon Championship record (appearances): 0-0 (0)
NCAA appearances: 0

Assistant coaches

Micah Posey 1st season (Florida State, 2011)
Ross Oeder 1st season (Wright State, 2008)
Skyler Barnett 1st season (ETSU, 2012)



JUNIOR RYAN SIMPLER

2017 RESULTS (30-29, 9-15 SOCON; 7TH)

Date	Opponent	Result	Date	Opponent	Result
F17	Central Michigan (YouTube)	W, 18-6	A14	William & Mary	W, 9-3
F18	Central Michigan	L, 7-8	A15	William & Mary	W, 8-6
F19	Central Michigan	W, 7-6 (10)	A18	Virginia Tech	W, 7-4
F21	Oakland (YouTube)	W, 10-2	A21	at Furman* (YouTube)	L, 8-9 (10)
F22	Oakland	W, 9-7 (12)	A22	at Furman* (YouTube)	L, 4-11
F24	Western Michigan	W, 12-7	A22	at Furman* (YouTube)	L, 3-6
F25	Western Michigan	W, 12-8	A25	at Appalachian State	L, 7-8
F26	Western Michigan	L, 1-11	A26	vs. Tennessee^	L, 1-8
M3	at Florida A&M	L, 3-7	A28	Wofford* (SDN)	W, 6-5
M4	at Florida A&M	W, 10-8	A29	Wofford* (SDN)	L, 5-14
M5	at Florida A&M	L, 12-13 (10)	A30	Wofford* (SDN)	L, 8-11
M8	Marshall	L, 3-9	M2	at Tennessee	L, 2-9
M10	Gardner-Webb	W, 19-4	M5	at The Citadel* (SDN)	L, 5-7
M10	Gardner-Webb	W, 5-4	M6	at The Citadel* (SDN)	L, 1-4
M11	Gardner-Webb	L, 1-5	M7	at The Citadel* (SDN)	W, 10-9 (10)
M15	at UNC Asheville	ppd.	M9	Radford	W, 8-5
M18	at Miami (Ohio)	L, 2-4	M13	Samford*	L, 3-6
M19	at Miami (Ohio)	W, 2-1	M13	Samford*	W, 10-8
M19	at Miami (Ohio)	W, 14-0	M14	Samford*	W, 7-6
M24	at Mercer* (ASN/ESPN3)	L, 2-5	M16	UNC Asheville (YouTube)	L, 4-6
M25	at Mercer*	L, 6-10	M18	at VMI* (ESPN3)	W, 7-5
M26	at Mercer*	W, 9-2	M19	at VMI* (ESPN3)	W, 14-12
M28	at Radford (Big South Network)	L, 3-4	M20	at VMI* (ESPN3)	W, 9-3
M31	UNCG* (SDN)	W, 11-0	M24	vs. Western Carolina-\$ (SDN)	W, 8-6
A1	UNCG* (SDN)	L, 7-9	M26	vs. UNCG-\$ (SDN)	L, 4-6
A2	UNCG* (SDN)	L, 3-12	M26	vs. VMI-\$ (SDN)	W, 12-11
A4	Appalachian State (YouTube)	W, 5-4	M27	vs. Samford-\$ (SDN)	W, 16-6 (8)
A7	Western Carolina* (SDN)	L, 4-5 (12)	M27	vs. Furman-\$ (SDN)	L, 6-8
A8	Western Carolina* (SDN)	L, 6-9			
A9	Western Carolina* (SDN)	L, 6-11			
A11	Tennessee	W, 10-2			
A13	William & Mary	W, 15-3			

* - Southern Conference game

^ - Smokies Park (Kodak, Tenn.)

\$ - SoCon Championship (Fluor Field; Greenville, S.C.)

2017 STATISTICS

Batting	AVG	GP	GS	AB	R	H	2B	3B	HR	RBI	TB	SLG%	BB	HBP	SO	GDP	OB%	SF	SH	SB	ATT	PO	A	E	FLD%
Hunter Parker	.351	59	59	211	38	74	13	0	1	34	90	.427	25	3	35	0	.427	0	13	10	13	130	4	2	.985
Chris Cook	.350	59	59	260	62	91	22	0	10	42	143	.550	28	7	41	5	.424	2	3	19	23	73	153	14	.942
Hagen Owenby	.346	59	59	234	54	81	12	1	13	51	134	.573	40	2	24	4	.438	5	0	1	1	405	31	8	.982
Christian Bailey	.337	59	58	243	48	82	18	2	4	48	116	.477	18	3	38	7	.381	6	0	3	3	482	30	3	.994
Aaron Maher	.324	59	59	256	62	83	17	3	5	41	121	.473	25	3	33	2	.391	0	1	15	16	98	9	2	.982
Cullen Smith	.301	59	59	219	40	66	14	2	2	38	90	.411	32	1	31	1	.385	5	6	4	6	41	80	15	.890
Blake Rowlett	.269	59	58	223	48	60	13	1	12	46	111	.498	35	8	34	4	.387	0	0	2	3	94	144	6	.975
Caleb Longley	.269	53	48	175	29	47	11	2	8	43	86	.491	22	6	46	2	.364	3	0	6	7	8	0	0	1.000
Jammer Strickland	.306	41	29	108	22	33	7	2	4	27	56	.519	7	6	32	2	.374	2	6	0	1	63	0	1	.984
Cade Gilbert	.250	11	1	8	1	2	0	0	0	1	2	.250	0	0	4	0	.250	0	1	0	0	6	6	1	.923
Seth Cunningham	.224	37	26	98	11	22	1	0	0	14	23	.235	4	0	23	1	.255	0	9	4	8	67	0	1	.985
Ethan Rice	.222	17	4	27	6	6	1	0	0	2	7	.259	6	0	11	0	.364	0	3	1	1	1	0	0	1.000
Sam Stewart	.200	9	1	5	1	1	0	0	0	0	1	.200	0	0	1	0	.200	0	0	0	0	3	0	0	1.000
Scott Hoilman	.167	6	1	6	0	1	0	0	0	1	1	.167	2	0	3	0	.375	0	0	0	0	13	0	0	1.000
Jackson Greer	.125	16	8	32	3	4	1	0	1	4	8	.250	1	0	14	1	.152	0	0	0	0	53	6	1	.983
Brock Beeler	.125	11	0	8	1	1	0	0	0	0	1	.125	0	0	3	0	.125	0	0	1	1	2	0	0	1.000
Doug McFarland	.000	4	1	3	0	0	0	0	0	0	0	.000	0	0	3	0	.000	0	0	0	0	11	1	0	1.000
Colton Lakes	.000	1	0	1	0	0	0	0	0	0	0	.000	0	0	1	0	.000	0	0	0	0	0	0	0	.000
Nick Sainato	.000	1	0	1	0	0	0	0	0	0	0	.000	0	0	1	0	.000	0	0	0	0	0	0	0	.000
Ryan Simpler	.000	1	1	0	0	0	0	0	0	0	0	.000	0	0	0	0	.000	0	0	0	0	3	12	3	.833
Totals	.309	59	59	2118	426	654	130	13	60	392	990	.467	245	39	378	29	.387	23	42	66	83	1578	541	65	.970
Opponents	.294	59	59	2072	388	609	110	16	65	361	946	.457	231	48	461	38	.374	21	49	34	51	1563	630	60	.973


LOB - Team (478), Opp (456). DPs turned - Team (52), Opp (38). CI - Team (1), Owenby 1, IBB - Team (8), Owenby 2, C. Smith 2, Maher 2, Parker 1, Ch. Cook 1, Opp (14). Picked off - Cunningham 3, Maher 2, Parker 2, C. Smith 2, Rowlett 1, Ch. Cook 1, Bailey 1, Strickland 1.

Pitching	ERA	W	L	APP	GS	CG	SHO	CBO	SV	IP	H	R	ER	BB	SO	2B	3B	HR	AB	B/Avg	WP	HBP	BK	SFA	SHA
Ryan Simpler	3.99	6	4	14	14	1	1	0	0	90.1	97	53	40	26	96	14	2	8	357	.272	4	3	1	3	4
Blake Smith	4.83	4	6	17	17	1	1	0	0	91.1	114	60	49	34	87	24	2	10	375	.304	5	6	1	2	9
Andy Higley	0.00	0	0	1	0	0	0	0	0	1.0	1	0	0	0	0	0	0	0	3	.333	0	0	0	0	0
Matt Roueche	0.00	0	0	1	0	0	0	0	0	0.0	1	0	0	1	0	0	0	0	1	1.000	1	0	0	0	0
Aaron Maher	1.23	2	0	5	0	0	0	0	0	7.1	3	1	1	4	6	1	0	0	21	.143	1	1	0	0	3
Logan Gentry	4.94	3	1	22	1	0	0	0	1	31.0	32	18	17	10	25	3	4	5	116	.276	0	2	1	2	2
Peyton Taylor	5.31	2	1	30	0	0	0	0	3	40.2	55	30	24	4	30	8	3	7	170	.324	2	7	0	0	3
Jamin McCann	5.53	4	2	21	10	0	0	0	0	53.2	66	38	33	26	42	9	2	5	211	.313	3	6	0	0	3
Daniel Shaw	5.62	0	0	16	1	0	0	0	1	16.0	19	13	10	11	19	6	0	2	58	.328	3	2	0	2	5
Dillon Cate	6.14	1	1	24	0	0	0	0	0	22.0	27	21	15	18	29	6	0	3	93	.290	6	7	0	1	1
Griffin Krieg	6.40	2	6	25	7	0	0	0	0	57.2	62	53	41	29	54	12	2	10	220	.282	3	3	0	3	6
Connor Bartow	6.41	2	2	20	1	0	0	0	1	19.2	18	14	14	11	18	3	0	1	74	.243	5	2	0	0	2
Drew Korzybski	7.15	3	4	18	6	0	0	0	0	39.0	43	32	31	18	14	7	0	4	150	.287	3	5	0	1	3
Russell Koesters	7.33	0	0	21	1	0	0	0	0	23.1	30	21	19	18	14	8	0	4	92	.326	2	0	0	1	2
Chris Cook	8.59	0	1	7	0	0	0	0	3	7.1	10	7	7	6	5	4	0	0	28	.357	1	2	0	0	3
Matt Turner	9.00	0	0	12	0	0	0	0	0	13.0	18	13	13	7	11	2	0	1	55	.327	1	1	0	2	0
Victor Gonzalez	9.31	0	0	6	1	0	0	0	0	9.2	10	10	10	5	9	2	1	3	36	.278	2	1	0	1	1
Daniel Sweeney	12.00	1	1	4	0	0	0	0	0	3.0	3	4	4	3	2	1	0	2	12	.250	0	0	0	0	0
Totals	5.61	30	29	59	59	2	2	0	10	526.0	609	388	328	231	461	110	16	65	2072	.294	42	48	3	21	49
Opponents	6.37	29	30	59	59	3	0	0	11	521.0	654	426	369	245	378	130	13	60	2118	.309	55	39	7	23	42

PB - Team (10), Owenby 7, Greer 3, Opp (13). Pickoffs - Team (11), Simpler 6, Krieg 2, McCann 1, P. Taylor 1, Owenby 1, Opp (13). SBA/ATT - Owenby (29-44), Simpler (6-10), Krieg (9-10), Greer (5-6), Cate (6-6), Gentry (1-4), Smith (4-4), McCann (1-3), Koesters (0-3), Gonzalez (2-3), P. Taylor (1-3), Shaw (2-3), Turner (1-1), Korzybski (1-1), McFarland (0-1).



FURMAN



LATHAM STADIUM
CAPACITY: 2,000

FURMAN PALADINS

Basic information

Location: Greenville, S.C.
Founded: 1826
Enrollment: 2,700
Nickname: Paladins
Colors: Purple and White
President: Dr. Elizabeth Davis
Director of athletics: Mike Buddie

Team information

2017 record: 33-28
SoCon record: 14-10 (T-3rd)
Home: 19-10
Away: 10-15
Neutral: 4-3
Letterwinners returning/lost: 19/8
Position starters returning/lost: 6/3
Starting pitchers returning/lost: 1/2
Newcomers: 10

Media relations

Baseball contact: Hunter Reid
Email: hunter.reid@furman.edu
Office: 864-294-2061
Cell: 864-567-1663
Press box: 864-294-3066
Website: FurmanPaladins.com



Hunter Reid
Baseball SID

SoCon regular-season titles (4)

1965, 1969, 1971, 1976

SoCon Championship titles (2)

1991, 2005

NCAA appearances (5)

1965, 1969, 1976, 1991, 2005

2018 SCHEDULE

Date	Opponent	Time (ET)
F16	MARIST	4 p.m.
F17	MARIST	1 p.m.
F18	MARIST	1 p.m.
F20	at Clemson	4 p.m.
F23	at NC State	3 p.m.
F24	at NC State	2 p.m.
F25	at NC State	1 p.m.
F27	at South Carolina	4 p.m.
M2	CENTRAL CONNECTICUT ST.	4 p.m.
M3	CENTRAL CONNECTICUT ST.	1 p.m.
M4	CENTRAL CONNECTICUT ST.	11:30 a.m.
M6	PENN	4 p.m.
M7	PENN	2 p.m.
M9	MICHIGAN STATE^	6 p.m.
M10	ILLINOIS^	1 p.m.
M13	at Winthrop	6 p.m.
M15	HARVARD	6 p.m.
M16	HARVARD	6 p.m.
M17	HARVARD	1 p.m.
M17	HARVARD	4 p.m.
M21	COLLEGE OF CHARLESTON	6 p.m.
M23	at Wichita State	7 p.m.
M24	at Wichita State	3 p.m.
M24	at Wichita State	12:30 p.m.
M27	CLEMSON^	6 p.m.
M29	SAMFORD*	6 p.m.
M30	SAMFORD*	4 p.m.
M31	SAMFORD*	1 p.m.
A4	GEORGIA STATE	5 p.m.
A6	at Mercer*	6 p.m.
A7	at Mercer*	2 p.m.
A8	at Mercer*	1 p.m.
A10	WINTHROP	6 p.m.
A13	WOFFORD*	6 p.m.
A14	WOFFORD*	4 p.m.
A15	WOFFORD*	1 p.m.
A18	at Gardner-Webb	6 p.m.
A20	at VMI*	6 p.m.
A21	at VMI*	2 p.m.
A22	at VMI*	1 p.m.
A24	SOUTH CAROLINA^	7 p.m.
A28	at The Citadel*	1 p.m.
A28	at The Citadel*	4 p.m.
A29	at The Citadel*	1 p.m.
M4	WESTERN CAROLINA*	6 p.m.
M5	WESTERN CAROLINA*	12 p.m.
M6	WESTERN CAROLINA*	1 p.m.
M11	at ETSU*	6:30 p.m.
M12	at ETSU*	2 p.m.
M13	at ETSU*	1 p.m.
M15	GARDNER-WEBB	6 p.m.
M17	UNCG*	4 p.m.
M18	UNCG*	4 p.m.
M19	UNCG*	1 p.m.

* - Southern Conference game
^ - Fluor Field (Greenville, S.C.)

2018 PALADINS ROSTER

No.	Name	Pos.	B/T	Ht.	Wt.	Cl.	Hometown/previous school
1	Sims Griffith	2B	R/R	6-0	195	Sr.	Gainesville, Ga./Gainesville
2	Deon Sanders	1B/DH	R/R	5-11	223	R-So.	Franklin, Tenn./Centennial
3	Bret Huebner	SS	R/R	5-9	175	Jr.	Andover, Minn./Cretin-Derham Hall
5	David Weibel	OF	R/R	5-10	170	R-Fr.	Coral Gables, Fla./Coral Gables
6	Jabari Richards	OF	L/L	6-0	180	Jr.	Fayetteville, Ga./Whitewater
7	Logan Taplett	C/3B	R/R	5-11	180	So.	Palm Beach Gardens, Fla./The Benjamin School
8	John Michael Boswell	C/1B	R/R	6-0	210	Jr.	Atlanta, Ga./Paideia
9	Jason Costa	C	R/R	6-2	210	Sr.	Port Matilda, Pa./Walters State
11	Dillon Love	INF	R/R	5-10	170	So.	Statesville, N.C./West Iredell
14	Max Mehlbaum	OF	L/L	5-11	180	R-Fr.	Sherman Oaks, Calif./Chatsworth
15	Jonathan Mouw	RHP	R/R	6-1	215	R-So.	Canton, Ga./Creekview
16	David Dunlavey	RHP	R/R	6-2	205	R-So.	Spartanburg, S.C./Spartanburg
17	Ben Anderson	OF	L/R	6-1	165	Fr.	LaGrange, Ga./LaGrange
18	Pat Sisk	1B	R/R	6-3	225	Fr.	Fox Point, Wisc./Marquette University
19	Jake Crawford	3B/P	R/R	6-1	175	Jr.	Honea Path, S.C./Belton-Honea Path
20	Andrew Holweger	LHP	L/L	6-3	175	So.	Springboro, Ohio/Springboro
21	Nik Verbeke	RHP	R/R	6-3	190	R-Jr.	Cumming, Ga./Spartanburg Methodist
22	Trent Alley	RHP/UTL	R/R	6-4	185	So.	Charlotte, N.C./Charlotte Country Day School
23	Seth Chestnut	RHP	R/R	6-1	170	Fr.	Neeses, S.C./Barnwell
24	Nick Tiano	2B	L/R	5-9	165	Fr.	Jupiter, Fla./The Benjamin School
25	Matt Lazzaro	LHP	R/L	6-0	175	Fr.	Marietta, Ga./Lassiter
26	Eric Taylor	RHP	R/R	6-3	175	Jr.	Rock Hill, S.C./Northwestern
29	Jordan Beatson	RHP	R/R	6-2	170	Fr.	Irmo, S.C./Dutch Fork
32	John Michael Bertrand	LHP	L/L	6-3	203	R-Fr.	Alpharetta, Ga./Blessed Trinity School
33	Jared Mihalik	3B	R/R	6-2	230	Fr.	Johns Creek, Ga./Johns Creek
34	Austin Wood	RHP	R/R	6-5	210	So.	Niwot, Colo./Silver Creek
35	Tyler Kimbrell	RHP	R/R	6-6	225	Sr.	Mt. Pleasant, S.C./Spartanburg Methodist
36	Rutty Jones	RHP	R/R	6-6	215	Jr.	Marietta, Ga./Mt. Paran Christian School
37	Grant Schuermann	LHP	L/L	6-1	195	R-Jr.	Cincinnati, Ohio/Lakota West
40	Hunter Baker	RHP	R/R	6-7	240	Sr.	Fuquay-Varina, N.C./Spartanburg Methodist College
41	MJ Sasapan	C/2B	S/R	5-10	165	Fr.	Marietta, Ga./Lassiter
43	Brandon Elmy	1B	R/R	6-2	205	Sr.	Venice, Fla./Venice
44	Landon Kay	OF	R/R	6-0	195	Sr.	Charlotte, N.C./Weddington
45	Heath Hawkins	RHP	R/R	6-5	225	Jr.	Matthews, N.C./Charlotte Christian

HEAD COACH BRETT HARKER

Alma mater: College of Charleston, 2006
Hometown: Greenville, S.C.
Career record (years): 33-28 (1)
School record (years): Same
SoCon record (years): 14-10 (1)
SoCon Championship record (appearances): 4-2 (1)
NCAA appearances: 0

Assistant coaches

Taylor Harbin 3rd season (Clemson, 2015)
Kaleb Davis 2nd season (Anderson, 2011)
Geoff Kimmel 2nd season (Wesley, 2011)





SENIOR BRANDON ELMY

2017 RESULTS (33-28, 14-10 SOCON; T-3RD)

Date	Opponent	Result	Date	Opponent	Result
F17	Dayton (YouTube)	W, 9-3	A14	at Western Carolina* (SDN)	W, 8-7 (10)
F18	Dayton (YouTube)	W, 9-7	A15	at Western Carolina*	W, 5-2
F19	Dayton (YouTube)	L, 11-12	A19	Presbyterian (YouTube)	W, 11-6
F21	at Presbyterian	W, 6-0	A21	ETSU* (YouTube)	W, 9-8 (10)
F24	Monmouth (YouTube)	L, 2-4	A22	ETSU* (YouTube)	W, 11-4
F25	Monmouth (YouTube)	W, 12-5	A23	ETSU* (YouTube)	W, 6-3
F26	Monmouth (YouTube)	W, 10-6	A25	UNC Asheville (YouTube)	W, 12-1
F28	at USC Upstate	W, 7-4	A26	at Gardner-Webb	L, 0-5
M1	UNC Asheville (YouTube)	ppd. (4/25)	A28	The Citadel* (YouTube)	W, 4-2
M3	Michigan State^ (YouTube)	L, 2-3	A29	The Citadel* (YouTube)	W, 19-2
M4	UT Martin (YouTube)	W, 11-3	A30	The Citadel* (YouTube)	W, 13-1 (7)
M5	Presbyterian^ (YouTube)	W, 7-6	M3	Gardner-Webb (YouTube)	W, 27-10
M8	Butler (YouTube)	L, 7-10	M6	at Samford* (SDN)	W, 3-2
M10	at #20 Mississippi	L, 0-2	M6	at Samford* (SDN)	W, 4-1
M11	at #20 Mississippi	L, 0-5	M7	at Samford* (SDN)	L, 3-4
M12	at #20 Mississippi	L, 0-1	M9	#7 Clemson^ (YouTube)	L, 5-10
M17	North Carolina A&T (YouTube)	W, 17-2	M13	VMI* (YouTube)	W, 4-1
M18	North Carolina A&T (YouTube)	L, 10-11	M13	VMI* (YouTube)	W, 8-2
M19	North Carolina A&T (YouTube)	W, 7-3	M14	VMI* (YouTube)	L, 7-9 (13)
M21	at Georgia State	L, 0-5	M16	at Georgia (SEC Network)	L, 6-10
M24	at Wofford* (SDN)	L, 8-9 (10)	M18	at Belmont	W, 6-5
M25	at Wofford* (SDN)	L, 2-21	M19	at Belmont	W, 6-0
M25	at Wofford* (SDN)	W, 12-4	M20	at Belmont	L, 5-9
M28	at #5 Clemson (ACC Network Extra)	L, 0-8	M24	vs. Wofford-\$ (SDN)	W, 13-3 (7)
M31	Mercer* (YouTube)	L, 4-5	M25	vs. Mercer-\$ (SDN)	W, 6-1
A1	Mercer* (YouTube)	L, 3-5	M27	vs. UNC-G-\$ (SDN)	L, 8-12
A2	Mercer* (YouTube)	L, 6-7 (10)	M27	vs. ETSU-\$ (SDN)	W, 8-6
A4	at #9 South Carolina	L, 1-6	M28	vs. UNC-G-\$ (ESPN3)	W, 6-4
A7	at UNC-G* (ESPN3)	L, 1-3	M28	vs. UNC-G-\$ (ESPN3)	L, 1-13 (7)
A8	at UNC-G* (YouTube)	L, 6-7 (11)			
A9	at UNC-G* (YouTube)	L, 3-9			
A11	USC Upstate (YouTube)	L, 7-14			
A13	at Western Carolina* (SDN)	W, 6-5			

* - Southern Conference game
^ - Fluor Field (Greenville, S.C.)
\$ - SoCon Championship (Fluor Field; Greenville, S.C.)

2017 STATISTICS

Batting	AVG	GP	GS	AB	R	H	2B	3B	HR	RBI	TB	SLG%	BB	HBP	SO	GDP	OB%	SF	SH	SB	ATT	PO	A	E	FLD%
Brandon Elmy	.341	54	53	220	38	75	15	0	11	49	123	.559	16	3	32	8	.390	2	1	0	428	20	4	.991	
Sky Overton	.336	59	58	235	47	79	15	1	6	39	114	.485	23	12	27	4	.416	4	2	13	20	130	2	1	.992
Carter Grote	.332	61	61	247	59	82	16	5	8	56	132	.534	30	13	29	6	.427	3	1	5	8	118	7	1	.992
Landon Kay	.332	53	52	211	41	70	11	1	11	37	116	.550	22	1	38	2	.394	2	1	7	9	108	5	0	1.000
Jason Costa	.318	39	33	132	25	42	12	0	5	21	69	.523	12	7	22	4	.404	0	2	2	2	175	14	3	.984
Cameron Whitehead	.312	50	47	170	36	53	13	1	13	39	107	.629	29	0	44	1	.408	2	1	1	1	280	33	5	.984
Jake Crawford	.309	53	52	207	32	64	11	2	2	32	85	.411	5	1	24	6	.323	4	4	1	1	36	101	13	.913
Jabari Richards	.304	50	48	191	40	58	10	3	6	30	92	.482	17	6	51	1	.375	2	4	4	8	42	0	0	1.000
Bret Huebner	.289	47	45	152	34	44	8	0	1	17	55	.362	15	2	24	4	.359	1	2	1	2	72	102	11	.941
Sims Griffith	.265	57	57	211	34	56	11	0	3	24	76	.360	20	1	34	3	.329	2	9	5	6	114	149	9	.967

Dillon Love	.333	25	12	54	9	18	3	0	0	5	21	.389	3	1	12	1	.379	0	3	1	2	16	34	9	.847
David Webel	.333	7	6	18	1	6	0	0	0	1	6	.333	6	2	4	1	.538	0	1	1	2	26	0	2	.929
Chadwick Word	.314	16	8	35	5	11	0	0	2	7	17	.486	0	0	6	1	.306	1	0	0	0	7	28	4	.897
Logan Taplett	.308	12	7	26	1	8	0	0	0	2	8	.308	4	1	6	0	.419	0	3	0	0	11	9	1	.952
Trent Alley	.194	15	7	31	4	6	0	1	0	5	8	.258	1	0	13	0	.212	1	1	1	1	0	6	2	.750
John Michael Bosw	.174	12	3	23	2	4	0	0	1	4	7	.304	3	0	4	0	.259	1	0	0	0	31	0	0	1.000
Tre Jackson	.000	8	0	4	2	0	0	0	0	0	0	.000	0	1	0	0	.200	0	0	0	0	0	0	1	.000
Totals	.312	61	61	2167	410	676	125	14	69	368	1036	.478	206	51	370	42	.381	25	35	42	62	1614	575	71	.969
Opponents	.277	61	61	2125	338	588	101	10	69	308	916	.431	156	37	421	25	.334	20	33	63	89	1595	669	77	.967

LOB - Team (482), Opp (419). DPs turned - Team (33), Opp (54). CI - Team (0), Opp (3). IBB - Team (7), Elmy 2, Kay 2, Whitehead 1, Grote 1, Overton 1, Opp (8). Picked off - Richards 3, S. Griffith 2, Kay 2, Huebner 1, Overton 1, Weber 1.

Pitching	ERA	W	L	APP	GS	CG	SHO	CBO	SV	IP	H	R	ER	BB	SO	2B	3B	HR	AB	B/Avg	WP	HBP	BK	SFA	SHA
Will Gaddis	1.89	9	3	17	14	1	0	1	1	105.0	81	27	22	16	89	7	1	5	381	.213	3	5	0	5	4
Grant Schuermann	4.19	7	4	16	15	2	0	1	0	96.2	105	56	45	11	60	16	1	14	382	.275	2	3	0	2	6
Matthew Quarles	5.99	6	5	16	15	2	0	0	0	88.2	87	60	59	33	81	17	2	14	341	.255	4	2	0	4	1
Katon Harwood	1.93	0	0	5	0	0	0	0	0	4.2	5	2	1	2	1	0	0	1	17	.294	0	0	0	0	0
Will Dvorak	2.79	0	0	12	0	0	0	0	0	9.2	11	4	3	8	4	3	1	0	37	.297	0	0	0	1	1
Nik Verbeke	3.12	0	2	5	2	0	0	0	0	8.2	5	4	3	6	9	3	0	0	31	.161	3	1	0	0	0
Heath Hawkins	4.07	4	3	29	0	0	0	1	2	48.2	52	28	22	15	46	10	1	5	195	.267	3	5	1	1	5
Billy Greenfield	4.98	2	1	35	0	0	0	0	3	47.0	61	29	26	8	40	9	2	7	192	.318	1	5	0	3	4
Tyler Kimbrell	5.30	1	1	14	1	0	0	0	0	18.2	19	14	11	5	17	5	0	2	77	.247	6	1	0	0	0
Trent Alley	6.00	1	0	8	3	0	0	0	0	18.0	23	15	12	7	7	6	0	3	71	.324	4	1	0	1	2
Jake Crawford	6.33	1	4	18	4	0	0	1	4	27.0	34	22	19	10	17	6	0	8	112	.304	1	1	0	1	1
Nolan Mullen	6.98	1	1	19	0	0	0	0	0	19.1	26	16	15	7	22	9	1	5	80	.325	2	5	1	1	2
Hunter Baker	8.28	1	2	10	6	0	0	1	0	29.1	42	28	27	18	12	7	1	2	124	.339	6	3	1	1	3
Austin Wood	10.50	0	0	6	1	0	0	0	0	6.0	10	7	7	2	4	0	0	2	28	.357	0	0	0	0	1
Rutty Jones	10.50	0	1	7	0	0	0	0	0	6.0	16	12	7	3	9	1	0	1	34	.471	2	0	0	0	2
Andrew Holweger	11.57	0	1	3	0	0	0	0	0	2.1	6	6	3	1	0	1	0	0	11	.545	1	1	0	0	1
Paul Barnhill	21.60	0	0	2	0	0	0	0	0	1.2	3	4	4	3	3	1	0	0	8	.375	3	2	0	0	0
Paul Todd	54.00	0	0	1	0	0	0	0	0	0.2	2	4	4	1	0	0	0	0	4	.500	1	2	0	0	0
Totals	4.85	33	28	61	61	5	2	2	11	538.0	588	338	290	156	421	101	10	69	2125	.277	42	37	3	20	33
Opponents	5.89	28	33	61	61	1	6	6	15	531.2	676	410	348	206	370	125	14	69	2167	.312	73	51	5	25	35

PB - Team (6), Whitehead 3, Costa 2, Boswell 1, Opp (15). Pickoffs - Team (6), Gaddis 1, Crawford 1, Costa 1, Greenfield 1, Hawkins 1, Quarles 1, Opp (10). SBA/ATT - Whitehead (40-57), Costa (23-29), Schuermann (9-16), Quarles (10-15), Greenfield (7-11), Gaddis (6-9), Hawkins (6-8), Baker (5-5), Alley (3-5), Harwood (4-5), Kimbrell (4-4), Jones (3-3), Crawford (1-2), Verbeke (2-2), Mullen (1-2), Dvorak (1-1), Wood (1-1).



ORTHOGEORGIA PARK
CAPACITY: 1,500

MERCER BEARS

Basic information

Location: Macon, Ga.
Founded: 1833
Enrollment: 8,557
Nickname: Bears
Colors: Orange and Black
President: William D. Underwood
Director of athletics: Jim Cole

Team information

2017 record: 39-17
SoCon record: 17-6 (1st)
Home: 18-9
Away: 20-6
Neutral: 1-2
Letterwinners returning/lost: 24/11
Position starters returning/lost: 4/5
Starting pitchers returning/lost: 3/1
Newcomers: 17

Media relations

Baseball contact: Gerrit Van Genderen
Email: gerrit.w.vangenderen@live.mercer.edu
Office: 478-301-5209
Cell: 478-733-4239
Press box: 919-632-0217
Website: MercerBears.com



Gerrit Van Genderen
Baseball SID

SoCon regular-season titles (3)

2015, 2016, 2017

SoCon Championship titles (1)

2015

NCAA appearances (3)

2010, 2013, 2015

2018 SCHEDULE

Date	Opponent	Time (ET)
F16	BETHUNE-COOKMAN	4 p.m.
F17	BETHUNE-COOKMAN	2 p.m.
F18	BETHUNE-COOKMAN	1 p.m.
F20	FLORIDA A&M	4 p.m.
F21	FLORIDA A&M	4 p.m.
F23	UNC ASHEVILLE	4 p.m.
F24	UNC ASHEVILLE	4 p.m.
F25	UNC ASHEVILLE	1 p.m.
F27	at Kennesaw State	6 p.m.
F28	KENNESAW STATE	6 p.m.
M3	HOLY CROSS	6 p.m.
M4	HOLY CROSS	2 p.m.
M5	HOLY CROSS	4 p.m.
M7	SAVANNAH STATE	6 p.m.
M9	at Kansas State*	4 p.m.
M10	at Kansas State*	3 p.m.
M11	at Kansas State*	2 p.m.
M14	GEORGIA SOUTHERN	6 p.m.
M16	EASTERN KENTUCKY	6 p.m.
M17	EASTERN KENTUCKY	2 p.m.
M18	EASTERN KENTUCKY	1 p.m.
M21	at Georgia Tech*	6 p.m.
M23	WOFFORD*	1 p.m.
M24	WOFFORD*	7 p.m.
M25	WOFFORD*	6 p.m.
M27	at Florida A&M*	4 p.m.
M29	ETSU*	6:30 p.m.
M30	ETSU*	2 p.m.
M31	ETSU*	1 p.m.
A3	at Savannah State	6 p.m.
A4	at Georgia Southern	6 p.m.
A6	FURMAN*	6 p.m.
A7	FURMAN*	2 p.m.
A8	FURMAN*	1 p.m.
A10	GEORGIA TECH	6 p.m.
A13	SAMFORD*	7 p.m.
A14	SAMFORD*	3 p.m.
A15	SAMFORD*	2 p.m.
A18	at Georgia State	6 p.m.
A20	at Western Carolina*	5 p.m.
A21	at Western Carolina*	2 p.m.
A22	at Western Carolina*	1 p.m.
A24	at Florida	6 p.m.
A27	VMi*	6 p.m.
A28	VMi*	2 p.m.
A29	VMi*	1 p.m.
M5	at UCG*	6 p.m.
M6	at UCG*	3 p.m.
M7	at UCG*	1 p.m.
M10	ALCORN STATE	6 p.m.
M11	ALCORN STATE	6 p.m.
M12	ALCORN STATE	6 p.m.
M15	GEORGIA STATE	6 p.m.
M17	THE CITADEL*	6 p.m.
M18	THE CITADEL*	6 p.m.
M19	THE CITADEL*	2 p.m.

* - Southern Conference game

2018 BEARS ROSTER

No.	Name	Pos.	B/T	Ht.	Wt.	Cl.	Hometown/previous school
2	Kyle Dockus	IF	R/R	6-0	170	R-So.	Loveland, Ohio/Calhoun CC
3	R.J. Yeager	IF	R/R	6-3	185	Fr.	Lynn Haven, Fla./Mosley
4	Jackson Ware	OF	R/R	5-11	185	Sr.	Statesboro, Ga./Statesboro
5	Alex Hanson	OF	R/R	5-10	185	Sr.	Tampa, Fla./St. Petersburg CC
6	Taylor Lobus	RHP	R/R	6-1	190	R-So.	Woodstock, Ga./Etowah
7	Robert Broom	RHP	R/R	6-1	180	Jr.	Rising Fawn, Ga./Gordon Lee
8	Trey Truitt	OF	R/R	6-1	190	Sr.	Dothan, Ala./Rehobeth
9	Austin Lord	LHP	L/L	6-0	185	R-Sr.	Toccoa, Ga./Stephens County
10	Conrad Cornell	OF	R/R	6-1	200	Sr.	Conyers, Ga./Wesminster
11	Le Bassett	IF	L/R	5-10	180	Fr.	Tifton, Ga./Tift County
12	Steven Taylor	IF	R/R	6-0	185	Sr.	Atlanta, Ga./Marist
13	David Posas	OF	B/R	6-0	198	R-So.	Valdosta, Ga./Valdosta
14	Austin Cox	LHP	L/L	6-3	205	Jr.	Forsyth, Ga./First Presbyterian Day
15	Trey Woodham	OF	L/L	6-0	185	Fr.	Auburn, Ala./Auburn
16	Tanner Hall	LHP	L/L	6-0	185	Fr.	Warner Robins, Ga./Houston Co.
17	Alex Crotty	C	S/R	6-1	205	So.	Lake Mary, Fla./Windermere Prep
18	Sawyer Gipson-Long	RHP	R/R	6-4	225	So.	Woodstock, Ga./Etowah
19	Brandon Michie	IF	L/R	6-1	195	Jr.	Brisbane, Australia/North Iowa CC
20	Cory Wright	IF	L/L	6-0	190	Jr.	South Elgin, Ill./Parkland CC
21	Caleb Mitchell	LHP	L/L	6-0	170	Fr.	Lilburn, Ga./Parkview
22	Zach Graveno	RHP	R/R	6-2	210	So.	Suwanee, Ga./Lambert
23	Carter Varga	RHP	R/R	6-2	200	Sr.	Clermont, Fla./East Ridge
24	Chase Burks	RHP	R/R	6-4	230	Sr.	Marietta, Ga./Chattahoochee Valley CC
25	JT Thomas	C	R/R	5-10	185	Sr.	Woodstock, Ga./Chattahoochee Valley CC
26	Josh Henderson	C	R/R	5-10	185	Fr.	Flowery Branch, Ga./Lakeview Academy
27	Kevin Coulter	RHP	R/R	6-5	210	Jr.	Buford, Ga./Buford
28	Christian Vann	LHP	L/L	6-2	195	Sr.	Lilburn, Ga./Chattahoochee Valley CC
29	Jordan Ammons	OF	R/R	6-3	195	R-Fr.	Minneapolis, Minn./Cretin-Derham Hall
30	Ben Brock	RHP	R/R	6-2	190	R-Fr.	Acworth, Ga./Harrison
31	Drew Lingo	IF	R/R	5-11	190	R-Sr.	Hamilton, Ga./Chattahoochee Valley CC
32	Nick Spear	RHP	R/R	5-11	175	Jr.	Atlanta, Ga./St. Pius X
33	Josh Farmer	RHP	R/R	6-3	160	Fr.	Bogart, Ga./North Oconee
34	Trevor Austin	IF	R/R	6-0	175	Fr.	Suwanee, Ga./Home School
36	Andrew Tarrer	OF	R/R	6-2	185	Fr.	Ideal, Ga./Perry
37	Jacob Hester	LHP	L/L	6-2	185	Fr.	Marietta, Ga./Lassiter
38	Andrew Kane	RHP	R/R	6-7	235	Jr.	Windermere, Fla./Windermere Prep
39	Sean McDermott	1B	R/R	6-4	240	Jr.	Cartersville, Ga./Cleveland State
42	Kyle Bialousz	RHP	R/R	6-0	175	Jr.	Brunswick, Ga./Brunswick

HEAD COACH CRAIG GIBSON



Alma mater: Mercer, 1986
Hometown: Macon, Ga.
Career record (years): 470-331 (14)
School record (years): Same
SoCon record (years): 49-21 (3)
SoCon Championship record (appearances): 8-4 (3)
NCAA appearances: 3

Assistant coaches

Brent Shade 9th season (Defiance, 2001)
Willie Stewart 2nd season (UNC Asheville, 2000)
Ian Humphrey 1st season (Marshall, 2013)



SENIOR JT THOMAS

2017 RESULTS (39-17, 17-6 SOCON; 1ST)

Date	Opponent	Result	Date	Opponent	Result
F17	Maryland Eastern Shore	W, 13-2	A8	Samford* (ASN/ESPN3)	W, 9-6
F18	Maryland Eastern Shore	W, 15-0	A9	Samford*	W, 7-1
F19	Maryland Eastern Shore	W, 8-4	A11	at Georgia State (PantherVision)	W, 11-4
F21	Georgia	W, 6-5	A13	at VMI* (ESPN3)	W, 10-6
F24	Hartford	W, 4-3 (10)	A14	at VMI* (ESPN3)	W, 9-6
F25	Hartford	W, 20-14	A15	at VMI* (ESPN3)	W, 17-5 (8)
F26	Hartford	W, 15-6	A18	at Georgia Tech (ACC Network Extra)	L, 5-8
F28	at Florida A&M	L, 7-10	A21	at The Citadel* (SDN)	W, 6-5 (10)
M1	at Florida A&M	L, 6-9	A22	at The Citadel* (SDN)	W, 5-3
M3	at Austin Peay	W, 9-1	A23	at The Citadel* (SDN)	W, 2-1 (13)
M4	at Austin Peay	L, 4-14	A25	Georgia Southern (ASN/ESPN3)	L, 7-15
M5	at Austin Peay	W, 10-6	A26	at Georgia Southern	L, 3-4 (10)
M7	Savannah State	W, 12-2	A28	UNCG* (ASN/ESPN3)	L, 4-8
M8	at Savannah State	W, 6-0	A29	UNCG* (ASN/ESPN3)	W, 6-5
M10	Bradley	W, 11-10	A30	UNCG*	L, 3-12
M11	Bradley	W, 6-5	M12	at Wofford* (SDN)	L, 4-5
M12	Bradley	L, 6-8	M14	at Wofford* (SDN)	W, 7-6
M14	at Georgia	W, 4-3 (12)	M14	at Wofford* (SDN)	W, 11-7
M17	at #8 East Carolina	W, 10-7	M16	Kennesaw State	L, 1-6
M17	at #8 East Carolina	W, 7-5	M18	Western Carolina*	L, 2-8
M19	at #8 East Carolina	W, 8-2	M19	Western Carolina*	L, 2-3
M21	Florida A&M	W, 9-2	M20	Western Carolina*	canc.
M22	Florida A&M	W, 11-5	M24	vs. VMI-\$ (SDN)	W, 11-6
M24	ETSU* (ASN/ESPN3)	W, 5-2	M25	vs. Furman-\$ (SDN)	L, 1-6
M25	ETSU*	W, 10-6	M26	vs. Samford-\$ (SDN)	L, 4-5
M26	ETSU*	L, 2-9			
M28	Georgia Tech (ASN/ESPN3)	L, 3-11			
M31	at Furman* (YouTube)	W, 5-4			
A1	at Furman* (YouTube)	W, 5-3			
A2	at Furman* (YouTube)	W, 7-6 (10)			
A4	at Kennesaw State (ASUN.TV)	W, 10-4			
A7	Samford* (ASN/ESPN3)	W, 4-2			

* - Southern Conference game
 \$ - SoCon Championship (Fluor Field; Greenville, S.C.)

2017 STATISTICS

Batting	AVG	GP	GS	AB	R	H	2B	3B	HR	RBI	TB	SLG%	BB	HBP	SO	GDP	OB%	SF	SH	SB	ATT	PO	A	E	FLD%
JT Thomas	.357	55	55	210	49	75	20	0	12	62	131	.624	23	16	45	2	.454	2	5	2	4	172	12	4	.979
Danny Edgeworth	.332	56	56	214	38	71	14	1	8	46	111	.519	32	4	41	2	.421	4	7	3	5	63	115	9	.952
Alex Hanson	.332	52	52	193	45	64	11	1	4	35	89	.461	30	6	39	0	.429	4	9	21	28	100	1	2	.981
Ryan Hagan	.296	56	56	223	58	66	13	0	9	35	106	.475	41	6	28	5	.411	5	4	24	27	85	194	14	.952
Jackson Ware	.282	56	56	174	39	49	7	0	8	25	80	.460	32	10	34	5	.419	1	22	9	10	100	1	0	1.000
Charlie Madden	.278	56	56	212	48	59	16	0	17	56	126	.594	35	4	57	1	.389	1	6	0	0	345	30	3	.992
Trey Truitt	.263	51	50	179	33	47	9	0	6	21	74	.413	31	1	55	0	.373	1	5	5	6	97	1	4	.961
Hunter Bening	.250	56	54	160	32	40	7	0	12	39	83	.519	20	2	54	1	.337	2	7	1	1	389	14	1	.998
Alex Alvord	.500	3	0	2	1	1	0	0	0	0	1	.500	0	0	1	0	.500	0	0	0	0	0	0	0	.000
Alex Crotty	.315	38	21	92	10	29	4	0	1	13	36	.391	14	3	18	0	.422	0	1	0	2	21	35	4	.933
Matt Meeder	.308	39	35	107	18	33	9	0	1	19	45	.421	18	4	17	2	.417	3	6	0	2	41	75	10	.921
Conrad Cornell	.261	31	7	46	15	12	3	0	1	10	18	.391	6	0	16	0	.346	0	1	4	4	11	0	0	1.000
Ben Upton	.243	33	3	37	2	9	5	0	0	6	14	.378	7	0	8	2	.340	3	0	0	0	15	1	0	1.000
Drew Lingo	.235	7	2	17	3	4	2	0	0	2	6	.353	0	1	5	0	.278	0	0	1	1	2	0	0	1.000
Howard Joe	.194	29	1	31	3	6	3	0	0	4	9	.290	4	2	12	1	.324	0	1	0	0	58	1	1	.983
Adam Moore	.182	17	0	11	7	2	0	0	0	0	2	.182	3	0	8	0	.357	0	0	0	0	3	0	1	.750
Steven Taylor	.143	11	0	7	0	1	0	0	0	0	1	.143	0	0	1	2	.143	0	0	0	0	1	5	0	1.000
David Posas	.083	22	0	12	4	1	0	0	0	0	1	.083	3	1	4	0	.313	0	0	0	0	2	2	1	.667
Christian Vann	.000	2	0	0	0	0	0	0	0	0	0	.000	0	0	0	0	.000	0	0	0	0	2	8	0	1.000
Totals	.295	56	56	1927	405	569	123	2	79	373	933	.484	299	60	443	23	.401	26	74	70	90	1524	578	57	.974
Opponents	.290	56	56	2033	311	589	95	6	56	290	864	.425	184	29	522	24	.355	13	38	56	76	1489	482	69	.966

LOB - Team (492), Opp (463). DPs turned - Team (43), Opp (42). CI - Team (1), Thomas 1. IBB - Team (11), Madden 3, Edgeworth 3, Truitt 2, Joe 1, Hanson 1, Upton 1, Opp (15). Picked off - Thomas 3, Hagan 2, Ware 2, Hanson 2, Meeder 1, Edgeworth 1, Truitt 1.

Pitching	ERA	W	L	APP	GS	CG	SHO	CBO	SV	IP	H	R	ER	BB	SO	2B	3B	HR	AB	B/Avg	WP	HBP	BK	SF	ASHA 7 7
Robert Broom	2.04	8	2	31	0	0	0	2	1	61.2	42	16	14	23	82	5	0	1	215	.195	1	8	1	0	5
Kevin Coulter	4.86	5	3	15	12	0	0	0	1	70.1	88	47	38	17	47	10	2	7	281	.313	6	4	0	2	8
Ryan Askew	5.06	4	2	14	14	1	0	0	0	83.2	121	53	47	9	54	14	3	12	354	.342	10	1	0	1	8
Austin Cox	5.69	4	2	15	15	0	0	1	0	68.0	81	49	43	31	91	16	0	10	278	.291	6	4	0	4	2
Connor Herd	0.00	0	0	4	0	0	0	0	0	2.2	1	1	0	3	4	0	0	0	10	.100	0	0	0	0	0
Nick Spear	2.92	6	2	28	0	0	0	0	8	37.0	24	12	12	18	53	5	0	3	133	.180	8	0	0	1	1
Andrew Kane	4.12	0	0	17	0	0	0	1	0	19.2	19	9	9	9	19	2	0	1	74	.257	0	1	1	0	1
Christian Vann	4.14	1	2	30	0	0	0	2	0	37.0	37	18	17	22	50	5	0	3	144	.257	12	2	0	0	3
Zach Graveno	5.10	6	1	21	2	0	0	1	0	30.0	36	21	17	12	24	10	0	3	120	.300	4	1	1	1	3
Sawyer Gipson-Long	5.28	1	1	11	4	0	0	1	0	15.1	18	10	9	8	18	6	0	1	64	.281	1	0	0	0	1
Chase Burks	5.77	1	1	20	7	0	0	2	1	39.0	54	31	25	14	38	10	0	5	166	.325	3	4	0	1	2
Carter Varga	6.33	1	0	15	0	0	0	0	0	21.1	34	16	15	10	24	7	0	3	96	.354	5	1	0	0	2
Kyle Bialousz	9.82	0	0	6	0	0	0	0	0	3.2	5	5	4	2	3	1	0	1	16	.313	0	0	0	0	1
Josh Knies	10.59	2	1	16	2	0	0	1	0	17.0	27	20	20	4	14	4	1	5	76	.355	0	3	0	2	1
Adam Corn	10.80	0	0	2	0	0	0	0	0	1.2	2	3	2	2	1	0	0	1	6	.333	1	0	0	1	0
Totals	4.82	39	17	56	56	1	2	2	11	508.0	589	311	272	184	522	95	6	56	2033	.290	57	29	3	13	38
Opponents	6.27	17	39	56	56	1	0	0	7	496.1	569	405	346	299	443	123	2	79	1927	.295	57	60	10	26	74

PB - Team (12), Madden 7, Thomas 4, Crotty 1, Opp (12). Pickoffs - Team (6), Madden 2, Broom 2, Askew 1, Cox 1, Opp (12), SBA/ATT - Madden (38-53), Thomas (18-22), Askew (10-16), Coulter (11-15), Cox (11-13), Broom (8-11), Burks (4-6), Kane (5-5), Graveno (2-4), Vann (2-2), Knies (1-1), Spear (0-1), Gipson-Long (1-1), Corn (1-1).



UNCG BASEBALL STADIUM
CAPACITY: 3,500

UNCG SPARTANS

Basic information

Location: Greensboro, N.C.
Founded: 1891
Enrollment: 18,502
Nickname: Spartans
Colors: Blue and Gold
Chancellor: Dr. Franklin Gilliam Jr.
Director of athletics: Kim Record

Team information

2017 record: 36-24
SoCon record: 14-10 (T-3rd)
Home: 21-9
Away: 10-14
Neutral: 5-1
Letterwinners returning/lost: 24/7
Position starters returning/lost: 8/2
Starting pitchers returning/lost: 3/0
Newcomers: 10

Media relations

Baseball contact: Dan Wacker
Email: d_wacker@uncg.edu
Office: 336-334-5615
Cell: 608-487-3858
Press box: 336-334-5625
Website: UNCGSpartans.com



Dan Wacker
Baseball SID

SoCon regular-season titles (1)

1998

SoCon Championship titles (1)

2017

NCAA appearances (3)

1994, 1997, 2017

2018 SCHEDULE

Date	Opponent	Time (ET)
F16	APPALACHIAN STATE	4 p.m.
F17	APPALACHIAN STATE	2 p.m.
F18	APPALACHIAN STATE (SDN)	1 p.m.
F20	OAKLAND (SDN)	5 p.m.
F23	at Tennessee	3:30 p.m.
F24	at Tennessee	2 p.m.
F25	at Tennessee	1 p.m.
F28	at Wake Forest	4 p.m.
M2	MARIST	4 p.m.
M3	MARIST	2 p.m.
M4	MARIST	1 p.m.
M6	at Winthrop	6 p.m.
M7	at Elon*	4 p.m.
M9	LAFAYETTE	4 p.m.
M10	LAFAYETTE	2 p.m.
M11	LAFAYETTE	1 p.m.
M13	ELON	4 p.m.
M16	at Lipscomb	6 p.m.
M17	at Lipscomb	2 p.m.
M18	at Lipscomb	1 p.m.
M21	at North Carolina A&T	6 p.m.
M23	VMI*	6 p.m.
M24	VMI*	3 p.m.
M25	VMI*	1 p.m.
M27	HIGH POINT	6 p.m.
M29	GEORGETOWN	6 p.m.
M30	GEORGETOWN	4 p.m.
M31	GEORGETOWN	1 p.m.
A3	CHARLOTTE	6 p.m.
A6	at Western Carolina*	5 p.m.
A7	at Western Carolina*	2 p.m.
A8	at Western Carolina*	1 p.m.
A10	at High Point	6 p.m.
A13	ETSU*	6 p.m.
A14	ETSU*	3 p.m.
A15	ETSU*	1 p.m.
A17	WAKE FOREST	6 p.m.
A20	SAMFORD*	6 p.m.
A21	SAMFORD*	3 p.m.
A22	SAMFORD*	1 p.m.
A27	at Wofford*	6 p.m.
A28	at Wofford*	3 p.m.
A29	at Wofford*	1 p.m.
M5	MERCER*	6 p.m.
M6	MERCER*	3 p.m.
M7	MERCER*	1 p.m.
M8	WINTHROP	6 p.m.
M11	at The Citadel*	6 p.m.
M12	at The Citadel*	1 p.m.
M13	at The Citadel*	2 p.m.
M17	at Furman*	4 p.m.
M18	at Furman*	4 p.m.
M19	at Furman*	1 p.m.

* - Southern Conference game

2018 SPARTANS ROSTER

No.	Name	Pos.	B/T	Ht.	Wt.	Cl.	Hometown/previous school
1	Caleb Webster	INF	R/R	5-10	165	So.	Randleman, N.C./Randleman
2	Tripp Shelton	INF	R/R	5-11	165	Sr.	Winston-Salem, N.C./West Forsyth
3	Coleman Sawyer	C/OF	L/R	6-0	185	Fr.	Greenville, N.C./JH Rose
4	Andrew Moritz	OF	L/R	5-11	180	Jr.	Charlotte, N.C./Providence
6	Josh Madole	1B	L/L	6-1	200	Fr.	Hampstead, N.C./Topsail
7	Ryan Clinch	C/OF	L/R	6-3	180	Sr.	Jamestown, N.C./Brunswick CC
8	Austin Embler	INF	L/R	5-9	165	R-Jr.	Southern Pines, N.C./Pinecrest
10	Dillon Stewart	INF/OF	R/R	6-1	195	R-Sr.	Coats, N.C./Brunswick CC
12	Grayson Chapman	OF	L/L	6-2	190	Fr.	Stony Point, N.C./Alexander Central
13	Chase Bishop	C	R/R	5-8	185	Fr.	Mooreville, N.C./Lake Norman
14	Brandon Stephens	INF/RHP	R/R	6-3	195	So.	Willow Spring, N.C./Wake Christian Aca.
15	Chad Sykes	RHP	R/R	5-11	170	Sr.	Creedmoor, N.C./Voyager Academy
18	Hogan Windish	INF	R/R	6-1	180	Fr.	Jefferson, N.C./Ashe County
20	Dan Loats	RHP	R/R	6-4	200	Sr.	Eden Prairie, Minn./NIACC
21	Greg Hardison	INF	L/R	6-1	165	Fr.	Greenville, N.C./JH Rose
22	Alex Sova	RHP	R/R	6-7	235	Sr.	Midland, Mich./Kellogg CC
23	Easton Welch	RHP	R/R	6-0	190	R-Sr.	Randleman, N.C./Gardner-Webb
24	Cesar Trejo	INF/OF	R/R	6-2	195	Jr.	Greensboro, N.C./Ragsdale
26	Ryan Caveness	C	R/R	6-2	205	So.	Greensboro, N.C./Southern Guilford
27	Jake Mayhew	RHP	R/R	6-0	195	R-So.	Winston-Salem, N.C./West Forsyth
28	Devin Ruiz	1B/OF	R/R	6-2	215	Sr.	Pennsauken, N.J./Paul VI
29	Zach Kuchmaner	1B/OF	L/L	6-1	200	R-Jr.	Charlotte, N.C./Marvin Ridge
30	Jack Maynard	RHP	R/R	5-11	190	Sr.	Crozet, Va./Patrick Henry CC
31	Andrew Wantz	RHP	L/R	6-4	240	Sr.	Holly Springs, N.C./Holly Springs
32	Jake Lewis	LHP	L/L	6-2	205	Jr.	Wendell, N.C./Corinth Holders
33	Matt Frisbee	RHP	R/R	6-5	230	Jr.	Candler, N.C./Enka
34	Jeremiah Triplett	RHP	R/R	6-2	200	R-So.	Wilkesboro, N.C./West Wilkes
35	Jake Kusz	C	R/R	6-2	220	R-Sr.	Durham, N.C./Riverside
36	Alex Hoppe	RHP	R/R	6-1	175	Fr.	Clinton, Iowa/Unity Christian
37	Bryce Hensley	LHP	L/L	6-4	200	Sr.	Asheville, N.C./Catawba Valley
38	Trey Kissack	RHP	R/R	6-0	190	So.	Grand Island, Neb./Southeast
44	Jack Ponder	RHP	R/R	6-6	190	Fr.	Candler, N.C./Enka

HEAD COACH LINK JARRETT



Alma mater: Florida State, 1994
Hometown: Tallahassee, Fla.
Career record (years): 142-131 (5)
School record (years): Same
SoCon record (years): 60-66 (5)
SoCon Championship record (appearances): 5-6 (4)
NCAA appearances: 1

Assistant coaches

Jerry Edwards 6th season (North Carolina Wesleyan, 1999)
Joey Holcomb 6th season (Huntingdon, 2006)
Blair Betts 1st season (UNCG, 2015)



2017 RESULTS (36-24, 14-10 SOCON; T-3RD)

Date	Opponent	Result	Date	Opponent	Result
F17	at #4 South Carolina	L, 1-7	A14	Wofford* (YouTube)	L, 7-8
F18	at #4 South Carolina	L, 1-5	A15	Wofford* (YouTube)	W, 13-12
F19	at #4 South Carolina	W, 1-0	A18	at High Point (Big South Network)	L, 0-1
F21	at Wake Forest	L, 8-15	A21	at Ohio State (BTN Plus)	W, 11-4
F24	Michigan State (YouTube)	L, 4-5	A22	at Ohio State (BTN Plus)	W, 11-4
F25	Michigan State	L, 16-22	A23	at Ohio State (BTN Plus)	L, 4-5
F26	Michigan State	W, 4-1	A28	at #22 Mercer* (ASN/ESPN3)	W, 8-4
F28	#6 NC State (YouTube)	L, 2-8	A29	at #22 Mercer* (ASN/ESPN3)	L, 5-6
M3	Maryland Eastern Shore	W, 11-3	A30	at #22 Mercer*	W, 12-3
M4	Maryland Eastern Shore	W, 4-2	M2	at Elon	W, 10-3
M5	Maryland Eastern Shore	W, 18-4	M5	at VMI* (ESPN3)	L, 3-7
M7	Elon (YouTube)	W, 12-8	M6	at VMI* (ESPN3)	L, 7-8 (10)
M10	Princeton (YouTube)	L, 3-5	M7	at VMI* (ESPN3)	W, 8-5
M11	Princeton (YouTube)	W, 6-1	M12	The Citadel* (ESPN3)	L, 2-5
M11	Princeton (YouTube)	L, 5-10	M13	The Citadel* (YouTube)	W, 8-2
M12	Princeton (YouTube)	W, 12-3	M14	The Citadel* (YouTube)	W, 15-5 (7)
M16	Lafayette (YouTube)	W, 25-7	M18	at Samford* (SDN)	L, 0-4
M17	Lafayette	W, 14-2	M19	at Samford* (SDN)	L, 1-7
M17	Lafayette	W, 8-7	M20	at Samford* (SDN)	W, 14-7
M18	Lafayette	W, 11-8	M25	vs. Samford-\$ (SDN)	W, 6-3
M22	vs. North Carolina A&T^	W, 5-4	M26	vs. ETSU-\$ (SDN)	W, 6-4
M24	Western Carolina* (ESPN3)	W, 5-4	M27	vs. Furman-\$ (SDN)	W, 12-8
M25	Western Carolina* (YouTube)	L, 5-9	M28	vs. Furman-\$ (ESPN3)	L, 4-6
M26	Western Carolina* (YouTube)	W, 8-2	M28	vs. Furman-\$ (ESPN3)	W, 13-1 (7)
M28	UNC Asheville (YouTube)	W, 14-3	J2	at #15 Clemson-& (ESPN3)	L, 4-5
M31	at ETSU* (SDN)	L, 0-11	J3	vs. #21 St. John's-& (ESPN3)	W, 3-1
A1	at ETSU* (SDN)	L, 7-9	J4	at #15 Clemson-& (ESPN3)	L, 3-6
A2	at ETSU* (SDN)	W, 12-3			
A7	Furman* (ESPN3)	W, 3-1			
A8	Furman* (YouTube)	W, 7-6 (11)			
A9	Furman* (YouTube)	W, 9-3			
A11	at NC State (ACC Network Extra)	L, 1-10			
A13	Wofford* (YouTube)	L, 4-13			

* - Southern Conference game

^ - First National Bank Field (Greensboro, N.C.)

\$ - SoCon Championship (Fluor Field; Greenville, S.C.)

& - NCAA Clemson Regional (Clemson, S.C.)



REDSHIRT JUNIOR AUSTIN EMBLER

2017 STATISTICS

Batting	AVG	GP	GS	AB	R	H	2B	3B	HR	RBI	TB	SLG%	BB	HBP	SO	GDP	OB%	SF	SH	SB	ATT	PO	A	E	FLD%
Andrew Moritz	.392	59	59	240	60	94	8	6	3	38	123	.513	24	3	22	7	.450	2	6	16	20	120	4	3	.976
Caleb Webster	.383	51	49	201	40	77	14	5	1	40	104	.517	14	1	17	3	.414	6	1	2	3	35	99	3	.978
Ben Spitznagel	.355	54	54	211	54	75	11	4	1	33	97	.460	30	5	19	3	.440	4	4	12	18	103	7	1	.991
Austin Embler	.319	59	58	229	41	73	9	2	3	35	95	.415	19	1	38	5	.371	2	8	6	9	112	134	12	.953
Michael Goss	.317	56	54	205	38	65	12	2	8	55	105	.512	15	5	30	5	.371	4	5	1	1	452	36	2	.996
Tripp Shelton	.314	59	58	223	43	70	15	2	6	45	107	.480	24	4	36	2	.387	2	9	3	4	78	162	11	.956
Cesar Trejo	.280	57	57	211	40	59	11	2	12	56	110	.521	25	5	63	0	.360	6	0	3	5	32	0	1	.970
Ryan Clinch	.263	58	57	190	43	50	7	3	2	30	69	.363	14	7	43	2	.335	1	5	5	7	420	68	4	.992
Ryne Sigmon	.248	47	40	137	35	34	6	4	4	25	60	.438	25	1	34	0	.368	0	6	4	8	81	2	1	.988
Jake Kusz	.500	2	1	4	1	2	0	0	0	1	2	.500	1	0	0	0	.600	0	0	0	0	9	1	0	1.000
Devin Ruiz	.344	26	16	61	13	21	5	1	1	10	31	.508	12	0	23	3	.452	0	0	1	1	46	3	0	1.000
JoJo Underwood	.314	25	13	51	11	16	3	0	2	9	25	.490	4	0	10	2	.357	1	2	1	1	31	15	5	.902
Zach Kuchmaner	.294	20	6	34	5	10	0	1	0	9	12	.353	3	0	7	0	.342	1	1	0	1	4	0	0	1.000
Dillon Stewart	.278	13	13	54	12	15	3	1	2	11	26	.481	4	1	14	0	.333	1	0	4	6	16	2	0	1.000
Trey Jacobs	.167	14	5	24	2	4	2	0	0	3	6	.250	4	0	5	0	.276	1	0	0	0	1	1	1	.667
Matt Gould	.000	3	0	1	0	0	0	0	0	0	0	.000	0	0	0	0	.000	0	0	0	0	6	0	0	1.000
Totals	.320	60	60	2076	438	665	106	33	45	400	972	.468	218	33	361	32	.388	31	47	58	84	1572	601	48	.978
Opponents	.264	60	60	2012	333	531	120	9	45	293	804	.400	231	49	487	28	.352	14	34	48	65	1539	639	81	.964

LOB - Team (430), Opp (436). DPs turned - Team (40), Opp (40). TPs turned - Team (1). CI - Team (1), Clinch 1, Opp (2). IBB -Team (2), Moritz 1, Shelton 1, Opp (8). Picked off - Embler 3, Webster 2, Sigmon 1, Spitznagel 1, Clinch 1, Trejo 1, Moritz 1.

Pitching	ERA	W	L	APP	GS	CG	SHO	CBO	SV	IP	H	R	ER	BB	SO	2B	3B	HR	AB	B/Avg	WP	HBP	BK	SFA	SHA
Andrew Wantz	4.08	6	4	27	0	0	0	1	5	68.1	56	33	31	26	64	12	1	9	239	.234	10	4	0	2	5
Matt Frisbee	4.10	8	4	17	16	1	0	1	0	96.2	87	49	44	30	74	22	4	4	366	.238	9	8	3	1	2
Jack Maynard	4.24	3	3	23	7	0	0	0	3	68.0	66	36	32	26	80	13	0	6	260	.254	10	4	2	2	8
Bryce Hensley	4.71	7	8	18	17	1	0	0	0	91.2	96	60	48	33	80	24	1	5	355	.270	12	7	0	1	5
Dan Loats	5.25	8	3	17	14	0	0	0	2	82.1	88	54	48	36	77	16	1	11	323	.272	8	7	2	3	7
Michael Bates	3.00	0	0	5	0	0	0	0	0	6.0	5	5	2	0	6	0	0	1	23	.217	0	1	0	1	1
Alex Sova	3.38	1	0	16	0	0	0	0	1	21.1	15	10	8	22	18	1	0	2	75	.200	6	5	0	1	1
Chad Sykes	4.79	1	0	16	0	0	0	0	7	20.2	24	16	11	11	24	7	0	0	83	.289	4	1	0	1	1
Jake Lewis	5.34	2	2	13	4	0	0	0	0	28.2	31	17	17	13	26	8	0	2	109	.284	2	0	1	1	3
Easton Welch	6.00	0	0	6	0	0	0	0	0	6.0	11	8	4	4	6	4	0	0	29	.379	2	1	0	0	0
Brandon Stephens	8.38	0	0	15	1	0	0	0	1	19.1	30	19	18	7	17	6	1	3	83	.361	3	5	0	1	0
Ben Kerner	9.95	0	0	8	0	0	0	0	0	6.1	10	7	7	5	4	3	1	1	27	.370	3	2	0	0	0
Travis Tuttle	11.81	0	0	5	1	0	0	0	0	5.1	6	7	7	6	5	3	0	1	24	.250	4	2	0	0	0
Jeremiah Triplett	20.25	0	0	3	0	0	0	0	0	2.2	3	6	6	7	5	0	0	0	11	.273	2	2	0	0	1
Drew Goodman	54.00	0	0	2	0	0	0	0	0	0.1	2	2	2	3	0	1	0	0	2	1.000	0	0	0	0	0
Zach Kuchmaner	54.00	0	0	1	0	0	0	0	0	0.1	1	4	2	2	1	0	0	0	3	.333	3	0	0	0	0
Totals	4.93	36	24	60	60	2	1	1	19	524.0	531	333	287	231	487	120	9	45	2012	.264	78	49	8	14	34
Opponents	6.77	24	36	60	60	1	3	2	11	513.0	665	438	386	218	361	106	33	45	2076	.320	57	33	6	31	47

PB - Team (19), Clinch 15, Underwood 2, Gould 2, Opp (4). Pickoffs - Team (10), Hensley 3, Frisbee 2, Loats 2, Wantz 1, Stephens 1, Lewis 1, Opp (10). SBA/ATT - Clinch (40-54), Wantz (8-13), Sova (7-9), Hensley (6-9), Loats (6-8), Underwood (7-7), Frisbee (4-6), Maynard (5-6), Lewis (4-6), Stephens (4-4), Bates (2-2), Kusz (1-2), Kerner (2-2).



SAMFORD

SAMFORD BULLDOGS

Basic information

Location: Birmingham, Ala.
 Founded: 1841
 Enrollment: 5,471
 Nickname: Bulldogs
 Colors: Red and Blue
 President: Dr. Andrew Westmoreland
 Director of athletics: Martin Newton

Team information

2017 record: 33-26
 SoCon record: 11-13 (6th)
 Home: 20-10
 Away: 11-14
 Neutral: 2-2
 Letterwinners returning/lost: 28/6
 Position starters returning/lost: 7/2
 Starting pitchers returning/lost: 4/1
 Newcomers: 6

Media relations

Baseball contact: Zac Schriber
 Email: zdschrie@samford.edu
 Office: 205-726-2802
 Cell: 205-532-3476
 Press box: 205-726-4167
 Website: SamfordSports.com



Zac Schriber
Baseball SID

SoCon regular-season titles (0)

SoCon Championship titles (1)

2012 (vacated)

NCAA appearances (1)

2012



JOE LEE GRIFFIN FIELD
CAPACITY: 1,000

2018 SCHEDULE

Date	Opponent	Time (ET)
F16	vs. Rice#	12 p.m.
F17	vs. Virginia#	1 p.m.
F18	at UCF#	2 p.m.
F20	JACKSONVILLE STATE	5 p.m.
F23	HARVARD	5 p.m.
F24	HARVARD	3 p.m.
F24	HARVARD	6 p.m.
F25	HARVARD	1 p.m.
F27	ALABAMA	5 p.m.
M2	at Kennesaw State	6 p.m.
M3	at Kennesaw State	4 p.m.
M4	at Kennesaw State	4 p.m.
M6	TROY	7 p.m.
M7	AUSTIN PEAY	7 p.m.
M9	GEORGIA STATE	7 p.m.
M10	GEORGIA STATE	3 p.m.
M11	GEORGIA STATE	2 p.m.
M13	at Jacksonville State	7 p.m.
M14	at Alabama State	7 p.m.
M16	Alabama A&M	7 p.m.
M17	Alabama A&M	3 p.m.
M18	Alabama A&M	2 p.m.
M20	at Troy	7 p.m.
M23	ETSU*	7 p.m.
M24	ETSU*	3 p.m.
M25	ETSU*	2 p.m.
M27	at UAB	7:30 p.m.
M29	at Furman*	6 p.m.
M30	at Furman*	4 p.m.
M31	at Furman*	1 p.m.
A3	ALABAMA STATE	7 p.m.
A6	at The Citadel*	6 p.m.
A7	at The Citadel*	2 p.m.
A8	at The Citadel*	1 p.m.
A10	AUBURN	7 p.m.
A13	MERCER*	7 p.m.
A14	MERCER*	3 p.m.
A15	MERCER*	2 p.m.
A17	at Alabama	7 p.m.
A20	UNCG*	6 p.m.
A21	UNCG*	3 p.m.
A22	UNCG*	1 p.m.
A24	at Auburn*	7 p.m.
A27	SIUE	7 p.m.
A28	SIUE	3 p.m.
A28	SIUE	6 p.m.
M4	UAB	7 p.m.
M5	WOFFORD*	7 p.m.
M6	WOFFORD*	3 p.m.
M8	WOFFORD*	2 p.m.
M11	at Western Carolina*	5 p.m.
M12	at Western Carolina*	2 p.m.
M13	at Western Carolina*	1 p.m.
M17	VMI*	7 p.m.
M18	VMI*	5 p.m.
M19	VMI*	1 p.m.

* - Southern Conference game

- UCF Tournament

2018 BULLDOGS ROSTER

No.	Name	Pos.	B/T	Ht.	Wt.	Cl.	Hometown/previous school
1	Blaine Smith	INF/RHP	S/R	6-0	175	Fr.	Oak Grove, Ala./Bessemer Academy
2	Max Pinto	OF	S/R	6-0	175	Fr.	Miami, Fla./Westminster Christian
3	Taylor Garriss	SS	R/R	6-0	165	So.	Sarasota, Fla./Cardinal Mooney
5	Troy Dixon	SS/2B	L/R	6-0	185	Jr.	Mobile, Ala./UMS Wright
6	Mathew Bennett	RHP	R/R	6-2	175	So.	College Station, Texas/College Station
7	Branden Fryman	SS	R/R	6-1	160	So.	Molino, Fla./Tate
8	Sam Teague	OF/LHP	L/L	5-9	175	Jr.	Beaverton, Ore./Valley Catholic
9	Ryan Crockett	3B	R/R	6-2	210	So.	Wetumpka, Ala./Wetumpka
11	Cody Shelton	RHP	R/R	6-5	205	Jr.	Brentwood, Tenn./Brentwood
12	Billy Cregger	LHP	R/L	6-2	190	Fr.	Franklin, Tenn./Centennial
13	Ayrton Schafer	OF	R/R	6-2	225	So.	Collierville, Tenn./Houston
14	Brooks Carlson	INF	R/R	6-0	175	Fr.	Mobile, Ala./Faith Academy
15	Mason Williamson	C	R/R	6-0	190	Fr.	Birmingham, Ala./Oak Mountain
17	Caleb Maggio	RHP	R/R	6-0	185	Sr.	Apopka, Fla./Wekiva
18	Samuel Strickland	LHP	L/L	6-2	210	Fr.	Birmingham, Ala./Briarwood Christian
21	Jack Rude	RHP	R/R	6-4	190	Jr.	Memphis, Tenn./Houston
22	Luke Corbin	LHP	L/L	5-11	175	So.	College Park, Ga./Woodward Academy
23	Connor Radcliff	RHP	R/R	6-3	190	Jr.	Birmingham, Ala./Pelham
24	Erin Baldwin	RHP	R/R	6-5	195	Sr.	Lake Charles, La./LSU Eunice CC
25	Jordan Fucci	1B/OF	L/R	6-4	205	Jr.	Lexington, Ky./Tates Creek
26	Kyle Stuart	LHP	L/L	6-1	170	Jr.	Tuscaloosa, Ala./Northridge
27	Tristan Widra	RHP	R/R	6-0	205	Sr.	Hoover, Ala./Spain Park
28	Connor Burns	LHP/OF	L/L	6-1	185	Jr.	Alpharetta, Ga./Kings Ridge Christian
29	Wyatt Burns	RHP	R/R	5-10	190	Sr.	Pinson, Ala./Pinson Valley
31	Greg Mula	SS	R/R	5-8	180	Sr.	Mandeville, La./North Lake Christian
32	Carson Cupo	RHP	R/R	6-2	225	So.	Leeds, Ala./Briarwood Christian
33	Austin Edens	1B	R/R	6-0	215	Sr.	Baton Rouge, La./St. Michael's
34	Josh Rich	RHP	R/R	6-1	202	Sr.	Hoover, Ala./Meridian CC
35	Jake Greer	RHP	R/R	6-7	260	Sr.	Collierville, Tenn./Houston
36	Anthony Mulrine	C	R/R	6-2	220	So.	Davie, Fla./St. Thomas Aquinas
37	Stephen Jones	RHP	R/R	6-4	195	Jr.	Tallahassee, Fla./Chiles
38	Sam McWhorter	C/INF	R/R	5-10	180	So.	Johns Creek, Ga./Wesleyan
39	Hamp Skinner	LHP/OF	L/L	5-10	185	So.	Jacksonville, Fla./The Bolles School
45	Jesse McCord	RHP/INF	R/R	6-2	210	Jr.	Spanish Fort, Ala./Mississippi State
	Luis Fuentes	C	R/R	6-0	175	Fr.	Panama City, Panama/Briarwood Christian
	Towns King	INF	R/R	6-0	175	Fr.	Irvine, Calif./Woodbridge
	Liam Moreno	C	R/R	6-0	190	Fr.	Brookline, Mass./IMG Academy

HEAD COACH CASEY DUNN



Alma mater: Auburn, 1999
 Hometown: Birmingham, Ala.
 Career record (years): 407-351 (13)
 School record (years): Same
 SoCon record (years): 128-119 (9)
 SoCon Championship record (appearances): 19-12 (8)
 NCAA appearances: 1

Assistant coaches

Tony David 14th season (South Alabama, 1995)
 Tyler Shrout 5th season (Transylvania, 2006)
 Hunter Morris 1st season (Auburn, 2010)



SOPHOMORE TAYLOR GARRIS

2017 RESULTS (33-26, 11-13 SOCON; 6TH)

Date	Opponent	Result	Date	Opponent	Result
F17	UNC Asheville (YouTube)	W, 6-2	A11	#10 Auburn	L, 15-16
F18	UNC Asheville (YouTube)	W, 4-1	A13	The Citadel* (SDN)	W, 1-0
F19	UNC Asheville (YouTube)	L, 4-6	A14	The Citadel* (SDN)	L, 6-8
F24	at #5 Florida State	L, 3-16	A15	The Citadel* (SDN)	W, 7-4
F25	at #5 Florida State	L, 0-8	A21	at Wofford* (SDN)	L, 5-7
F26	at #5 Florida State	L, 4-13	A22	at Wofford* (SDN)	W, 8-2
F28	at Auburn (SEC Network+)	W, 7-6	A22	at Wofford* (SDN)	L, 3-6
M3	Indiana (YouTube)	L, 5-10	A25	at Alabama A&M	W, 31-1
M4	Indiana (YouTube)	W, 6-5	A26	Alabama State (YouTube)	W, 14-4
M5	Indiana (YouTube)	W, 5-3	A28	Western Carolina* (SDN)	W, 8-3
M8	at Alabama State	W, 10-7	A29	Western Carolina* (SDN)	L, 5-6
M10	Eastern Illinois (YouTube)	W, 9-4	A30	Western Carolina* (SDN)	W, 7-0 (7)
M12	Eastern Illinois (YouTube)	W, 4-1	M2	UAB (YouTube)	L, 3-9
M12	Eastern Illinois (YouTube) W, 7-6 (10)		M6	Furman* (SDN)	L, 2-3
M14	at Jacksonville State	L, 5-9	M6	Furman* (SDN)	L, 1-4
M15	at Alabama	W, 10-3	M7	Furman* (SDN)	W, 4-3
M17	Eastern Michigan (YouTube)	W, 4-3	M13	at ETSU*	W, 6-3
M18	Eastern Michigan (YouTube)	W, 7-3	M13	at ETSU*	L, 8-10
M19	Eastern Michigan (YouTube)	L, 3-8	M14	at ETSU*	L, 6-7
M21	at Troy (Trojans All-Access)	L, 2-9	M16	Jacksonville State (YouTube)	W, 6-1
M22	Troy (YouTube)	W, 4-3	M18	UNCG* (SDN)	W, 4-0
M24	at Kansas (ESPN3)	L, 4-6	M19	UNCG* (SDN)	W, 7-1
M25	at Kansas (ESPN3)	W, 8-6	M20	UNCG* (SDN)	L, 7-14
M26	at Kansas (ESPN3)	W, 6-1	M25	vs. UNCG-5 (SDN)	L, 3-6
M28	at UAB^ (Blazer Vision)	W, 5-1	M25	vs. Western Carolina-5 (SDN)	W, 6-1
M31	at VMI* (SDN)	L, 0-4	M26	vs. Mercer-5 (SDN)	W, 5-4
A1	at VMI* (SDN)	W, 2-1	M27	vs. ETSU-5 (SDN)	L, 16-6 (8)
A2	at VMI* (SDN)	W, 9-8			
A4	Alabama A&M (YouTube)	W, 11-3			
A7	at Mercer* (ASN/ESPN3)	L, 2-4			
A8	at Mercer* (ASN/ESPN3)	L, 6-9			
A9	at Mercer*	L, 1-7			

* - Southern Conference game

^ - Regions Field (Birmingham, Ala.)

5 - SoCon Championship (Fluor Field; Greenville, S.C.)

2017 STATISTICS

Batting	AVG	GP	GS	AB	R	H	2B	3B	HR	RBI	TB	SLG%	BB	HBP	SO	GDP	OB%	SF	SH	SB	ATT	PO	A	E	FLD%
Taylor Garriss	.333	57	54	186	34	62	8	0	4	30	82	.441	13	2	28	2	.376	4	9	2	3	41	81	13	.904
Ayrton Schafer	.331	47	41	145	36	48	9	1	11	38	92	.634	15	6	49	2	.411	2	0	1	2	5	0	0	1.000
T.J. Dixon	.326	59	59	242	48	79	11	4	1	41	101	.417	23	8	28	1	.401	1	7	23	27	126	4	1	.992
Troy Dixon	.313	58	57	198	33	62	6	1	4	31	82	.414	25	9	41	0	.407	4	1	7	9	119	145	11	.960
Branden Fryman	.289	59	59	246	34	71	5	2	0	28	80	.325	19	0	46	0	.337	2	12	10	15	79	163	13	.949
Austin Edens	.286	59	59	217	28	62	11	0	9	40	100	.461	36	2	47	3	.391	1	0	1	1	453	19	4	.992
Jordan Fucci	.273	57	55	216	36	59	11	2	5	25	89	.412	21	4	66	3	.347	1	0	4	5	111	4	2	.983
Kevin Williams Jr.	.256	58	58	215	37	55	13	0	11	34	101	.470	32	2	63	4	.357	0	3	1	3	91	1	2	.979
Anthony Mulrine	.255	50	47	161	23	41	7	1	4	27	62	.385	6	9	26	1	.311	4	3	0	0	365	59	5	.988
Sam McWhorter	.571	5	0	7	5	4	1	0	2	6	11	1.571	0	0	2	0	.571	0	0	1	1	1	0	0	1.000
Greg Mula	.333	15	3	18	7	6	2	0	0	2	8	.444	5	2	5	0	.520	0	1	0	1	3	9	6	.667
Grant Colton	.269	16	5	26	3	7	1	0	1	5	11	.423	1	2	9	0	.345	0	2	0	0	34	2	0	1.000
Ben Carrick	.207	14	9	29	8	6	1	0	0	2	7	.241	7	1	9	0	.378	0	0	0	0	63	5	1	.986
Sam Teague	.188	27	5	48	7	9	2	0	0	5	11	.229	5	3	12	0	.304	0	1	4	4	5	0	0	1.000
Ryan Crockett	.171	13	9	35	6	6	0	0	1	3	9	.257	4	0	13	1	.256	0	0	0	0	5	4	1	.900
Matthew Bennett	.167	8	0	6	2	1	1	0	0	3	2	.333	4	0	0	0	.500	0	0	0	0	6	0	0	1.000
Tanner Cunningham	.000	1	0	1	0	0	0	0	0	0	0	.000	0	0	1	0	.000	0	0	0	0	4	2	0	1.000
Cody Shelton	.000	4	4	0	0	0	0	0	0	0	0	.000	0	0	0	0	.000	0	0	0	0	2	5	1	.875
Stephen Jones	.000	2	2	0	0	0	0	0	0	0	0	.000	0	0	0	0	.000	0	0	0	0	3	8	2	.846
Mikhail Cazenave	.000	3	3	0	0	0	0	0	0	0	0	.000	0	0	0	0	.000	0	0	0	0	3	11	1	.933
45 Jesse McCord	.000	2	2	0	0	0	0	0	0	0	0	.000	0	0	0	0	.000	0	0	0	0	0	3	1	.750
Totals	.290	59	59	1996	347	578	89	11	53	320	848	.425	216	50	445	17	.370	19	39	54	71	1533	556	71	.967
Opponents	.251	59	59	1910	315	479	77	10	52	281	732	.383	260	65	467	22	.356	26	32	47	79	1520	597	52	.976

LOB - Team (454), Opp (447). DPs turned - Team (48), Opp (43). CI - Team (2), Mulrine 2, Opp (1). IBB - Team (4), Edens 2, Fucci 1, Schafer 1, Opp (7). Picked off - T.J. Dixon 4, Fryman 3, Schafer 1, Crockett 1.

Pitching	ERA	W	L	APP	GS	CG	SHO	CBO	SV	IP	H	R	ER	BB	SO	2B	3B	HR	AB	B/Avg	WP	HBP	BK	SFA	SHA
Cody Shelton	2.69	5	3	15	11	0	0	1	0	63.2	55	23	19	22	59	10	1	3	233	.236	3	7	0	1	4
Mikhail Cazenave	4.38	5	7	15	15	1	0	1	0	88.1	92	51	43	20	73	18	3	13	338	.272	5	5	0	2	5
Matthew Bennett	0.00	0	0	5	0	0	0	0	0	6.0	6	0	0	3	8	0	0	0	26	.231	2	0	0	0	0
Wyatt Burns	2.25	5	1	28	0	0	0	0	1	12	48.0	41	13	12	9	44	8	1	178	.230	1	8	0	0	1
Josh Rich	3.60	1	0	25	0	0	0	0	1	1	30.0	24	16	12	11	38	5	0	113	.212	5	1	0	1	1
Jared Brasher	3.74	3	0	22	0	0	0	0	1	1	33.2	20	15	14	30	46	2	1	2	.180	9	6	0	1	3
Tanner Cunningham	3.86	1	0	17	2	0	0	0	0	0	21.0	22	14	9	7	14	2	0	84	.262	1	2	0	1	1
Hamp Skinner	3.86	1	1	13	1	0	0	0	0	0	14.0	11	12	6	11	9	2	0	52	.212	4	2	0	1	3
Kyle Stuart	4.15	0	0	11	0	0	0	0	0	0	4.1	3	4	2	6	1	1	0	15	.200	1	1	0	1	1
Carson Cupo	4.50	0	0	5	0	0	0	0	0	0	4.0	2	2	2	3	0	0	1	15	.133	0	1	0	0	0
Jesse McCord	5.08	3	3	9	9	0	0	0	0	0	44.1	38	31	25	26	48	4	0	164	.232	4	7	1	2	0
Stephen Jones	5.27	4	3	16	13	0	0	0	1	0	56.1	59	38	33	37	44	9	0	210	.281	11	6	1	4	6
Luke Corbin	5.40	0	2	12	0	0	0	0	0	0	10.0	11	10	6	9	7	2	0	35	.314	2	1	0	1	3
Tristan Widra	6.16	1	3	17	1	0	0	0	0	0	19.0	20	18	13	9	19	4	0	73	.274	4	5	2	2	1
Connor Radcliff	6.93	2	3	13	6	0	0	0	0	0	24.2	18	21	19	23	18	4	0	88	.205	5	6	0	0	0
Jake Greer	7.50	0	0	11	0	0	0	0	0	0	12.0	18	19	10	9	8	1	1	52	.346	1	3	0	2	2
Erin Baldwin	7.64	2	0	17	1	0	0	0	0	0	17.2	22	16	15	12	18	4	0	70	.314	4	1	0	3	1
Jack Rude	7.71	0	0	14	0	0	0	0	0	0	11.2	13	10	12	9	0	2	3	42	.310	3	1	0	3	1
Caleb Maggio	7.71	0	0	5	0	0	0	0	0	0	2.1	4	2	2	1	1	0	0	11	.364	0	2	0	0	0
Totals	4.42	33	26	59	59	1	3	3	14	511.0	479	315	251	260	467	77	10	52	1910	.251	65	65	4	26	32
Opponents	5.42	26	33	59	59	5	2	1	8	506.2	578	347	305	216	445	89	11	53	1996	.290	46	50	11	19	39

PB - Team (10), Greene 6, Carrick 2, Colton 2, Opp (15). Pickoffs - Team (5), Curry 2, Brasher 2, Greene 1, Opp (11). SBA/ATT - Greene (30-42), Colton (18-20), Carrick (12-19), Cazenave (6-9), Radcliff (5-9), Brasher (6-9), Greer (7-9), Curry (4-7), Widra (5-6), Rude (6-6), Cunningham (5-6), Rich (3-5), Shelton (3-5), Jones (4-4), Burns (2-3), Maggio (3-3), C. Burns (1-1).



GRAY-MINOR STADIUM
CAPACITY: 1,400

VMI KEYDETS

Basic information

Location: Lexington, Va.
Founded: 1839
Enrollment: 1,650
Nickname: Keydets
Colors: Red, Yellow and White
Superintendent: ... Gen. J.H. Binford Peay III
Director of athletics: Dr. Dave Diles

Team information

2017 record: 24-34
SoCon record: 7-17 (T-8th)
Home: 13-14
Away: 8-16
Neutral: 3-4
Letterwinners returning/lost: 21/6
Position starters returning/lost: 7/2
Starting pitchers returning/lost: 3/1
Newcomers: 12

Media relations

Baseball contact: Brad Salois
Email: saloisbj@vmi.edu
Office: 540-464-7015
Cell: 940-642-9865
Press box: 940-642-9865
Website: VMIKeydets.com



Brad Salois
Baseball SID

SoCon regular-season titles (1)

1988 (North)

SoCon Championship titles (0)

NCAA appearances (0)

2018 SCHEDULE

Date	Opponent	Time (ET)
F16	at South Carolina	4 p.m.
F17	at South Carolina	12 p.m.
F18	at South Carolina	1 p.m.
F20	at Virginia	3 p.m.
F23	LAFAYETTE	3 p.m.
F24	LAFAYETTE	2 p.m.
F24	LAFAYETTE	1 p.m.
F27	at Virginia	3 p.m.
M2	OAKLAND	3 p.m.
M3	OAKLAND	2 p.m.
M4	OAKLAND	1 p.m.
M6	at Richmond	2:30 p.m.
M9	UMASS-LOWELL	3 p.m.
M10	UMASS-LOWELL	2 p.m.
M11	UMASS-LOWELL	1 p.m.
M14	at Old Dominion	6 p.m.
M16	at George Washington	3 p.m.
M17	at George Washington	1 p.m.
M18	at George Washington	12 p.m.
M20	RADFORD	6 p.m.
M21	VCU	6 p.m.
M23	at UNCG*	6 p.m.
M24	at UNCG*	3 p.m.
M25	at UNCG*	1 p.m.
M27	at Radford	6 p.m.
M28	JAMES MADISON	6 p.m.
M30	THE CITADEL*	6 p.m.
M31	THE CITADEL*	2 p.m.
A1	THE CITADEL*	1 p.m.
A3	at Longwood	6 p.m.
A4	at James Madison	6 p.m.
A6	at ETSU*	6:30 p.m.
A7	at ETSU*	2 p.m.
A8	at ETSU*	1 p.m.
A10	LONGWOOD	6 p.m.
A11	at VCU*	6:30 p.m.
A13	WESTERN CAROLINA*	6 p.m.
A14	WESTERN CAROLINA*	2 p.m.
A15	WESTERN CAROLINA*	1 p.m.
A20	FURMAN*	6 p.m.
A21	FURMAN*	2 p.m.
A22	FURMAN*	1 p.m.
A25	VIRGINIA TECH*	6 p.m.
A27	at Mercer*	6 p.m.
A28	at Mercer*	2 p.m.
A29	at Mercer*	1 p.m.
M1	at Virginia Tech*	6 p.m.
M2	OLD DOMINION	6 p.m.
M11	WOFFORD*	6 p.m.
M12	WOFFORD*	2 p.m.
M12	WOFFORD*	1 p.m.
M17	at Samford*	7 p.m.
M18	at Samford*	5 p.m.
M19	at Samford*	1 p.m.

* - Southern Conference game

2018 KEYDETS ROSTER

No.	Name	Pos.	B/T	Ht.	Wt.	Cl.	Hometown/previous school
1	Michael Diodato	2B/SS	R/R	6-0	175	So.	Gloucester, Va./Gloucester
3	Will Malbon	OF	L/L	5-11	185	R-Sr.	Virginia Beach, Va./Cox
4	Nathan Eaton	IF/RHP	R/R	5-10	180	R-So.	Chester, Va./Thomas Dale
5	Noah Cook	IF	R/R	5-10	175	Fr.	Danville, Va./Liberty Christian
6	Jacob Jaye	IF	L/R	6-0	185	Sr.	Winchester, Va./Millbrook
7	Callen Nuccio	IF	L/R	5-9	170	Fr.	Waxhaw, N.C./Cuthbertson
8	Peyton Maddox	C	R/R	6-3	185	Sr.	Amherst, Va./Amherst County
9	Jake Huggins	IF	R/R	6-2	190	Jr.	Richmond, Va./Cosby
10	Jordan Ebersole	OF	R/R	6-0	195	So.	Vienna, Va./James Madison
11	Michael Geary	LHP	L/L	6-0	180	Jr.	Richmond, Va./Benedictine
12	Matt Dunlevy	OF	L/R	6-0	180	Sr.	Midlothian, Va./St. Christopher's
14	Jon Clines	LHP	L/L	6-2	190	So.	McLean, Va./McLean
16	Matt Keane	C/RHP	R/R	6-4	190	Jr.	Williamsburg, Va./William & Mary
17	Eric Byrd	RHP	R/R	6-4	195	Sr.	Fredericksburg, Va./Riverbend
18	Collin Fleischer	1B/OF	R/R	6-4	215	Sr.	Chester, Va./Thomas Dale
19	Matt Eagle	RHP	R/R	6-3	205	Sr.	Norfolk, Va./Granby
20	Will Knight	IF/OF	R/R	6-1	180	Fr.	Amherst, Va./Amherst County
21	Austin Murphy	RHP	R/R	6-5	190	Fr.	Winchester, Va./Millbrook
22	Nathan Loyd	OF/IF	L/R	5-10	185	Fr.	Amherst, Va./Amherst County
23	Cody Warner	UTIL	L/R	5-11	180	Fr.	Harrisonburg, Va./Turner Ashby
24	Sam Ewald	RHP/1B	L/R	6-2	200	Fr.	Nokesville, Va./Kettle Run
25	Derek Tremblay	RHP	R/R	6-3	195	So.	Covington, Va./Alleghany
26	Ryan Smoot	C/1B	R/R	6-1	210	Jr.	Strasburg, Va./Strasburg
27	Josh Hollifield	IF	R/R	6-2	210	So.	Weddington, N.C./Weddington
28	Corey Johnston	RHP	R/R	6-0	185	R-So.	Chester, Va./Thomas Dale
29	Ryan Hatten	OF	R/R	6-5	215	So.	Hendersonville, Tenn./Pope John Paul II
30	Michael Spence	RHP	R/R	6-2	180	Fr.	Charlottesville, Va./United Christian
31	Tucker Kuykendall	RHP	R/R	6-1	180	Fr.	Candler, N.C./Enka
32	Brady Watts	LHP	L/L	6-3	190	So.	Lowgap, N.C./North Surry
33	Matt Pita	IF/OF	R/R	5-10	175	Jr.	Richmond, Va./Cosby
35	Brandon Barbery	LHP	L/L	6-0	180	Sr.	Manassas, Va./CD Hyton
36	Josh Winder	RHP	R/R	6-5	210	Jr.	Richmond, Va./James River
37	Zak Kent	RHP	R/R	6-3	195	So.	Heathsville, Va./Northumberland
38	Kyle Staats	LHP	L/L	6-2	250	Sr.	Manassas, Va./Forest Park
39	Seth Nichols	RHP	R/R	5-10	175	Fr.	Norfolk, Va./Granby

HEAD COACH JONATHAN HADRA

Alma mater: VMI, 2004
Hometown: Richmond, Va.
Career record (years): 66-99 (3)
School record (years): Same
SoCon record (years): 23-49 (3)
SoCon Championship record (appearances): 2-5 (3)
NCAA appearances: 0

Assistant coaches

Casey Dykes 4th season (Western Kentucky, 2012)
Sam Roberts 2nd season (VMI, 2011)
Grey Finwood 1st season (Old Dominion 2017)





SENIOR MATT EAGLE

2017 RESULTS (24-34, 7-17 SOCON; T-8TH)

Date	Opponent	Result	Date	Opponent	Result
F17	vs. Appalachian State^	W, 11-5	A13	Mercer* (ESPN3)	L, 6-10
F18	at #24 UNCW^	L, 3-4	A14	Mercer* (ESPN3)	L, 6-9
F18	vs. Appalachian State^	L, 1-3	A15	Mercer* (ESPN3)	L, 5-17 (8)
F19	vs. George Mason^	L, 1-21	A18	at VCU	L, 4-5
F21	at #13 Virginia	L, 7-9	A21	at Western Carolina* (SDN)	L, 1-9
F24	Bucknell	W, 6-1	A21	at Western Carolina* (SDN)	L, 3-19
F25	Bucknell	W, 10-2	A22	at Western Carolina*	L, 5-10
F26	Bucknell	L, 0-4	A28	at Radford	W, 7-5 (13)
M3	George Washington	W, 10-0	A29	at Radford (BSN)	L, 3-9
M4	George Washington	L, 5-6	A30	Radford	L, 9-15
M5	George Washington	W, 13-8	M2	VCU	L, 4-11
M10	Quinnipiac	L, 5-8 (11)	M5	UNCG* (ESPN3)	W, 7-3
M11	Quinnipiac	W, 9-5	M6	UNCG* (ESPN3)	W, 8-7 (10)
M12	Quinnipiac	W, 13-7	M7	UNCG* (ESPN3)	L, 5-8
M14	at Old Dominion (CUSA.TV)	L, 2-14	M13	at Furman* (YouTube)	L, 1-4
M17	at Elon	L, 2-3	M13	at Furman* (YouTube)	L, 2-8
M18	at Elon	W, 10-4	M14	at Furman* (YouTube)	W, 9-7 (13)
M19	at Elon	L, 3-8	M16	James Madison (ESPN3)	W, 7-6
M21	Richmond (SDN)	W, 6-3	M18	ETSU* (ESPN3)	L, 5-7
M22	at William & Mary	L, 0-7	M19	ETSU* (ESPN3)	L, 12-14
M24	at The Citadel* (SDN)	L, 0-3	M20	ETSU* (ESPN3)	L, 3-9
M25	at The Citadel* (SDN)	W, 4-1 (12)	M23	vs. The Citadel-\$ (SDN)	W, 8-0
M26	at The Citadel* (SDN)	L, 2-4	M24	vs. Mercer-\$ (SDN)	L, 6-11
M28	at James Madison	W, 6-1	M25	vs. Wofford-\$ (SDN)	W, 6-5 (10)
M29	at Longwood	W, 6-4	M26	vs. ETSU-\$ (SDN)	L, 11-12
M31	Samford* (SDN)	W, 4-0			
A1	Samford* (SDN)	L, 1-2			
A2	Samford* (SDN)	L, 8-9			
A4	Longwood	W, 4-3			
A5	Old Dominion	W, 17-14			
A7	at Wofford* (SDN)	W, 4-3			
A8	at Wofford* (SDN)	W, 8-1			
A9	at Wofford* (SDN)	L, 3-13 (8)			

* - Southern Conference game

^ - Hughes Bros. Challenge (Wilmington, N.C.)

\$ - SoCon Championship (Fluor Field; Greenville, S.C.)

2017 STATISTICS

Batting	AVG	GP	GS	AB	R	H	2B	3B	HR	RBI	TB	SLG%	BB	HBP	SO	GDP	OB%	SF	SH	SB	ATT	PO	A	E	FLD%
Matt Pita	.364	41	36	151	37	55	10	1	7	28	88	.583	14	4	28	4	.429	1	0	4	8	94	35	3	.977
Will Malbon	.349	18	17	63	14	22	6	2	3	16	41	.651	5	1	12	0	.394	2	0	1	3	45	0	0	1.000
Tyler Tharp	.348	58	58	221	50	77	12	3	16	40	143	.647	33	6	55	5	.444	1	1	8	11	104	1	3	.972
Peyton Maddox	.291	58	56	223	41	65	16	2	8	38	109	.489	21	7	69	4	.368	2	1	1	1	420	69	6	.988
Matt Dunlevy	.279	58	58	229	30	64	9	2	3	30	86	.376	25	7	50	3	.365	2	1	9	18	19	0	2	.905
Collin Fleischer	.266	53	53	207	45	55	7	1	17	48	115	.556	30	4	68	3	.363	4	1	1	3	309	20	3	.991
Jake Huggins	.259	44	40	139	13	36	8	0	4	19	56	.403	20	4	37	2	.368	0	1	3	3	144	30	4	.978
Jacob Jaye	.255	55	55	212	40	54	8	1	11	30	97	.458	38	0	62	1	.364	3	0	3	7	65	163	21	.916
Josh Hollifield	.219	44	33	128	15	28	3	0	2	14	37	.289	12	2	35	2	.296	0	3	0	0	19	78	10	.907
Mason Adamson	.194	22	20	72	7	14	0	1	2	7	22	.306	1	3	24	3	.237	0	4	3	4	40	7	3	.940
Ryan Hatten	.194	27	18	67	7	13	3	0	1	3	19	.284	5	1	34	0	.260	0	1	2	2	26	0	1	.963
Michael Diodato	.167	52	47	162	20	27	8	1	2	18	43	.265	17	5	73	1	.265	1	6	0	0	128	120	8	.969
Jordan Ebersole	.036	28	15	55	1	2	1	0	0	1	3	.055	4	2	32	0	.131	0	0	2	3	30	0	0	1.000
Garrett St. Laurent	.263	17	4	19	4	5	1	0	1	6	9	.474	7	0	8	1	.462	0	0	2	2	4	0	0	1.000
Ryan Smoot	.211	17	10	38	3	8	2	0	0	6	10	.263	2	5	14	0	.333	0	1	0	0	78	9	1	.989
Quinn Smith	.000	6	2	8	0	0	0	0	0	0	0	.000	1	0	6	0	.111	0	0	0	0	1	0	0	1.000
Jake Hall	.000	5	0	2	0	0	0	0	0	0	0	.000	2	0	1	0	.500	0	0	0	0	2	0	0	1.000
Totals	.263	58	58	1996	327	525	94	14	77	304	878	.440	237	51	608	29	.353	16	20	39	65	1548	591	73	.967
Opponents	.298	58	58	2056	400	612	122	11	73	365	975	.474	243	66	454	43	.385	26	37	68	97	1562	474	56	.973

LOB - Team (432), Opp (481). DPs turned - Team (48), Opp (36). TPs turned - Team (0), Opp (1). CI - Team (1), Maddox 1, Opp (1). IBB - Team (10), Fleischer 5, Tharp 2, Hollifield 1, Maddox 1, Malbon 1, Opp (6). Picked off - Dunlevy 3, Ebersole 2, Pita 1, Hollifield 1, Fleischer 1, Jaye 1, Hatten 1.

Pitching	ERA	W	L	APP	GS	CG	SHO	CBO	SV	IP	H	R	ER	BB	SO	2B	3B	HR	AB	B/Avg	WP	HBP	BK	SFA	SHA
Eric Byrd	3.18	0	0	6	0	0	0	0	0	5.2	2	2	2	1	4	1	0	0	18	.111	1	1	0	0	0
Josh Winder	3.59	7	6	15	15	3	1	2	0	107.2	100	49	43	19	112	20	2	12	406	.246	4	8	0	3	6
Ryan Bennett	4.31	6	1	23	1	0	0	0	5	48.0	48	26	23	20	52	13	3	3	178	.270	4	8	3	4	4
Michael Geary	5.17	0	0	14	0	0	0	1	0	15.2	23	10	9	5	10	5	2	4	66	.348	1	2	0	0	1
Mason Adamson	5.40	0	3	14	1	0	0	0	4	25.0	28	21	15	9	30	8	0	8	99	.283	1	2	0	2	3
Matthew Eagle	5.94	4	5	20	11	0	0	0	0	66.2	75	49	44	38	62	9	0	11	259	.290	6	9	0	3	6
Kyle Staats	5.94	2	0	19	3	0	0	0	0	33.1	38	26	22	24	20	12	0	4	129	.295	3	2	0	4	3
Derek Tremblay	6.23	1	1	28	0	0	0	0	1	30.1	43	24	21	12	21	16	0	2	129	.333	5	6	0	2	3
Brandon Barbary	6.84	0	9	15	14	1	0	0	0	73.2	112	66	56	25	61	13	1	11	318	.352	6	4	2	2	5
Zak Kent	7.64	2	4	20	9	0	0	0	0	50.2	50	47	43	37	45	11	1	5	197	.254	11	9	1	2	1
John Fuqua	8.25	0	1	13	0	0	0	0	0	12.0	14	11	11	7	10	1	0	4	48	.292	7	0	1	1	0
Liam Roden	8.78	0	0	14	0	0	0	0	0	13.1	20	14	13	8	6	3	0	2	51	.392	1	3	0	3	2
Corey Johnston	11.77	0	2	9	2	0	0	0	0	13.0	24	19	17	11	10	4	1	5	62	.387	9	4	1	0	0
Jack Gomersall	14.29	0	2	10	0	0	0	0	0	5.2	7	10	9	12	4	1	0	1	23	.304	2	1	0	0	1
Jonathan Clines	11.57	2	0	5	2	0	0	0	0	9.1	17	13	12	4	5	5	1	1	44	.386	1	0	0	0	2
Blaine Lafin	13.50	0	0	5	0	0	0	1	0	3.1	5	5	5	5	0	0	0	0	15	.333	3	6	1	0	0
Brady Watts	27.00	0	0	3	0	0	0	0	0	2.2	6	8	8	6	2	0	0	0	14	.429	1	1	0	0	0
Totals	6.14	24	34	58	58	4	3	2	10	516.0	612	400	352	243	454	122	11	73	2056	.298	66	66	9	26	37
Opponents	4.89	34	24	58	58	2	3	2	16	520.2	525	327	283	237	608	94	14	77	1996	.263	62	51	2	16	20

PB - Team (9), Maddox 9, Opp (12). Pickoffs - Team (9), Maddox 4, Winder 1, Bennett 1, Barbary 1, Eagle 1, Kent 1, Opp (10). SBA/ATT - Maddox (61-87), Winder (20-23), Eagle (8-17), Barbary (11-15), Bennett (9-13), Kent (11-12), Smoot (5-7), Staats (2-4), Adamson (2-3), Tremblay (3-3), Roden (0-2), Clines (2-2), St. Laurent (2-2), Johnston (0-1), Fuqua (0-1), Gomersall (0-1).



WESTERN CAROLINA



HENNON STADIUM
CAPACITY: 1,500

WESTERN CAROLINA CATAMOUNTS

Basic information

Location: Cullowhee, N.C.
Founded: 1889
Enrollment: 11,034
Nickname: Catamounts
Colors: Purple and Gold
Chancellor: Dr. David O. Belcher
Director of athletics: Randy Eaton

Team information

2017 record: 28-28
SoCon record: 15-8 (2nd)
Home: 13-10
Away: 14-13
Neutral: 1-5
Letterwinners returning/lost: 20/8
Position starters returning/lost: 6/2
Starting pitchers returning/lost: 5/1
Newcomers: 12

Media relations

Baseball contact: Daniel Hooker
Email: dhooker@email.wcu.edu
Office: 828-227-2339
Cell: 828-508-2494
Press box: 828-227-7020
Website: CatamountSports.com



Daniel Hooker
Baseball SID

SoCon regular-season titles (13)

1981, 1984 (South), 1986 (S), 1987 (S), 1988 (S), 1989, 1992, 1994, 1997, 2003, 2007, 2013, 2014

SoCon Championship titles (10)

1985, 1986, 1987, 1988, 1989, 1992, 1993, 1997, 2003, 2016

NCAA appearances (12)

1985, 1986, 1987, 1988, 1989, 1992, 1993, 1994, 1997, 2003, 2007, 2016

2018 SCHEDULE

Date	Opponent	Time (ET)
F16	at East Carolina	4 p.m.
F17	at East Carolina	2 p.m.
F18	at East Carolina	1 p.m.
F20	MOREHEAD STATE	2 p.m.
F23	CANISIUS	4 p.m.
F24	CANISIUS	2 p.m.
F25	CANISIUS	12 p.m.
F27	APPALACHIAN STATE	4 p.m.
F28	UNC ASHEVILLE	4 p.m.
M2	at Louisville	3 p.m.
M3	at Louisville	1 p.m.
M4	at Louisville	1 p.m.
M6	MARSHALL	12 p.m.
M6	MARSHALL	4:30 p.m.
M9	BALL STATE	5 p.m.
M10	BALL STATE	2 p.m.
M11	BALL STATE	1 p.m.
M14	at Tennessee	6 p.m.
M16	KENT STATE	5 p.m.
M17	KENT STATE	2 p.m.
M18	KENT STATE	1 p.m.
M21	vs. Tennessee Tech#	5 p.m.
M23	at The Citadel*	6 p.m.
M24	at The Citadel*	2 p.m.
M25	at The Citadel*	1 p.m.
M27	Tennessee	5 p.m.
M29	at Wofford*	6 p.m.
M30	at Wofford*	6 p.m.
M31	at Wofford*	2 p.m.
A4	vs. UNC Asheville\$	6 p.m.
A6	UNC*	5 p.m.
A7	UNC*	2 p.m.
A8	UNC*	1 p.m.
A11	KENTUCKY	5 p.m.
A13	at VMI*	6 p.m.
A14	at VMI*	2 p.m.
A15	at VMI*	1 p.m.
A18	at Appalachian State	5 p.m.
A20	MERCER*	6 p.m.
A21	MERCER*	2 p.m.
A22	MERCER*	1 p.m.
A25	at North Carolina	6 p.m.
A27	ETSU*	5 p.m.
A28	ETSU*	2 p.m.
A29	ETSU*	1 p.m.
M4	at Furman*	6 p.m.
M5	at Furman*	12 p.m.
M6	at Furman*	1 p.m.
M9	at Clemson*	6:30 p.m.
M11	SAMFORD*	6 p.m.
M12	SAMFORD*	6 p.m.
M13	SAMFORD*	6 p.m.
M15	at Eastern Kentucky*	6:30 p.m.
M16	at Morehead State*	3 p.m.
M18	vs. VCU+	7 p.m.
M19	vs. VCU+	2 p.m.

* - Southern Conference game

- Smokie Stadium (Kodak, Tenn.)

\$ - McCormick Field (Asheville, N.C.)

2018 CATAMOUNTS ROSTER

No.	Name	Pos.	B/T	Ht.	Wt.	Cl.	Hometown/previous school
1	Bo Fricks	INF	R/R	6-0	180	R-Fr.	Macon, Ga./First Presbyterian Day
2	Kevin Craft	RHP	R/R	6-3	220	Jr.	LaGrange, Ga./Chipola CC
3	Tristan Baker	LHP	L/L	5-10	170	Jr.	Charlotte, N.C./Hopewell
4	Jake Moebius	RHP	R/R	6-1	190	Jr.	Greensboro, N.C./Wesleyan Christian
5	Will Prater	MIF	L/R	6-2	165	Fr.	Dallas, Ga./East Paulding
6	Bryson Parks	OF	R/R	6-0	170	Fr.	Marietta, Ga./Hilgrove
8	Spencer Holcomb	C	R/R	5-11	215	Sr.	Pfafftown, N.C./Reagan
9	Clay Hodges	OF	L/L	5-10	180	Sr.	Denver, N.C./East Lincoln
10	Matthew Koehler	OF	L/R	6-1	195	R-Jr.	Raleigh, N.C./Sanderson
11	Cameron Blaquiery	INF/RHP	R/R	6-2	190	Sr.	Jacksonville, Fla./FSC Jacksonville
14	Kitt Capell	C	R/R	6-0	220	R-Fr.	Prosperity, S.C./Ben Lippen
15	Caleb Robinson	UTL	R/R	6-0	215	Sr.	McLeansville, N.C./Eastern Guilford
16	Dylan Biumi	RHP	R/R	5-9	190	Sr.	Cumming, Ga./Lambert
17	Andrew Robinson	OF	L/R	5-11	190	So.	McLeansville, N.C./Eastern Guilford
18	Justice Bigbie	UTL	R/R	6-2	190	Fr.	Chesapeake, Va./Grassfield
19	Justin Sparks	C/1B	R/R	6-0	195	R-So.	Hendersonville, N.C./Hendersonville
20	Ryan Mitschele	RHP	R/R	6-2	185	R-Fr.	Statesville, N.C./South Iredell
21	Zach Franklin	RHP	R/R	6-2	170	Fr.	Marion, N.C./McDowell
22	Colton Henthorne	2B/OF	R/R	5-10	150	R-So.	Lenoir, N.C./Coker College
26	Jake Niezen	RHP	R/R	6-0	190	Sr.	San Luis Obispo, Calif./Cuesta CC
27	Taylor Purus	LHP	L/L	6-0	200	R-Jr.	Hudson, N.C./Catawba Valley CC
28	Caleb Bishop	LHP	L/L	5-10	170	Fr.	Wilmington, N.C./New Hanover
29	Blake Therrian	RHP	R/R	6-4	205	R-Fr.	Portage, Mich./Florence Darlington Tech
30	Brett Lemmons	MIF	S/R	5'8	165	Fr.	Valparaiso, Ind./Morgan Township
31	Michael Davis	RHP	R/R	6-5	185	Jr.	Lenoir, N.C./Hibriten
32	Chase Walter	RHP	R/R	6-7	225	R-Fr.	Peachtree City, Ga./Spartanburg Methodist
33	Corey Sikes	LHP	L/L	5-10	150	Jr.	Monroe, N.C./Piedmont
34	Immanuel Wilder	OF	R/R	5-11	180	Fr.	Madison, Ala./James Clemens
36	Andrew Bullock	1B/DH	L/R	6-2	230	Jr.	Chesapeake, Va./Grassfield
38	Luke Robinson	C/1B	L/R	6-3	230	So.	McLeansville, N.C./Eastern Guilford
40	Trent Youstin	RHP	R/R	6-3	210	R-Fr.	Deerfield Beach, Fla./Deerfield Beach
41	Mitch Rogers	RHP	R/R	6-2	175	Fr.	Clarksville, Tenn./Northeast
44	Matt Peregó	RHP	R/R	6-8	260	Fr.	Ballwin, Mo./Parkway West

HEAD COACH BOBBY MORANDA



Alma mater: Eastern Kentucky, 1986
Hometown: Palatine, Ill.
Career record (years): 312-253-2 (10)
School record (years): Same
SoCon record (years): 161-111-1 (10)
SoCon Championship record (appearances): 12-19 (10)
NCAA appearances: 1

Assistant coaches

Nate Cocolin 3rd season (Embry-Riddle, 2003)
Brock Doud 3rd season (Hope College, 2008)
Bryson Bowman 1st season (Western Carolina, 2017)



JUNIOR TRISTAN BAKER

2017 RESULTS (28-28, 15-8 SOCON; 2ND)

Date	Opponent	Result	Date	Opponent	Result
F17	vs. St. John's^#	L, 3-14	A17	at Charlotte (CUSA.TV)	ppd. (TBD)
F18	at #9 Coastal Carolina^	W, 5-4	A19	at Gardner-Webb	L, 5-7
F19	vs. North Carolina A&T^#	W, 16-7	A21	VMI* (SDN)	W, 9-1
F22	at #12 Clemson (ACC Network Extra)	L, 5-11	A21	VMI* (SDN)	W, 19-3
F24	MARSHALL	W, 8-0	A22	VMI*	W, 10-5
F25	MARSHALL	W, 20-15	A25	SAVANNAH STATE	W, 21-1
F26	MARSHALL	L, 6-10	A26	SAVANNAH STATE	W, 9-2
M3	at #9 East Carolina+	L, 4-5	A28	at Samford* (SDN)	L, 3-8
M4	vs. Appalachian State+	L, 3-7	A29	at Samford* (SDN)	W, 6-5
M5	vs. #16 St. John's+	L, 1-9	A30	at Samford* (SDN)	L, 0-7 (7)
M6	at #20 NC State (ACC Network Extra)	W, 9-8	M5	WOFFORD*	W, 9-3
M8	at #26 Missouri (SEC Network+)	L, 6-7 (10)	M6	WOFFORD*	W, 10-7
M10	at Nebraska (BTN Plus)	W, 5-2	M6	WOFFORD*	L, 3-18 (7)
M11	at Nebraska (BTN Plus)	W, 8-2	M8	at Kennesaw State (ASUN.TV)	L, 1-7
M12	at Nebraska (BTN Plus)	L, 0-10	M10	at Cincinnati (BearsTV)	L, 4-9
M16	KENNESAW STATE	L, 3-12	M12	at Ball State	W, 10-2
M17	KENT STATE	W, 10-2	M13	at Ball State	W, 7-4
M18	KENT STATE	L, 10-16	M14	at Ball State	L, 6-13
M19	KENT STATE (SDN)	L, 1-2	M16	PRESBYTERIAN (SDN)	L, 0-6
M22	GARDNER-WEBB (SDN)	L, 13-15	M18	at Mercer*	W, 8-2
M24	at UNC* (ESPN3)	L, 4-5	M19	at Mercer*	W, 3-2
M25	at UNC* (YouTube)	W, 9-5	M20	at Mercer*	canc.
M26	at UNC* (YouTube)	L, 2-8	M24	vs. ETSU-S (SDN)	L, 6-8
M29	vs. UNC Asheville & (Big South Network)	L, 3-5	M25	vs. Samford-S (SDN)	L, 1-6
M31	THE CITADEL* (SDN)	W, 4-3			
A1	THE CITADEL*	W, 6-0			
A2	THE CITADEL* (SDN)	W, 14-1 (7)			
A7	at ETSU* (SDN)	W, 5-4 (12)			
A8	at ETSU* (SDN)	W, 9-6			
A9	at ETSU* (SDN)	W, 11-6			
A11	at Presbyterian (Big South Network)	W, 9-6			
A13	FURMAN* (SDN)	L, 5-6			
A14	FURMAN* (SDN)	L, 7-8 (10)			
A15	FURMAN*	L, 2-5			

* - Southern Conference game

^ - Caravelle Resort's "Baseball at the Beach"

- TicketReturn.com Field; Myrtle Beach, S.C.

+ - Keith LeClair Classic (Greenville, N.C.)

& - McCormick Field (Asheville, N.C.)

S - SoCon Championship (Fluor Field; Greenville, S.C.)

2017 STATISTICS

Batting	AVG	GP	GS	AB	R	H	2B	3B	HR	RBI	TB	SLG%	BB	HBP	SO	GDP	OB%	SF	SH	SB	ATT	PO	A	E	FLD%
Bryson Bowman	.381	56	56	218	52	83	15	2	11	59	135	.619	37	7	31	6	.470	8	0	9	13	106	6	0	1.000
Brett Pope	.342	56	56	243	57	83	12	3	4	28	113	.465	22	4	33	2	.399	4	4	15	17	83	142	15	.938
Nobu Suzuki	.330	55	50	194	40	64	11	1	4	35	89	.459	19	14	21	5	.424	2	8	5	11	105	131	8	.967
Matthew Koehler	.303	52	47	175	45	53	13	2	3	23	79	.451	26	4	45	2	.403	1	2	8	12	74	3	3	.963
Matt Smith	.299	56	56	211	37	63	16	0	5	53	94	.445	36	11	25	9	.418	5	0	14	16	222	11	1	.996
Spencer Holcomb	.291	45	37	134	29	39	6	1	8	27	71	.530	10	8	31	1	.373	1	1	1	1	242	51	6	.980
Caleb Robinson	.279	55	54	204	32	57	14	1	5	37	88	.431	21	5	48	5	.358	2	3	3	5	329	29	8	.978
Cameron Blaquiere	.267	52	45	161	32	43	4	1	7	32	70	.435	12	5	39	6	.335	1	3	4	8	29	82	8	.933
Andrew Robinson	.314	43	27	105	16	33	1	0	1	14	37	.352	6	2	8	6	.357	2	1	1	3	49	1	0	1.000
Andrew Bullock	.289	35	21	83	5	24	4	0	2	7	34	.410	6	1	16	0	.341	1	1	0	0	6	1	0	1.000
Justin Sparks	.269	29	12	52	14	14	3	0	1	10	20	.385	5	2	10	1	.356	0	0	0	0	52	2	2	.964
Pierce Suttles	.235	14	4	17	2	4	0	0	0	1	4	.235	1	1	3	0	.316	0	0	0	0	0	0	0	.000
Luke Robinson	.218	33	19	87	10	19	3	0	1	17	25	.287	5	2	15	1	.274	1	0	0	2	120	17	2	.986
J.D. Long	.207	27	20	58	5	12	2	0	0	3	14	.241	4	2	17	0	.277	1	2	0	0	22	33	2	.965
Chad Mabini	.000	1	0	1	0	0	0	0	0	0	0	.000	0	0	0	0	.000	0	0	0	0	2	3	0	1.000
Totals	.304	56	56	1943	376	591	104	11	52	346	873	.449	210	68	342	44	.386	29	25	60	88	1466	589	63	.970
Opponents	.293	56	56	1927	352	565	104	16	57	332	872	.453	249	48	439	34	.383	25	36	45	69	1468	589	65	.969

LOB - Team (432), Opp (468). DPs turned - Team (45), Opp (59). CI - Team (1), Holcomb 1, Opp (1). IBB - Team (3), Holcomb 1, Bowman 1, Mt. Smith 1, Opp (3). Picked off - Suzuki 2, Koehler 1, Blaquiere 1, Bowman 1, Pope 1, Bullock 1, Holcomb 1, Mt. Smith 1.

Pitching	ERA	W	L	APP	GS	CG	SHO	CBO	SV	IP	H	R	ER	BB	SO	2B	3B	HR	AB	B/Avg	WP	HBP	BK	SFA	SHA
Bryan Sammons	3.02	8	3	16	15	1	0	1	1	104.1	84	43	35	41	108	14	2	5	376	.223	11	9	1	2	7
Brendan Nail	6.67	6	8	17	15	0	0	0	0	87.2	105	70	65	47	100	13	4	11	345	.304	5	8	1	5	8
Tristan Baker	6.75	4	3	12	12	0	0	1	0	56.0	72	43	42	27	29	14	4	7	225	.320	5	2	1	5	1
Korey Anderson	3.92	0	2	30	0	0	0	2	5	43.2	43	23	19	28	46	14	0	4	162	.265	5	4	0	4	4
Jake Niezen	4.38	0	1	10	0	0	0	0	0	12.1	10	6	6	5	7	2	0	1	45	.222	1	0	0	1	0
B.J. Nobles	5.76	3	1	19	3	0	0	0	4	45.1	60	32	29	14	47	10	3	4	192	.313	4	5	0	1	4
Dylan Biumi	5.82	2	0	13	0	0	0	0	0	21.2	23	15	14	13	18	3	0	3	85	.271	4	4	0	0	1
Chad Mabini	6.49	2	1	11	2	0	0	0	0	26.1	34	21	19	12	13	5	0	7	110	.309	5	3	0	1	0
Michael Davis	6.57	0	1	8	3	0	0	0	0	12.1	14	13	9	11	6	4	0	3	52	.269	5	2	0	0	1
Dillon Bray	7.25	2	4	13	5	0	0	0	1	44.2	60	41	36	24	33	16	2	7	181	.331	6	6	0	5	4
Jacob Breakfield	9.00	1	2	15	0	0	0	0	0	17.0	31	23	17	12	18	6	0	2	78	.397	1	2	0	0	3
Jake Moebius	9.00	0	0	8	0	0	0	1	0	6.0	10	8	6	10	6	2	0	0	27	.370	7	1	0	0	0
Corey Sikes	11.12	0	2	10	1	0	0	1	0	11.1	19	14	14	5	8	1	1	3	49	.388	1	2	0	1	3
Totals	5.73	28	28	56	56	1	2	2	11	488.2	565	352	311	249	439	104	16	57	1927	.293	60	48	3	25	36
Opponents	5.76	28	28	56	56	3	3	2	13	489.1	591	376	313	210	342	104	11	52	1943	.304	50	68	8	29	25

PB - Team (14), Sparks 7, L. Robinson 4, Holcomb 3, Opp (10). Pickoffs - Team (11), Nail 4, Baker 3, Sammons 3, Holcomb 1, Opp (9). SBA/ATT - Holcomb (24-39), Nail (12-17), L. Robinson (9-13), Sparks (11-12), Sammons (7-11), Baker (5-9), Anderson (4-6), Nobles (4-5), Bray (2-5), Mabini (3-4), Biumi (3-4), Davis (3-4), Breakfield (1-2), Sikes (1-1), Niezen (0-1).

WOFFORD TERRIERS

Basic information

Location: Spartanburg, S.C.
Founded: 1854
Enrollment: 1,650
Nickname: Terriers
Colors: Old Gold and Black
President: Dr. Nayef H. Samhat
Director of athletics: Richard Johnson

Team information

2017 record: 28-30
SoCon record: 13-11 (5th)
Home: 14-14
Away: 13-13
Neutral: 1-3
Letterwinners returning/lost: 20/14
Position starters returning/lost: 7/2
Starting pitchers returning/lost: 2/1
Newcomers: 13

Media relations

Baseball contact: ... Brent Williamson
Email: ... williamsondb@wofford.edu
Office: 864-597-4093
Cell: 864-809-8900
Press box: 864-597-4478
Website: WoffordTerriers.com



Brent Williamson
Baseball SID

SoCon regular-season titles (0)

SoCon Championship titles (1)

2007

NCAA appearances (1)

2007



RUSSELL C. KING FIELD
CAPACITY: 2,500

2018 SCHEDULE

Date	Opponent	Time (ET)
F16	KENTUCKY	5 p.m.
F17	FORDHAM	5 p.m.
F18	DAYTON	1 p.m.
F21	UNC ASHEVILLE	5 p.m.
F23	XAVIER	5 p.m.
F24	SETON HALL	2 p.m.
F25	PRESBYTERIAN	4 p.m.
F28	at Georgia	5 p.m.
M2	PENN	5 p.m.
M3	PENN	2 p.m.
M4	PENN	1 p.m.
M6	at Clemson	5 p.m.
M7	vs. Boston College%	TBA
M10	MARIST	2 p.m.
M11	MARIST	2 p.m.
M12	MARIST	6 p.m.
M14	USC UPSTATE	6 p.m.
M17	SIENA	2 p.m.
M17	SIENA	5 p.m.
M18	SIENA	1 p.m.
M21	at Gardner-Webb	6 p.m.
M23	at Mercer*	6 p.m.
M24	at Mercer*	2 p.m.
M25	at Mercer*	1 p.m.
M27	WINTHROP	6 p.m.
M29	WESTERN CAROLINA*	6 p.m.
M30	WESTERN CAROLINA*	6 p.m.
M31	WESTERN CAROLINA*	2 p.m.
A4	at East Carolina	6 p.m.
A6	at UNCW	6 p.m.
A7	at UNCW	2 p.m.
A8	at UNCW	2 p.m.
A13	at Furman*	6 p.m.
A14	at Furman*	6 p.m.
A15	at Furman*	6 p.m.
A18	at UNC Asheville	6 p.m.
A20	THE CITADEL*	6 p.m.
A21	THE CITADEL*	3 p.m.
A22	THE CITADEL*	1 p.m.
A24	at Winthrop*	6 p.m.
A27	UNCG*	6 p.m.
A28	UNCG*	3 p.m.
A29	UNCG*	1 p.m.
M2	PRESBYTERIAN	6 p.m.
M4	at Samford*	7 p.m.
M5	at Samford*	3 p.m.
M6	at Samford	1 p.m.
M9	at USC Upstate	6 p.m.
M11	at VMI*	6 p.m.
M18	at VMI*	2 p.m.
M19	at VMI*	1 p.m.
M17	ETSU*	6 p.m.
M18	ETSU*	6 p.m.
M19	ETSU*	2 p.m.

* - Southern Conference game
% - Fluor Field; Greenville, S.C.

2018 TERRIERS ROSTER

No.	Name	Pos.	B/T	Ht.	Wt.	Cl.	Hometown/previous school
1	Chris Rubottom	INF	R/R	6-1	165	Fr.	Long Beach, Calif./Los Alamitos
2	Colin Davis	OF	R/R	6-1	180	Fr.	Roswell, Ga./Blessed Trinity Catholic
4	Michael Wynne	OF	S/R	5-8	155	Fr.	Marietta, Ga./Pope
5	Brett Rodriguez	INF	R/R	6-0	200	So.	Queensbury, N.Y./Queensbury
6	Parker Hill	INF	L/R	6-0	185	Fr.	Kingsport, Tenn./Dobyns-Bennett
7	David Ehmen	LHP	L/L	6-2	190	Sr.	Johns Creek, Ga./Northview
8	Alec Cargin	C	L/R	6-0	187	So.	Lawrenceville, Ga./Collins Hill
9	Mack Nathanson	OF/C	R/R	6-1	200	Sr.	Delray Beach, Fla./North Broward Preparatory
10	Lawson Hill	C/INF	R/R	5-10	185	Fr.	Canton, Ga./Kings Ridge Christian
11	Ty Reginelli	RHP/INF	L/R	5-11	185	Jr.	Pittsburgh, Pa./Mars Area
12	Jake Zoller	LHP	L/L	6-2	170	Fr.	Collegeville, Pa./Springs-Ford
13	Scottie Wallace	RHP	R/R	6-1	190	Fr.	Charlotte, N.C./Charlotte Christian
14	Austin Higginbotham	LHP	L/L	5-10	180	Jr.	Gainesville, Ga./King's Ridge Christian
15	Reed Massey	INF	R/R	6-0	180	Jr.	Marietta, Ga./Mount Paran Christian
16	Clay Schwaner	RHP	R/R	6-1	195	Fr.	Peoria, Ariz./Sunrise Mountain
17	Grant Byers	RHP	R/R	6-2	215	Sr.	Shelby, N.C./Shelby
18	Cody Miller	C	R/R	6-0	205	Sr.	Newhall, Calif./Hart
19	Alex Malsch	INF	R/R	6-1	185	Sr.	Greer, S.C./St. Joseph's
20	Thomas Tatham	RHP	R/R	6-5	210	Jr.	Canton, N.C./Pisgah
21	McClain Bradley	OF	R/R	6-0	200	Sr.	Atlanta, Ga./The Westminster Schools
22	Jake Hershman	RHP	R/R	6-1	165	So.	Dacula, Ga./Hebron Christian
23	Matt Ellmyer	INF/RHP	R/R	5-11	190	So.	Jupiter, Fla./The Benjamin School
24	Michael Brown	OF	R/R	6-1	195	Jr.	Pflugerville, Texas/Pflugerville/Dartmouth
25	Rasesh Pandya	RHP	R/R	6-0	200	So.	Greenville, S.C./Mauldin
26	Max McDougald	INF	R/R	5-9	165	Sr.	Anderson, S.C./T.L. Hanna
27	David Yourke	LHP	L/L	6-2	180	Fr.	Staten Island, N.Y./Indiana
28	Andrew Orzel	INF	R/R	6-3	200	So.	Newark, Del./Archmere Academy
31	Tyler McGuigan	RHP	R/R	6-0	185	Fr.	Robbinsville, N.J./Robbinsville
32	Jake Dippold	LHP	L/L	6-2	185	Fr.	Syracuse, N.Y./Solvay
33	Adam Scott	LHP	L/L	6-4	220	Sr.	Canandaigua, N.Y./Canandaigua Academy
34	Reece Maniscalco	RHP	R/R	6-0	185	So.	Fairfield, Conn./Fairfield Warde
39	Davis Keller	OF	R/R	6-1	200	Jr.	Spartanburg, S.C./Broome
40	Anthony Garcia	RHP	R/R	6-4	185	Jr.	Happy Valley, Ore./Clackamas

HEAD COACH TODD INTERDONATO

Alma mater: UNC Asheville, 2000
Hometown: Phoenix, Ariz.
Career record (years): 251-314 (10)
School record (years): Same
SoCon record (years): 100-173 (10)
SoCon Championship record (appearances): 6-10 (5)
NCAA appearances: 0

Assistant coaches

J.J. Edwards 6th season (Sacred Heart, 2010)
Seth Cutler-Voltz 2nd season (VCU, 2012)
Josh Schulman 2nd season (Rochester, 2015)





SENIOR ADAM SCOTT

2017 RESULTS (28-30, 13-11 SOCON; 5TH)

Date	Opponent	Result	Date	Opponent	Result
F17	at Florida A&M	L, 4-17	A9	VMI* (SDN)	W, 13-3 (8)
F18	at Florida A&M	W, 3-2	A11	at UNC Asheville	W, 17-8
F19	at Florida A&M	L, 7-8	A13	at UNC* (YouTube)	W, 13-4
F22	at Presbyterian	L, 1-6	A14	at UNC* (YouTube)	W, 8-7
F24	JAMES MADISON (SDN)	L, 1-5	A15	at UNC* (YouTube)	L, 12-13
F25	GEORGETOWN (SDN)	W, 18-11	A21	SAMFORD* (SDN)	W, 7-5
F26	UNC ASHEVILLE (SDN)	L, 6-7	A22	SAMFORD* (SDN)	L, 2-8
F28	at #12 Clemson	L, 2-9	A22	SAMFORD* (SDN)	W, 6-3
M3	PITTSBURGH (SDN)	W, 4-3	A25	vs. Charleston Southern^	L, 2-5
M4	WRIGHT STATE (SDN)	L, 0-3	A28	at ETSU* (SDN)	L, 5-6
M5	at USC Upstate	L, 10-14	A29	at ETSU* (SDN)	W, 14-5
M7	LA SALLE (SDN)	L, 6-7	A30	at ETSU* (SDN)	W, 11-8
M8	LONGWOOD (SDN)	W, 6-5	M3	at #25 South Carolina	L, 5-9
M10	MONMOUTH (SDN)	W, 16-4	M5	at Western Carolina*	L, 3-9
M11	LA SALLE (SDN)	W, 6-1	M6	at Western Carolina*	L, 7-10
M11	MONMOUTH (SDN)	L, 4-6	M6	at Western Carolina*	W, 18-3 (7)
M16	USC UPSTATE (SDN)	W, 4-2	M9	at Winthrop (Big South Network)	L, 3-4
M17	YALE (SDN)	W, 3-2	M10	at USC Upstate	L, 5-6
M18	YALE (SDN)	W, 6-2	M12	MERCER* (SDN)	W, 5-4
M18	YALE (SDN)	L, 15-18	M14	MERCER* (SDN)	L, 6-7
M19	YALE (SDN)	L, 8-17	M14	MERCER* (SDN)	L, 7-11
M22	WINTHROP (SDN)	L, 6-10	M18	at The Citadel* (SDN)	L, 0-1
M24	FURMAN* (SDN)	W, 9-8 (10)	M19	at The Citadel* (SDN)	W, 7-4
M25	FURMAN* (SDN)	W, 21-2	M20	at The Citadel* (SDN)	W, 4-2
M25	FURMAN* (SDN)	L, 4-12	M24	vs. Furman-S (SDN)	L, 3-13 (7)
M29	vs. Presbyterian%	W, 10-9	M25	vs. VMI-S (SDN)	L, 5-6 (10)
A1	at Villanova	W, 7-3 (7)			
A2	at Villanova	W, 13-0			
A4	at Navy	W, 6-3			
A7	VMI* (SDN)	L, 3-4			
A8	VMI* (SDN)	L, 1-8			

* - Southern Conference game

% - Fluor Field; Greenville, S.C.

^ - Lexington County Baseball Stadium (Lexington, S.C.)

\$ - SoCon Championship (Fluor Field; Greenville, S.C.)

2017 STATISTICS

Batting	AVG	GP	GS	AB	R	H	2B	3B	HR	RBI	TB	SLG%	BB	HBP	SO	GDP	OB%	SF	SH	SB	ATT	PO	A	E	FLD%
McClain Bradley	.365	43	43	170	48	62	15	1	8	35	103	.606	21	3	35	7	.437	3	1	17	22	92	2	4	.959
Brett Hash	.320	58	58	225	48	72	12	0	13	53	123	.547	25	10	51	5	.410	1	1	9	11	393	26	4	.991
Max McDougald	.311	58	57	212	35	66	8	0	2	30	80	.377	18	2	30	4	.371	0	5	9	10	39	94	9	.937
Kody Ruedisili	.307	58	57	218	45	67	8	6	5	25	102	.468	33	6	52	5	.409	2	6	11	16	179	12	2	.990
Carson Waln	.300	49	47	170	39	51	10	2	5	34	80	.471	22	4	49	1	.389	2	5	16	20	261	11	3	.989
Reed Massey	.297	57	54	195	28	58	10	1	6	40	88	.451	10	5	53	1	.344	2	5	15	17	94	111	11	.949
Mack Nathanson	.254	57	57	197	45	50	14	0	12	44	100	.508	28	9	52	0	.366	4	2	12	15	124	6	6	.956
Alex Malsch	.237	54	49	152	30	36	3	1	1	18	44	.289	16	5	51	2	.324	3	9	11	12	76	121	12	.943
Dorian Jenkins	.333	11	0	3	3	1	0	0	0	0	1	.333	0	0	2	0	.333	0	0	0	1	2	0	1	.667
Alec Cargin	.318	17	2	22	3	7	3	1	0	1	12	.545	1	1	8	0	.360	0	0	0	0	16	1	0	1.000
Brett Rodriguez	.293	47	27	99	22	29	3	3	1	17	41	.414	22	2	26	0	.427	1	5	12	12	14	39	9	.855
Cody Miller	.282	34	29	103	25	29	5	0	10	27	64	.621	11	4	31	1	.373	0	2	1	1	137	16	1	.994
Stone Pellegrino	.269	13	4	26	6	7	1	0	1	9	11	.423	1	0	5	0	.296	0	0	0	0	2	0	0	1.000
Andrew Orzel	.265	40	27	98	14	26	4	0	1	22	33	.337	7	5	14	2	.339	2	1	10	11	23	14	1	.974
Ty Reginelli	.241	30	11	58	9	14	3	0	0	6	17	.293	7	1	20	0	.324	2	0	1	1	24	0	0	1.000
Dylan May	.240	26	0	25	2	6	2	0	1	3	11	.440	4	1	9	1	.367	0	0	0	0	0	2	0	1.000
Matt Ellmyer	.000	4	0	1	4	0	0	0	0	0	0	.000	0	1	1	0	.500	0	0	0	0	7	9	1	.941
Davis Keller	.000	3	0	1	0	0	0	0	0	0	0	.000	0	0	1	0	.000	0	0	0	0	0	0	0	.000
Totals	.294	58	58	1975	406	581	101	15	66	364	890	.461	226	59	490	29	.379	23	42	124	149	1504	526	74	.965
Opponents	.297	58	58	1999	372	594	99	12	60	328	917	.449	174	60	403	26	.367	26	41	32	46	1504	559	67	.969

LOB - Team (416), Opp (424). DPs turned - Team (37), Opp (43). CI - Team (0), Opp (1). IBB - Team (3), Hash 2, Bradley, M. 1, Opp (4). Picked off - Orzel 3, Malsch 2, Rodriguez 2, Nathanson 1, McDougald 1, Miller 1, Ruedisili 1, Massey 1, Waln 1, Bradley, M. 1, Hash 1.

Pitching	ERA	W	L	APP	GS	CG	SHO	CBO	SV	IP	H	R	ER	BB	SO	2B	3B	HR	AB	B/Avg	WP	HBP	BK	SFA	SHA
Austin Higginboth	4.88	6	5	17	14	3	1	0	0	94.0	105	61	51	29	66	14	3	12	376	.279	6	8	1	0	9
Adam Scott	4.92	6	6	15	15	1	0	0	0	93.1	104	59	51	24	108	14	1	9	359	.290	6	8	0	9	9
Spencer Kulman	5.30	8	4	17	13	2	0	1	1	86.2	91	59	51	29	69	15	2	15	337	.270	11	2	0	3	6
David Ehmen	1.80	0	0	12	0	0	0	1	0	5.0	6	3	1	6	3	2	0	0	19	.316	0	2	0	0	1
Chris Sheehan	3.29	4	2	13	6	0	0	0	0	38.1	53	28	14	10	24	10	0	3	162	.327	5	1	0	2	2
Matt Ellmyer	4.36	1	3	21	4	0	0	0	2	53.2	62	30	26	13	30	11	3	4	209	.297	7	4	2	2	5
Reese Maniscalco	5.40	1	2	21	0	0	0	0	2	23.1	25	14	14	9	18	4	0	4	88	.284	4	2	0	1	3
Merritt Huber	6.11	0	2	24	0	0	0	0	1	17.2	21	16	12	4	11	6	0	1	72	.292	0	6	0	1	3
Rasesh Pandya	6.75	0	0	7	0	0	0	1	0	8.0	19	10	6	2	8	3	0	1	41	.463	1	0	0	1	0
Quintin Pile	7.27	0	0	10	0	0	0	1	0	8.2	10	8	7	7	6	3	0	1	32	.313	3	1	0	1	1
Jordan Accetta	7.91	1	2	18	0	0	0	0	4	19.1	26	24	17	17	23	5	1	2	81	.321	3	3	0	2	2
Jake Hershman	8.44	1	1	16	2	0	0	0	0	21.1	30	22	20	5	18	6	0	4	91	.330	8	8	0	0	0
Grant Byers	9.00	0	2	7	1	0	0	0	0	12.0	20	13	12	5	7	3	1	2	54	.370	0	0	0	1	0
Cole Bradley	9.00	0	0	10	0	0	0	0	1	6.0	9	7	6	1	4	1	1	1	28	.321	1	1	1	0	0
Elliot Lance	9.64	0	0	12	2	0	0	1	0	14.0	13	18	15	13	8	2	0	1	50	.260	3	14	2	3	0
Totals	5.44	28	29	58	58	6	2	1	11	501.1	594	372	303	174	403	99	12	60	1999	.297	58	60	6	26	41
Opponents	5.92	29	28	58	58	1	2	2	12	501.1	581	406	330	226	490	101	15	66	1975	.294	58	59	5	23	42

PB - Team (6), Waln 4, Cargin 1, Miller 1, Opp (14). Pickoffs - Team (15), Kulman 3, Lance 2, Huber 2, Higginbotham 2, Scott 2, Sheehan 2, Byers 1, Ellmyer 1, Opp (15). SBA/ATT - Waln (15-21), Miller (14-18), Higginbotham (7-10), Scott (2-6), Ellmyer (3-6), Sheehan (3-4), Accetta (4-4), Kulman (3-4), Byers (2-3), Cargin (3-3), Lance (2-3), Pile (1-1), Hershman (1-1), Huber (1-1), Ehmen (1-1), Maniscalco (1-1), Pandya (1-1).

2017 SOUTHERN CONFERENCE STANDINGS

Team	Conference Record	Pct	Home	Away	Overall Record	Pct	Home	Away	Neutral
Mercer	17-6	.739	6-5	11-1	39-17	.696	19-10	20-7	0-0
Western Carolina	15-8	.652	8-4	7-4	28-28	.500	13-11	14-13	1-4
UNCG\$	14-10	.583	8-4	6-6	36-24	.600	22-10	12-14	2-0
Furman	14-10	.583	8-4	6-6	33-28	.541	21-12	12-16	0-0
Wofford	13-11	.542	6-6	7-5	28-30	.483	14-14	13-15	1-1
Samford	11-13	.458	7-5	4-8	33-26	.559	22-11	11-15	0-0
ETSU	9-15	.375	4-8	5-7	30-29	.508	21-14	9-14	0-1
VMI	7-17	.292	3-9	4-8	24-34	.414	14-14	9-18	1-2
The Citadel	7-17	.292	5-7	2-10	16-35	.314	13-20	3-15	0-0

\$ - SoCon tournament champion

2017 SOUTHERN CONFERENCE CHAMPIONSHIP FLUOR FIELD • GREENVILLE, S.C.

May 23 (Tuesday)

Game 1: #9 VMI 8, #8 The Citadel 0

May 24 (Wednesday)

Game 2: #4 Furman 13, #5 Wofford 3 (7 innings)

Game 3: #1 Mercer 11, #9 VMI 6

Game 4: #7 ETSU 8, #2 Western Carolina 6

Game 5: #3 UNCG 6, #6 Samford 3

May 25 (Thursday)

Game 6: #9 VMI 6, #5 Wofford 5 (10 innings)

Game 7: #6 Samford 6, #2 Western Carolina 1

Game 8: #4 Furman 6, #1 Mercer 1

Game 9: #3 UNCG 6, #7 ETSU 4

May 26 (Friday)

Game 10: #6 Samford 5, #1 Mercer 4

Game 11: #7 ETSU 12, #9 VMI 11

May 27 (Saturday)

Game 12: #3 UNCG 12, #4 Furman 8

Game 13: #7 ETSU 16, #6 Samford 6 (8 innings)

Game 14: #4 Furman 8, #7 ETSU 6

May 28 (Sunday)

Game 15: #4 Furman 6, #3 UNCG 4

Game 16: #3 UNCG 13, #4 Furman 1 (7 innings)

Southern Conference Baseball Championship All-Tournament Team

SP – Grant Schuermann, Furman

SP – Josh Winder, VMI

RP – Jack Maynard, UNCG

C – Cameron Whitehead, Furman

1B – Michael Goss, UNCG

2B – Troy Dixon, Samford

SS – Tripp Shelton, UNCG

3B – Caleb Webster, UNCG

OF – Aaron Maher, ETSU

OF – Sky Overton, Furman

OF – Ben Spitznagel, UNCG

DH – Ayrtton Schafer, Samford

Most Outstanding Player (Walt Nadzak Award)

Tripp Shelton, Jr., SS, UNCG

2017 NCAA CLEMSON REGIONAL

June 2 (Friday)

NCAA Clemson Regional (Doug Kingsmore Stadium; Clemson, S.C.)

No. 1 Clemson 5, No. 4 UNCG 4

June 3 (Saturday)

NCAA Clemson Regional (Doug Kingsmore Stadium; Clemson, S.C.)

No. 4 UNCG 3, No. 3 St. John's 1

June 4 (Sunday)

NCAA Clemson Regional (Doug Kingsmore Stadium; Clemson, S.C.)

No. 1 Clemson 6, No. 4 UNCG 3



UNCG's Tripp Shelton earned the Walt Nadzak Most Outstanding Player Award at the Southern Conference Baseball Championship in 2017. Shelton hit .526 with one home run, nine RBIs and seven runs scored. The Spartans went 4-1 in the SoCon Championship, defeating Furman twice on the last day to advance to the NCAA Regional.

2017 YEAR IN REVIEW



COACHES ALL-CONFERENCE

Players of the Year

Ryan Hagan, Sr., SS, Mercer
Bryson Bowman, R-Sr., OF, Western Caro.

Pitcher of the Year

JP Sears, Jr., LHP, The Citadel

Freshman of the Year

Caleb Webster, 3B, UNCG

Coach of the Year

Craig Gibson, Mercer

First Team

SP JP Sears, The Citadel
SP Will Gaddis, Furman
RP Robert Broom, Mercer
C Hagen Owenby, ETSU
1B Brett Hash, Wofford
2B Danny Edgeworth, Mercer
2B Nobu Suzuki, Western Caro.
SS Ryan Hagan, Mercer
3B Caleb Webster, UNCG
OF Andrew Moritz, UNCG
OF Tyler Sharp, VMI
OF Bryson Bowman, Western Caro.
DH JT Thomas, Mercer

Second Team

SP Josh Winder, VMI
SP Bryan Sammons, Western Caro.
RP Wyatt Burns, Samford
C Carson Waln, Wofford
1B Brandon Elmy, Furman
2B Troy Dixon, Samford
SS Brett Pope, Western Carolina
3B Jonathan Sabo, The Citadel
OF Carter Grote, Furman
OF Ben Spitznagel, UNCG
OF McClain Bradley, Wofford
DH Cesar Trejo, UNCG

All-Freshman Team

Will Abbott, The Citadel
Bryce Leasure, The Citadel
Cullen Smith, ETSU
Dillon Love, Furman
Alex Crotty, Mercer
Caleb Webster, UNCG
Branden Fryman, Samford
Taylor Garri, Samford
Anthony Mulrine, Samford
Ayrton Schafer, Samford
Andrew Robinson, Western Carolina
Matt Ellmyer, Wofford
Brett Rodriguez, Wofford

SCSMA (MEDIA) ALL-CONFERENCE

Player of the Year

Bryson Bowman, R-Sr., OF, Western Caro.

Pitcher of the Year

JP Sears, Jr., LHP, The Citadel

Freshman of the Year

Caleb Webster, 3B, UNCG

Coach of the Year

Craig Gibson, Mercer

First Team

SP JP Sears, The Citadel
SP Will Gaddis, Furman
RP Robert Broom, Mercer
C Hagen Owenby, ETSU
1B Brett Hash, Wofford
2B Nobu Suzuki, Western Caro.
SS Ryan Hagan, Mercer
3B Caleb Webster, UNCG
OF Andrew Moritz, UNCG
OF Tyler Sharp, VMI
OF Bryson Bowman, Western Caro.
DH JT Thomas, Mercer

Second Team

SP Josh Winder, VMI
SP Bryan Sammons, Western Caro.
RP Wyatt Burns, Samford
C Carson Waln, Wofford
1B Brandon Elmy, Furman
2B Danny Edgeworth, Mercer
SS Brett Pope, Western Carolina
3B Taylor Garri, Samford
OF Carter Grote, Furman
OF Ben Spitznagel, UNCG
OF McClain Bradley, Wofford
DH Cody Miller, Wofford

PLAYERS OF THE WEEK

Feb. 20	Chris Cook, ETSU
Feb. 27	Charlie Madden, MER
March 6	Will Malbon, VMI
March 13	Austin Embler, UNCG
March 20	JT Thomas, MER
March 27	Charlie Madden, MER
April 3	Bryson Bowman, WCU
April 10	Taylor Garri, SAM
April 17	JT Thomas, MER
April 24	Matt Smith, WCU
May 1	Carson Waln, WOF
May 8	Tyler Sharp, VMI
May 15	Ryan Hagan, MER
May 21	Hagen Owenby, ETSU

PITCHERS OF THE WEEK

Feb. 20	Matt Frisbee, UNCG
Feb. 27	JP Sears, CIT
March 6	Adam Scott, WOF
March 13	Bryan Sammons, WCU
March 20	Blake Smith, ETSU
March 27	JP Sears, CIT
April 3	Josh Winder, VMI
April 10	Ryan Askew, MER
April 17	Matthew Quarles, FUR
April 24	Robert Broom, MER
May 1	Stephen Jones, SAM
May 8	JP Sears, CIT
May 15	Will Gaddis, FUR
May 21	Mikhail Cazenave, SAM

PLAYERS OF THE MONTH

February	Danny Edgeworth, MER
March	Caleb Webster, UNCG
April	Bryson Bowman, WCU
May	Cameron Whitehead, FUR

PITCHERS OF THE MONTH

February	Matt Frisbee, RHP, UNCG
March	JP Sears, LHP, CIT
April	Robert Broom, RHP, MER
May	Will Gaddis, RHP, FUR



Furman's Will Gaddis was the first SoCon player off the board in the 2017 MLB First-Year Player Draft. The 2016 SoCon Pitcher of the Year was selected in the third round with the 86th overall pick by the Colorado Rockies.

MLB DRAFT

The Southern Conference had 14 players selected in the 2017 MLB First-Year Player Draft, with Furman's Will Gaddis going in the third round at No. 86 overall. Mercer and Samford led the way with three selections apiece.

Name, SoCon team	MLB	Rd	Overall
Will Gaddis, Furman	COL	3	86
Bryan Sammons, Western Carolina	MIN	8	226
Jared Brasher, Samford	WAS	8	253
JP Sears, The Citadel	SEA	11	333
Hagen Owenby, ETSU	ATL	12	350
Kevin Williams, Samford	LAA	13	385
Jack Maynard, UNCG	ARI	21	622
Brett Pope, Western Carolina	PIT	22	658
Danny Edgeworth, Mercer	COL	23	686
T.J. Dixon, Samford	MIN	24	706
Charlie Madden, Mercer	BOS	24	731
Ben Spitznagel, UNCG	OAK	27	801
Ryan Askew, Mercer	TAM	29	859
Peyton Maddox, VMI	SF	33	996

TEAM BATTING LEADERS

	AVG	G	AB	R	H	2B	3B	HR	RBI	TB	SLG%	BB	HBP	SO	GDP	OB%	SF	SH	SB	ATT	PO	A	E	FLD%
UNCG	.320	60	2076	438	665	106	33	45	400	972	.468	218	33	361	32	.388	31	47	58	84	1572	601	48	.978
Furman	.312	61	2167	410	676	125	14	69	368	1036	.478	206	51	370	42	.381	25	35	42	62	1614	575	71	.969
ETSU	.309	59	2118	426	654	130	13	60	392	990	.467	245	39	378	29	.387	23	42	66	83	1578	541	65	.970
Western Carolina	.304	56	1943	376	591	104	11	52	346	873	.449	210	68	342	44	.386	29	25	60	88	1466	589	63	.970
Mercer	.295	56	1927	405	569	123	2	79	373	933	.484	299	60	443	23	.401	26	74	70	90	1524	578	57	.974
Wofford	.294	58	1975	406	581	101	15	66	364	910	.461	226	59	490	29	.379	23	42	124	149	1504	526	74	.965
Samford	.290	59	1996	347	578	89	11	53	320	848	.425	216	50	445	17	.370	19	39	54	71	1533	556	71	.967
VMI	.263	58	1996	327	525	94	14	77	304	878	.440	237	51	608	29	.353	16	20	39	65	1548	591	73	.967
The Citadel	.238	51	1696	219	403	71	7	33	196	587	.346	174	45	485	26	.323	13	34	29	41	1347	444	66	.964
Totals	.293	518	17894	3354	5242	943	120	534	3063	8027	.449	2031	456	3922	271	.375	205	358	542	733	1368	5001	588	.969



UNCG's Andrew Moritz led the SoCon in batting average for the second consecutive year in 2017, hitting .392 to rank ninth in the NCAA.

Total bases

Furman	1036
ETSU	990
UNCG	972
Mercer	933
Wofford	910
VMI	878
Western Carolina	873
Samford	848
The Citadel	587

Total plate appearances

Furman	2487
ETSU	2467
UNCG	2407
Mercer	2386
Wofford	2326
VMI	2321
Samford	2321
Western Carolina	2276
The Citadel	1962

At bats

Furman	2167
ETSU	2118
UNCG	2076
Samford	1996
VMI	1996
Wofford	1975
Western Carolina	1943
Mercer	1927
The Citadel	1696

Walks

Mercer	299
ETSU	245
VMI	237
Wofford	226
UNCG	218
Samford	216
Western Carolina	210
Furman	206
The Citadel	174

Hit by pitch

Western Carolina	68
Mercer	60
Wofford	59
Furman	51
VMI	51
Samford	50
The Citadel	45
ETSU	39
UNCG	33

Strikeouts

VMI	608
Wofford	490
The Citadel	485
Samford	445
Mercer	443
ETSU	378
Furman	370
UNCG	361
Western Carolina	342

Sacrifice bunts

Mercer	74
UNCG	47
Wofford	42
ETSU	42
Samford	39
Furman	35
The Citadel	34
Western Carolina	25
VMI	20

Sacrifice flies

UNCG	31
Western Carolina	29
Mercer	26
Furman	25
Wofford	23
ETSU	23
Samford	19
VMI	16
The Citadel	13

Stolen bases

Wofford	124
Mercer	70
ETSU	66
Western Carolina	60
UNCG	58
Samford	54
Furman	42
VMI	39
The Citadel	29

Caught stealing

Western Carolina	28
VMI	26
UNCG	26
Wofford	25
Mercer	20
Furman	20
Samford	17
ETSU	17
The Citadel	12

Steal attempts

Wofford	149
Mercer	90
Western Carolina	88
UNCG	84
ETSU	83
Samford	71
VMI	65
Furman	62
The Citadel	41

Grounded into DP

Western Carolina	44
Furman	42
UNCG	32
VMI	29
ETSU	29
Wofford	29
The Citadel	26
Mercer	23
Samford	17

Batting average

UNCG	.320
Furman	.312
ETSU	.309
Western Carolina	.304
Mercer	.295
Wofford	.294
Samford	.290
VMI	.263
The Citadel	.238

Slugging percentage

Mercer	.484
Furman	.478
UNCG	.468
ETSU	.467
Wofford	.461
Western Carolina	.449
VMI	.440
Samford	.425
The Citadel	.346

On-base percentage

Mercer	.401
UNCG	.388
ETSU	.387
Western Carolina	.386
Furman	.381
Wofford	.379
Samford	.370
VMI	.353
The Citadel	.323

Runs scored

UNCG	438
ETSU	426
Furman	410
Wofford	406
Mercer	405
Western Carolina	376
Samford	347
VMI	327
The Citadel	219

Hits

Furman	676
UNCG	665
ETSU	654
Western Carolina	591
Wofford	581
Samford	578
Mercer	569
VMI	525
The Citadel	403

Runs batted in

UNCG	400
ETSU	392
Mercer	373
Furman	368
Wofford	364
Western Carolina	346
Samford	320
VMI	304
The Citadel	196

Doubles

ETSU	130
Furman	125
Mercer	123
UNCG	106
Western Carolina	104
Wofford	101
VMI	94
Samford	89
The Citadel	71

Triples

UNCG	33
Wofford	15
Furman	14
VMI	14
ETSU	13
Samford	11
Western Carolina	11
The Citadel	7
Mercer	2

Home runs

Mercer	79
VMI	77
Furman	69
Wofford	66
ETSU	60
Samford	53
Western Carolina	52
UNCG	45
The Citadel	33

2017 TEAM STATS



TEAM PITCHING LEADERS

	ERA	W	L	G	CG	SHO	CBO	SV	IP	H	R	ER	BB	SO	2B	3B	HR	AB	B/Avg	WP	HBP	BK	SFA	SHA
Samford	4.42	33	26	59	1	3	3	14	511.0	479	315	251	260	467	77	10	52	1910	.251	65	65	4	26	32
Mercer	4.82	39	17	56	1	2	2	11	508.0	589	311	272	184	522	95	6	56	2033	.290	57	29	3	13	38
Furman	4.85	33	28	61	5	2	2	11	538.0	588	338	290	156	421	101	10	69	2125	.277	42	37	3	20	33
UNCG	4.93	36	24	60	2	1	1	19	524.0	531	333	287	231	487	120	9	45	2012	.264	78	49	8	14	34
Wofford	5.44	28	29	58	6	2	1	11	501.1	594	372	303	174	403	99	12	60	1999	.297	58	60	6	26	41
The Citadel	5.55	16	35	51	2	3	2	9	449.0	502	331	277	220	479	84	12	37	1766	.284	48	65	5	21	46
ETSU	5.61	30	29	59	2	2	0	10	526.0	609	388	328	231	461	110	16	65	2072	.294	42	48	3	21	49
Western Carolina	5.73	28	28	56	1	2	2	11	488.2	565	352	311	249	439	104	16	57	1927	.293	60	48	3	25	36
VMI	6.14	24	34	58	4	3	2	10	516.0	612	400	352	243	454	122	11	73	2056	.298	66	66	9	26	37
Totals	5.27	267	250	518	24	20	15	106	4562.0	5069	3140	2671	1948	4133	912	102	514	17900	.283	516	467	44	192	.969

Earned run average

Samford	4.42
Mercer	4.82
Furman	4.85
UNCG	4.93
Wofford	5.44
The Citadel	5.55
ETSU	5.61
Western Carolina	5.73
VMI	6.14

Losses

The Citadel	35
VMI	34
Wofford	29
ETSU	29
Furman	28
Western Carolina	28
Samford	26
UNCG	24
Mercer	17

Runs allowed

Mercer	311
Samford	315
The Citadel	331
UNCG	333
Furman	338
Western Carolina	352
Wofford	372
ETSU	388
VMI	400

Walks allowed

Furman	156
Wofford	174
Mercer	184
The Citadel	220
UNCG	231
ETSU	231
VMI	243
Western Carolina	249
Samford	260

Triples allowed

Mercer	6
UNCG	9
Furman	10
Samford	10
VMI	11
The Citadel	12
Wofford	12
Western Carolina	16
ETSU	16

Opposing bat average

Samford	.251
UNCG	.264
Furman	.277
The Citadel	.284
Mercer	.290
Western Carolina	.293
ETSU	.294
Wofford	.297
VMI	.298

Saves

UNCG	19
Samford	14
Furman	11
Western Carolina	11
Wofford	11
Mercer	11
VMI	10
ETSU	10
The Citadel	9

Earned runs allowed

Samford	251
Mercer	272
The Citadel	277
UNCG	287
Furman	290
Wofford	303
Western Carolina	311
ETSU	328
VMI	352

Doubles allowed

Samford	77
The Citadel	84
Mercer	95
Wofford	99
Furman	101
Western Carolina	104
ETSU	110
UNCG	120
VMI	122

Home runs allowed

The Citadel	37
UNCG	45
Samford	52
Mercer	56
Western Carolina	57
Wofford	60
ETSU	65
Furman	69
VMI	73

Innings pitched

Furman	538.0
ETSU	526.0
UNCG	524.0
VMI	516.0
Samford	511.0
Mercer	508.0
Wofford	501.1
Western Carolina	488.2
The Citadel	449.0

Runners picked off

Wofford	15
The Citadel	12
ETSU	11
Western Carolina	11
UNCG	10
VMI	9
Samford	7
Mercer	6
Furman	6

Batters struck out

Mercer	522
UNCG	487
The Citadel	479
Samford	467
ETSU	461
VMI	454
Western Carolina	439
Furman	421
Wofford	403

Sacrifice bunts allowed

UNCG	57
Furman	47
Western Carolina	43
Mercer	41
ETSU	39
Samford	35
Wofford	35
VMI	30
The Citadel	29

Batters struck out looking

Mercer	179
The Citadel	148
Samford	140
Furman	136
ETSU	131
Western Carolina	129
VMI	127
Wofford	126
UNCG	112

Sacrifice flies allowed

ETSU	49
The Citadel	46
Wofford	41
Mercer	38
VMI	37
Western Carolina	36
UNCG	34
Furman	33
Samford	32

Wins

Mercer	39
UNCG	36
Samford	33
Furman	33
ETSU	30
Western Carolina	28
Wofford	28
VMI	24
The Citadel	16

Hits allowed

Samford	479
The Citadel	502
UNCG	531
Western Carolina	565
Furman	588
Mercer	589
Wofford	594
ETSU	609
VMI	612



Samford reliever Wyatt Burns led the SoCon with 12 saves in 2016. The right-hander was named to the 2018 NCBWA Pre-season Stopper of the Year Award watch list.

Wild pitches

UNCG	78
VMI	66
Samford	65
Western Carolina	60
Wofford	58
Mercer	57
The Citadel	48
Furman	42
ETSU	42

Balks

VMI	9
UNCG	8
Wofford	6
The Citadel	5
Samford	4
Furman	3
ETSU	3
Mercer	3
Western Carolina	3

Hit batters

VMI	66
The Citadel	65
Samford	65
Wofford	60
UNCG	49
Western Carolina	48
ETSU	48
Furman	37
Mercer	29

Intentional BB allowed

Mercer	15
ETSU	14
Furman	8
UNCG	8
Samford	7
VMI	6
The Citadel	4
Wofford	4
Western Carolina	3

TEAM FIELDING LEADERS

Team	C	PO	A	E	FLD%	DPs	SBA	CSB	SBA%	PB	CI
UNCG	2221	1572	601	48	.978	40	48	17	.738	19	1
Mercer	2159	1524	578	57	.974	43	56	20	.737	12	1
Western Carolina	2118	1466	589	63	.970	45	45	24	.652	14	1
ETSU	2184	1578	541	65	.970	52	34	17	.667	10	1
Furman	2260	1614	575	71	.969	33	63	26	.708	6	0
Samford	2160	1533	556	71	.967	48	47	32	.595	14	2
VMI	2212	1548	591	73	.967	48	68	29	.701	9	1
Wofford	2104	1504	526	74	.965	37	32	14	.696	6	0
The Citadel	1857	1347	444	66	.964	32	38	16	.704	12	0
Totals	19275	13686	5001	588	.969	378	431	195	.688	102	7

Fielding percentage

UNCG	.978
Mercer	.974
Western Carolina	.970
ETSU	.970
Furman	.969
Samford	.967
VMI	.967
Wofford	.965
The Citadel	.964

Chances

Furman	2260
UNCG	2221
VMI	2212
ETSU	2184
Samford	2160
Mercer	2159
Western Carolina	2118
Wofford	2104
The Citadel	1857

Putouts

Furman	1614
ETSU	1578
UNCG	1572
VMI	1548
Samford	1533
Mercer	1524
Wofford	1504
Western Carolina	1466
The Citadel	1347

Assists

UNCG	601
VMI	591
Western Carolina	589
Mercer	578
Furman	575
Samford	556
ETSU	541
Wofford	526
The Citadel	444

Errors

Wofford	74
VMI	73
Samford	71
Furman	71
The Citadel	66
ETSU	65
Western Carolina	63
Mercer	57
UNCG	48

Fielding double plays

ETSU	52
VMI	48
Samford	48
Western Carolina	45
Mercer	43
UNCG	40
Wofford	37
Furman	33
The Citadel	32



Furman outfielder Landon Kay had a perfect fielding percentage in 2017. As a junior, Kay started 52 games without committing an error in 113 chances, hitting .332 and smacking 11 home runs.



ETSU's Christian Bailey led the league with 482 putouts. The first baseman started 58 games for the Bucs in 2017.

Stolen bases against

VMI	68
Furman	63
Mercer	56
UNCG	48
Samford	47
Western Carolina	45
The Citadel	38
ETSU	34
Wofford	32

Caught stealing by

Samford	32
VMI	29
Furman	26
Western Carolina	24
Mercer	20
UNCG	17
ETSU	17
The Citadel	16
Wofford	14

Steal attempts against

VMI	97
Furman	89
Samford	79
Mercer	76
Western Carolina	69
UNCG	65
The Citadel	54
ETSU	51
Wofford	46

Passed balls

UNCG	19
Western Carolina	14
Samford	14
Mercer	12
The Citadel	12
ETSU	10
VMI	9
Furman	6
Wofford	6

Catcher's interference

Samford	2
Western Carolina	1
VMI	1
UNCG	1
ETSU	1
Mercer	1

2017 INDIVIDUAL STATS



INDIVIDUAL BATTING LEADERS

Batting average

Andrew Moritz, UNCG	.392
Caleb Webster, UNCG	.383
Bryson Bowman, WCU	.381
McClain Bradley, WOF	.365
Matt Pita, VMI	.364
JT Thomas, MER	.357
Ben Spitznagel, UNCG	.355
Hunter Parker, ETSU	.351
Chris Cook, ETSU	.350
Tyler Tharp, VMI	.348

Slugging percentage

Tyler Tharp, VMI	.647
Ayrton Schafer, SAM	.634
Cameron Whitehead, FUR	.629
JT Thomas, MER	.624
Bryson Bowman, WCU	.619
McClain Bradley, WOF	.606
Charlie Madden, MER	.594
Matt Pita, VMI	.583
Hagen Owenby, ETSU	.573
Brandon Elmy, FUR	.559

On-base percentage

Bryson Bowman, WCU	.470
JT Thomas, MER	.454
Andrew Moritz, UNCG	.450
Tyler Tharp, VMI	.444
Ben Spitznagel, UNCG	.440
Hagen Owenby, ETSU	.438
McClain Bradley, WOF	.437
Matt Pita, VMI	.429
Alex Hanson, MER	.429
Hunter Parker, ETSU	.427

Runs scored

Chris Cook, ETSU	62
Aaron Maher, ETSU	62
Andrew Moritz, UNCG	60
Carter Grote, FUR	59
Ryan Hagan, MER	58
Brett Pope, WCU	57
Ben Spitznagel, UNCG	54
Hagen Owenby, ETSU	54
Bryson Bowman, WCU	52
Tyler Tharp, VMI	50

Hits

Andrew Moritz, UNCG	94
Chris Cook, ETSU	91
Aaron Maher, ETSU	83
Brett Pope, WCU	83
Bryson Bowman, WCU	83
Carter Grote, FUR	82
Christian Bailey, ETSU	82
Hagen Owenby, ETSU	81
T.J. Dixon, SAM	79
Sky Overton, FUR	79

Runs batted in

JT Thomas, MER	62
Bryson Bowman, WCU	59
Charlie Madden, MER	56
Cesar Trejo, UNCG	56
Carter Grote, FUR	56
Michael Goss, UNCG	55
Brett Hash, WOF	53
Matt Smith, WCU	53
Hagen Owenby, ETSU	51
Brandon Elmy, FUR	49

Doubles

Chris Cook, ETSU	22
JT Thomas, MER	20
Christian Bailey, ETSU	18
Aaron Maher, ETSU	17
Charlie Madden, MER	16
Peyton Maddox, VMI	16
Matt Smith, WCU	16
Carter Grote, FUR	16
5 tied at	15

Triples

Kody Ruedisili, WOF	6
Andrew Moritz, UNCG	6
Caleb Webster, UNCG	5
Carter Grote, FUR	5
Ryne Sigmon, UNCG	4
T.J. Dixon, SAM	4
Ben Spitznagel, UNCG	4
6 tied at	3

Home runs

Collin Fleischer, VMI	17
Charlie Madden, MER	17
Tyler Tharp, VMI	16
Hagen Owenby, ETSU	13
Cameron Whitehead, FUR	13
Brett Hash, WOF	13
5 tied at	12

Total bases

Chris Cook, ETSU	143
Tyler Tharp, VMI	143
Bryson Bowman, WCU	135
Hagen Owenby, ETSU	134
Carter Grote, FUR	132
JT Thomas, MER	131
Charlie Madden, MER	126
Brandon Elmy, FUR	123
Brett Hash, WOF	123
Andrew Moritz, UNCG	123

Walks

Ryan Hagan, MER	41
Hagen Owenby, ETSU	40
Jacob Jay, VMI	38
Bryson Bowman, WCU	37
Austin Edens, SAM	36
Clay Martin, CIT	36
Matt Smith, WCU	36
Charlie Madden, MER	35
Blake Rowlett, ETSU	35
2 tied at	33

Hit by pitch

JT Thomas, MER	16
Nobu Suzuki, WCU	14
Carter Grote, FUR	13
Sky Overton, FUR	12
Matt Smith, WCU	11
Jackson Ware, MER	10
Brett Hash, WOF	10
Troy Dixon, SAM	9
Anthony Mulrine, SAM	9
Mack Nathanson, WOF	9

Sacrifice bunts

Jackson Ware, MER	22
Hunter Parker, ETSU	13
Branden Fryman, SAM	12
Tripp Shelton, UNCG	9
Taylor Garriss, SAM	9
Alex Hanson, MER	9
Alex Malsch, WOF	9
Sims Griffith, FUR	9
Seth Cunningham, ETSU	9
2 tied at	8

Sacrifice flies

Bryson Bowman, WCU	8
Christian Bailey, ETSU	6
Caleb Webster, UNCG	6
Cesar Trejo, UNCG	6
Matt Smith, WCU	5
Cullen Smith, ETSU	5
Hagen Owenby, ETSU	5
Ryan Hagan, MER	5
12 tied at	4

Stolen bases

Ryan Hagan, MER	24
T.J. Dixon, SAM	23
Alex Hanson, MER	21
Chris Cook, ETSU	19



In 2017, Wofford outfielder McClain Bradley ranked in the top 10 in the SoCon in batting average (.365), slugging percentage (.606) and on-base percentage (.437). Bradley was named to the 2018 preseason All-SoCon first team.

McClain Bradley, WOF	17	Sky Overton, FUR	20
Carson Waln, WOF	16	Carson Waln, WOF	20
Andrew Moritz, UNCG	16	Ben Spitznagel, UNCG	18
Aaron Maher, ETSU	15	Matt Dunlevy, VMI	18
Brett Pope, WCU	15		
Reed Massey, WOF	15		

Total plate appearances

Chris Cook, ETSU	300	Michael Diodato, VMI	73
Carter Grote, FUR	294	Peyton Maddox, VMI	69
Aaron Maher, ETSU	285	Collin Fleischer, VMI	68
Hagen Owenby, ETSU	281	Jordan Fucci, SAM	66
T.J. Dixon, SAM	281	Kevin Williams, Jr, SAM	63
Ryan Hagan, MER	279	Cesar Trejo, UNCG	63
Branden Fryman, SAM	279	Jacob Jay, VMI	62
Brett Pope, WCU	277	Clay Martin, CIT	61
Sky Overton, FUR	276	J.D. Davis, CIT	60
Andrew Moritz, UNCG	275	Charlie Madden, MER	57

At bats

Chris Cook, ETSU	260	Strikeouts	
Aaron Maher, ETSU	256	Matt Dunlevy, VMI	9
Carter Grote, FUR	247	Alex Hanson, MER	7
Branden Fryman, SAM	246	Sky Overton, FUR	7
Christian Bailey, ETSU	243	Nobu Suzuki, WCU	6
Brett Pope, WCU	243	Ben Spitznagel, UNCG	6
T.J. Dixon, SAM	242	Kody Ruedisili, WOF	5
Andrew Moritz, UNCG	240	Branden Fryman, SAM	5
Sky Overton, FUR	235	McClain Bradley, WOF	5
Hagen Owenby, ETSU	234	13 tied at	4

Steal attempts

Garrett Brown, WCU	42	Grounded into DP	
Alex Hanson, MER	28	Matt Smith, WCU	9
T.J. Dixon, SAM	27	Brandon Elmy, FUR	8
Ryan Hagan, MER	27	Christian Bailey, ETSU	7
Chris Cook, ETSU	23	Andrew Moritz, UNCG	7
McClain Bradley, WOF	22	McClain Bradley, WOF	7
Andrew Moritz, UNCG	20	Bryson Bowman, WCU	6
		Cameron Blaquiére, WCU	6
		Jake Crawford, FUR	6
		Carter Grote, FUR	6
		Andrew Robinson, WCU	6

INDIVIDUAL PITCHING LEADERS

Earned run average

Will Gaddis, FUR	1.89
Robert Broom, MER	2.04
JP Sears, CIT	2.64
Cody Shelton, SAM	2.69
Bryan Sammons, WCU	3.02
Josh Winder, VMI	3.59
Ryan Simpler, ETSU	3.99
Andrew Wantz, UNCG	4.08
Matt Frisbee, UNCG	4.10
Grant Schuermann, FUR	4.19

Opposing bat average

Robert Broom, MER	.195
JP Sears, CIT	.204
Will Gaddis, FUR	.213
Bryan Sammons, WCU	.223
Andrew Wantz, UNCG	.234
Cody Shelton, SAM	.236
Matt Frisbee, UNCG	.238
Josh Winder, VMI	.246
Will Abbott, CIT	.250
Jack Maynard, UNCG	.254

Innings pitched

Josh Winder, VMI	107.2
Will Gaddis, FUR	105.0
Bryan Sammons, WCU	104.1
Grant Schuermann, FUR	96.2
Matt Frisbee, UNCG	96.2
JP Sears, CIT	95.1
Austin Higginbotha, WOF	94.0
Adam Scott, WOF	93.1
Bryce Hensley, UNCG	91.2
Blake Smith, ETSU	91.1

Batters struck out

JP Sears, CIT	142
Josh Winder, VMI	112
Bryan Sammons, WCU	108
Adam Scott, WOF	108
Brendan Nail, WCU	100
Ryan Simpler, ETSU	96
Austin Cox, MER	91
Will Gaddis, FUR	89
Blake Smith, ETSU	87
Robert Broom, MER	82

Batters struck out looking

JP Sears, CIT	43
Ryan Simpler, ETSU	41
Bryan Sammons, WCU	37
Adam Scott, WOF	36
Josh Winder, VMI	34
Mikhail Cazenave, SAM	30
Will Gaddis, FUR	28
Austin Cox, MER	28
Robert Broom, MER	27
2 tied at	26

Wins

Will Gaddis, FUR	9
Robert Broom, MER	8
Bryan Sammons, WCU	8
Dan Loats, UNCG	8
Matt Frisbee, UNCG	8
Spencer Kulman, WOF	8
JP Sears, CIT	7
Grant Schuermann, FUR	7
Josh Winder, VMI	7
Bryce Hensley, UNCG	7

Saves

Wyatt Burns, SAM	12
Nick Spear, MER	8
Chad Sykes, UNCG	7
Korey Anderson, WCU	5
Ryan Bennett, VMI	5
Andrew Wantz, UNCG	5
5 tied at	4

Appearances

Billy Greenfield, FUR	35
Robert Broom, MER	31
Jordan Buster, CIT	31
Korey Anderson, WCU	30
Christian Vann, MER	30
Peyton Taylor, ETSU	30
Heath Hawkins, FUR	29
4 tied at	28

Games started

Blake Smith, ETSU	17
Bryce Hensley, UNCG	17
Matt Frisbee, UNCG	16
8 tied at	15

Games finished

Wyatt Burns, SAM	27
Korey Anderson, WCU	22
Nick Spear, MER	20

Ryan Bennett, VMI	18
Andrew Wantz, UNCG	14
Billy Greenfield, FUR	13
Peyton Taylor, ETSU	13
Jake Crawford, FUR	12
B.J. Nobles, WCU	12
2 tied at	11

Games in relief

Billy Greenfield, FUR	35
Robert Broom, MER	31
Korey Anderson, WCU	30
Peyton Taylor, ETSU	30
Jordan Buster, CIT	30
Christian Vann, MER	30
Heath Hawkins, FUR	29
Nick Spear, MER	28
Derek Tremblay, VMI	28
Wyatt Burns, SAM	28

Sacrifice bunts allowed

Adam Scott, WOF	9
Will Abbott, CIT	9
Austin Higginbotha, WOF	9
Blake Smith, ETSU	9
Kevin Coulter, MER	8
Jack Maynard, UNCG	8
Ryan Askew, MER	8
Brendan Nail, WCU	8
3 tied at	7

Sacrifice flies allowed

Adam Scott, WOF	9
Will Gaddis, FUR	5
Dillon Bray, WCU	5
Brendan Nail, WCU	5
Tristan Baker, WCU	5
Jordan Buster, CIT	5
6 tied at	4

Losses

Brandon Barbery, VMI	9
Bryce Hensley, UNCG	8
Brendan Nail, WCU	8
Will Abbott, CIT	7
Mikhail Cazenave, SAM	7
Will Pillsbury, CIT	7
Adam Scott, WOF	6
Griffin Krieg, ETSU	6
Blake Smith, ETSU	6
Josh Winder, VMI	6

Runners picked off

JP Sears, CIT	6
Ryan Simpler, ETSU	6
Brendan Nail, WCU	4
Peyton Maddox, VMI	4
Spencer Kulman, WOF	3
Tristan Baker, WCU	3
Bryan Sammons, WCU	3
Bryce Hensley, UNCG	3
Anthony Mulrine, SAM	3
12 tied at	2

Wild pitches

Bryce Hensley, UNCG	12
Christian Vann, MER	12
Spencer Kulman, WOF	11
Bryan Sammons, WCU	11
Zak Kent, VMI	11
Stephen Jones, SAM	11
Ryan Askew, MER	10
Andrew Wantz, UNCG	10
Jack Maynard, UNCG	10
3 tied at	9

Balks

Matt Frisbee, UNCG	3
Ryan Bennett, VMI	3
Tristan Widra, SAM	2
Brandon Barbery, VMI	2
Elliot Lance, WOF	2
Jack Maynard, UNCG	2

Dan Loats, UNCG	2
Will Abbott, CIT	2
Matt Elmyer, WOF	2
24 tied at	1

Hit batters

Elliot Lance, WOF	14
JP Sears, CIT	13
Matthew Eagle, VMI	9
Zak Kent, VMI	9
Bryan Sammons, WCU	9
10 tied at	8

Intentional BB allowed

Robert Broom, MER	5
Ryan Bennett, VMI	5
Bryce Hensley, UNCG	4
11 tied at	2

Hits allowed

Robert Broom, MER	42
Cody Shelton, SAM	55
Andrew Wantz, UNCG	56
Will Abbott, CIT	62
Jack Maynard, UNCG	66
JP Sears, CIT	69
Tristan Baker, WCU	72
Matthew Eagle, VMI	75
Austin Cox, MER	81
Will Gaddis, FUR	81

Runs allowed

Robert Broom, MER	16
Cody Shelton, SAM	23
Will Gaddis, FUR	27
JP Sears, CIT	28
Andrew Wantz, UNCG	33
Jack Maynard, UNCG	36
Bryan Sammons, WCU	43
Tristan Baker, WCU	43
Kevin Coulter, MER	47
Austin Cox, MER	49

Earned runs allowed

Robert Broom, MER	14
Cody Shelton, SAM	19
Will Gaddis, FUR	22
JP Sears, CIT	28
Andrew Wantz, UNCG	31
Jack Maynard, UNCG	32
Bryan Sammons, WCU	35
Will Abbott, CIT	36
Kevin Coulter, MER	38
Ryan Simpler, ETSU	40

Walks allowed

Ryan Askew, MER	9
Grant Schuermann, FUR	11
Will Gaddis, FUR	16
Kevin Coulter, MER	17
Josh Winder, VMI	19
Mikhail Cazenave, SAM	20
Cody Shelton, SAM	22
Robert Broom, MER	23
Adam Scott, WOF	24
Brandon Barbery, VMI	25

Doubles allowed

Robert Broom, MER	5
Will Gaddis, FUR	7
Matthew Eagle, VMI	9
Cody Shelton, SAM	10
Kevin Coulter, MER	10
Andrew Wantz, UNCG	12
Jack Maynard, UNCG	13
Brandon Barbery, VMI	13
Will Abbott, CIT	13
Brendan Nail, WCU	13



Furman's Will Gaddis led the league in ERA (1.89) and wins (nine) in 2017.

2017 INDIVIDUAL STATS



INDIVIDUAL PITCHING LEADERS (CONT.)

Triples allowed

Austin Cox, MER	0
Will Abbott, CIT	0
Jack Maynard, UNCG	0
Matthew Eagle, VMI	0
Robert Broom, MER	0
Bryce Hensley, UNCG	1
Grant Schuermann, FUR	1
Will Gaddis, FUR	1
Dan Loats, UNCG	1
Adam Scott, WOF	1

Home runs allowed

Robert Broom, MER	1
Cody Shelton, SAM	3
Matt Frisbee, UNCG	4
Will Gaddis, FUR	5
Bryce Hensley, UNCG	5
Bryan Sammons, WCU	5
Will Abbott, CIT	5
Jack Maynard, UNCG	6
JP Sears, CIT	7
Kevin Coulter, MER	7



Mercer's Robert Broom led the SoCon in opposing batting average (.195), hits allowed (42), runs allowed (16) and home runs allowed, giving up just one long ball in all of 2017. Broom was named to the All-SoCon first team and was the Southern Conference Pitcher of the Month in April.

INDIVIDUAL FIELDING LEADERS

Fielding percentage

Bryce Leasure, CIT	1.000
Landon Kay, FUR	1.000
Bryson Bowman, WCU	1.000
Jackson Ware, MER	1.000
Andrew Robinson, WCU	1.000
Jabari Richards, FUR	1.000
Ty Reginelli, WOF	1.000
Barrett Charpia, CIT	1.000
Ben Upton, MER	1.000
Conrad Cornell, MER	1.000

Chances

Christian Bailey, ETSU	515
Peyton Maddox, VMI	495
Ryan Clinch, UNCG	492
Michael Goss, UNCG	490
Austin Edens, SAM	476
Brandon Elmy, FUR	452
Hagen Owenby, ETSU	444
Anthony Mulrine, SAM	429
Brett Hash, WOF	423
Hunter Bening, MER	404

Putouts

Christian Bailey, ETSU	482
Austin Edens, SAM	453
Michael Goss, UNCG	452
Brandon Elmy, FUR	428
Ryan Clinch, UNCG	420
Peyton Maddox, VMI	420
Hagen Owenby, ETSU	405
Brett Hash, WOF	393
Hunter Bening, MER	389
Anthony Mulrine, SAM	365

Assists

Ryan Hagan, MER	194
Branden Fryman, SAM	163
Jacob Jaye, VMI	163
Tripp Shelton, UNCG	162
Chris Cook, ETSU	153
Sims Griffith, FUR	149
Troy Dixon, SAM	145
Blake Rowlett, ETSU	144
Brett Pope, WCU	142
Austin Embler, UNCG	134

Fielding double plays

Christian Bailey, ETSU	49
Blake Rowlett, ETSU	44
Austin Edens, SAM	43
Chris Cook, ETSU	38
Troy Dixon, SAM	35
Ryan Hagan, MER	35
Nobu Suzuki, WCU	34
Michael Diodato, VMI	34
Hunter Bening, MER	33
Michael Goss, UNCG	33

Passed balls

Ryan Clinch, UNCG	15
Anthony Mulrine, SAM	12
Cole Buffington, CIT	10
Peyton Maddox, VMI	9
Justin Sparks, WCU	7
Hagen Owenby, ETSU	7
Charlie Madden, MER	7
Luke Robinson, WCU	4
JT Thomas, MER	4
Carson Waln, WOF	4

Catchers interference

Anthony Mulrine, SAM	2
JT Thomas, MER	1
Peyton Maddox, VMI	1
Spencer Holcomb, WCU	1
Hagen Owenby, ETSU	1

Steal attempts against

Peyton Maddox, VMI	87
Anthony Mulrine, SAM	63
Cameron Whitehead, FUR	57
Ryan Clinch, UNCG	54
Charlie Madden, MER	53
Hagen Owenby, ETSU	44
Spencer Holcomb, WCU	39
Bryce Leasure, CIT	30
Jason Costa, FUR	29
Josh Winder, VMI	23

Stolen bases against

Peyton Maddox, VMI	61
Ryan Clinch, UNCG	40
Cameron Whitehead, FUR	40
Charlie Madden, MER	38
Anthony Mulrine, SAM	34
Hagen Owenby, ETSU	29
Bryce Leasure, CIT	24
Spencer Holcomb, WCU	24
Jason Costa, FUR	23
Josh Winder, VMI	20

Caught stealing by

Anthony Mulrine, SAM	29
Peyton Maddox, VMI	26
Cameron Whitehead, FUR	17
Spencer Holcomb, WCU	15
Charlie Madden, MER	15
Hagen Owenby, ETSU	15
Ryan Clinch, UNCG	14
Matthew Eagle, VMI	9
Grant Schuermann, FUR	7
Cole Buffington, CIT	7

Errors

Jacob Jaye, VMI	21
Brett Pope, WCU	15
Cullen Smith, ETSU	15
Ryan Hagan, MER	14
Chris Cook, ETSU	14
Jake Crawford, FUR	13
Branden Fryman, SAM	13
J.D. Davis, CIT	13
Taylor Garis, SAM	13
3 tied at	12

YEARLY STANDINGS

REGULAR-SEASON CHAMPIONS

Year	School	W	L	Pct.
1954	Virginia Tech	10	4	.714
1955	West Virginia	7	2	.778
1956	George Washington	8	3	.727
1957	George Washington	12	1	.923
1958	Richmond	9	2	.818
	George Washington	9	2	.818
1959	George Washington	7	2	.778
1960	The Citadel	8	2	.800
	Richmond	8	2	.800
1961	West Virginia	8	2	.800
1962	West Virginia	9	2	.818
1963	West Virginia	13	1	.929
1964	West Virginia	14	2	.875
1965	Furman	9	2	.818
1966	East Carolina	12	3	.800
1967	West Virginia	13	3	.813
1968	East Carolina	8	1	.889
1969	Furman	11	3	.786
1970	East Carolina	13	6	.684
1971	The Citadel	11	5	.688
	Furman	11	5	.688
1972	Richmond	13	3	.813
1973	Appalachian State	11	3	.786
1974	East Carolina	12	2	.857
1975	The Citadel	11	3	.786
1976	Furman	11	2	.846
1977	East Carolina	15	1	.938
1978	Marshall	11	1	.917
1979	The Citadel	13	3	.813
1980	ETSU	14	1	.933
1981	ETSU	12	4	.750
	Marshall	12	4	.750
	Western Carolina	12	4	.750
1982	The Citadel	14	2	.875

Year	School	W	L	Pct.
1983	The Citadel	12	2	.857
1984	N-Appalachian State	12	2	.857
	S-Western Carolina	13	3	.813
1985	N-Appalachian State	14	3	.824
	S-Davidson	11	5	.688
1986	N-Appalachian State	15	2	.882
	S-Western Carolina	12	5	.706
1987	N-Appalachian State	10	2	.833
	S-Western Carolina	13	3	.813
1988	N-VMI	11	7	.611
	S-Western Carolina	14	3	.824
1989	Western Carolina	10	5	.667
1990	The Citadel	13	1	.920
1991	The Citadel	16	2	.889
1992	Western Carolina	17	4	.810
1993	Georgia Southern	18	5	.783
1994	Western Carolina	19	4	.826
1995	The Citadel	19	5	.792
1996	Georgia Southern	17	3	.850
1997	Georgia Southern	18	6	.750
	Western Carolina	18	6	.750
1998	UNCG	22	5	.815
1999	The Citadel	24	5	.828
2000	Georgia Southern	23	7	.767
	The Citadel	23	7	.767
2001	Georgia Southern	21	9	.700
2002	The Citadel	22	8	.733
2003	Western Carolina	22	8	.733
2004	College of Charleston	25	5	.833
2005	College of Charleston	27	3	.900
2006	Elon	21	6	.778
2007	Western Carolina	20	7	.741
	College of Charleston	20	7	.741
2008	Elon	19	8	.704

Year	School	W	L	Pct.
2009	Elon	23	4	.857
2010	The Citadel	24	6	.800
2011	Elon	23	7	.767
2012	Appalachian State	21	9	.700
	College of Charleston	21	9	.700
2013	Western Carolina	23	7	.767
2014	Western Carolina	20	6	.769
2015	Mercer	16	7	.696
2016	Mercer	16	8	.667
2017	Mercer	17	6	.739

REGULAR-SEASON CHAMPIONSHIPS BY SCHOOL

(Current schools)

The Citadel	13
Western Carolina	13
Furman	4
ETSU	2
Mercer	3
UNCG	1
VMI	1

(Former schools)

Appalachian State	6
West Virginia	6
East Carolina	5
Georgia Southern	5
College of Charleston	4
Elon	4
George Washington	4
Richmond	3
Marshall	2
Davidson	1
Virginia Tech	1

1954	Conference		Overall	
	W	L	W	L
Virginia Tech*	10	4	14	8
George Washington	6	4	16	7#
VMI	6	4	12	6
Richmond	6	4	9	10
The Citadel	3	2	5	9
West Virginia	5	4	13	7
Davidson	3	4	5	13
Furman	2	4	8	7
Washington & Lee	4	9	4	15
William & Mary	2	8	4	12

1955	Conference		Overall	
	W	L	W	L
West Virginia*	7	2	20	6
George Washington	8	3	12	6
Virginia Tech	8	4	13	8
The Citadel	6	3	7	9
Davidson	5	3	11	5
Richmond	5	5	10	11
VMI	6	7	12	8
William & Mary	4	7	8	9
Washington & Lee	3	12	4	17
Furman	1	7	5	15

1956	Conference		Overall	
	W	L	W	L
George Washington*	8	3	11	7#
West Virginia	6	3	15	9
Furman	4	2	10	10
Richmond	6	4	9	8
VMI	7	7	12	10
Virginia Tech	7	7	9	12
William & Mary	6	7	6	10
The Citadel	4	5	10	13
Washington & Lee	5	9	6	13
Davidson	3	9	6	13

1957	Conference		Overall	
	W	L	W	L
George Washington*	12	1	19	4
Furman	5	3	11	11
William & Mary	8	7	11	8
Virginia Tech	8	7	9	12
West Virginia	4	5	12	8
Richmond	6	8	11	10
The Citadel	3	4	10	10
VMI	4	6	8	13
Washington & Lee	4	7	8	10
Davidson	3	9	6	13

1958	Conference		Overall	
	W	L	W	L
Richmond*	9	2	13	3
George Washington*	9	2	13	7
The Citadel	7	3	15	9
Davidson	7	4	11	6#
West Virginia	5	3	12	11
Virginia Tech	6	7	9	11
Furman	3	5	8	12
Washington & Lee	2	8	5	9
VMI	2	8	3	11
William & Mary	1	9	3	11

1959	Conference		Overall	
	W	L	W	L
George Washington*	7	2	14	5
Richmond	7	3	10	4
The Citadel	6	3	19	5
Virginia Tech	9	5	12	7
West Virginia	8	5	16	9
Furman	4	5	8	12
VMI	5	10	5	11
Davidson	3	7	4	17
William & Mary	2	11	4	12

1960	Conference		Overall	
	W	L	W	L
Richmond*	8	2	13	3
The Citadel*	8	2	19	5
West Virginia	6	4	17	9
Furman	6	4	15	9
Virginia Tech	7	6	10	9
George Washington	5	5	10	6
VMI	5	8	6	8
Davidson	3	5	7	12
William & Mary	2	14	6	15

1961	Conference		Overall	
	W	L	W	L
West Virginia*	8	2	17	10
Richmond	7	3	11	4
Furman	7	3	15	10
Virginia Tech	7	6	9	15
VMI	6	6	7	7
Davidson	6	6	9	14#
The Citadel	5	6	11	8
George Washington	2	7	6	10
William & Mary	2	11	2	13

1962	Conference		Overall	
	W	L	W	L
West Virginia*	9	2	19	8
Richmond	8	3	12	5
Furman	6	3	12	9
Virginia Tech	7	5	11	6
VMI	7	7	8	7
George Washington	4	6	8	7
The Citadel	3	7	10	13
Davidson	3	7	8	16
William & Mary	3	10	4	12

YEARLY STANDINGS



1963	Conference		Overall	
	W	L	W	L
West Virginia*	13	1	30	3
Virginia Tech	10	1	14	7
Richmond	9	5	10	8
VMI	7	7	14	11
The Citadel	4	7	9	10
George Washington	4	8	4	13
Furman	3	7	7	16
Davidson	4	10	8	18
William & Mary	1	9	2	14

1964	Conference		Overall	
	W	L	W	L
West Virginia*	14	2	24	5
Furman	10	3	17	11
Davidson	9	5	14	13#
Virginia Tech	9	6	12	10
Richmond	5	7	8	11
George Washington	5	8	6	12#
VMI	5	9	10	12
The Citadel	3	10	7	12
William & Mary	2	12	2	14

1965	Conference		Overall	
	W	L	W	L
Furman*	9	2	12	14
West Virginia	10	4	19	9
Richmond	10	5	13	10
VMI	8	6	15	9
The Citadel	9	7	12	12
George Washington	4	6	9	7
Virginia Tech	5	11	10	13
Davidson	5	11	8	24
William & Mary	3	11	4	30

1966	Conference		Overall	
	W	L	W	L
East Carolina*	12	3	17	10
West Virginia	12	4	26	7
George Washington	9	5	13	6#
William & Mary	10	6	12	15
Richmond	7	5	17	6
VMI	6	10	10	13
Davidson	5	11	10	24
The Citadel	3	9	8	16
Furman	2	13	4	25

1967	Conference		Overall	
	W	L	W	L
West Virginia*	13	3	22	9
East Carolina	13	3	23	6
Richmond	10	5	13	9
William & Mary	8	8	17	13
VMI	7	9	9	10
Furman	6	8	8	18
The Citadel	6	9	9	16
George Washington	2	10	6	13
Davidson	2	12	3	20

*Regular season champion. Won playoff

1968	Conference		Overall	
	W	L	W	L
East Carolina*	8	1	21	11
William & Mary	5	3	21	14
Richmond	4	3	9	11
Furman	5	4	14	13
West Virginia	4	4	9	8
The Citadel	4	5	16	10
George Washington	3	4	12	8
VMI	3	5	7	8
Davidson	1	8	3	23

1969	Conference		Overall	
North	W	L	W	L
VMI	9	8	10	12
William & Mary	8	7	15	13
George Washington	7	7	13	16
Richmond	3	9	6	12

South	W	L	W	L
Furman*	11	3#	18	17#
The Citadel	10	6	18	10
East Carolina	7	7	15	13
Davidson	3	11#	8	18#

1970	Conference		Overall	
North	W	L	W	L
William & Mary	9	6	17	16
George Washington	11	8	17	18
Richmond	5	9	9	12
VMI	4	9	6	13

South	W	L	W	L
East Carolina*	13	6	18	11
Furman	9	6#	18	11^
The Citadel	6	8#	15	12#
Davidson	5	10	10	15

1971	Conference		Overall	
	W	L	W	L
The Citadel*	11	5	22	9
Furman*	11	5	21	12
Richmond	10	6	14	13
William & Mary	10	6	14	13
East Carolina	8	6	18	15
Davidson	6	8	15	19
VMI	6	8	12	18

1972	Conference		Overall	
	W	L	W	L
Richmond*	13	3	21	8
East Carolina	11	5	19	10
Furman	10	6	19	13#
The Citadel	9	7	17	13
William & Mary	5	9	15	18
Davidson	3	11	11	20
VMI	3	13	6	19
Appalachian State	0	0	12	13

1973	Conference		Overall	
	W	L	W	L
Appalachian State*	11	3	16	12
East Carolina	10	4	16	8
Richmond	8	5	16	8
The Citadel	8	5	16	14
William & Mary	6	6	11	15
Furman	6	6	16	15
Davidson	1	10	8	15
VMI	0	10	3	14

1974	Conference		Overall	
	W	L	W	L
East Carolina*	12	2	17	13
Richmond	9	5	22	12
Appalachian State	9	5	20	13
The Citadel	7	7	17	11
Davidson	6	8	10	15
William & Mary	5	9	8	17
VMI	5	9	6	14
Furman	3	11	14	20

1975	Conference		Overall	
	W	L	W	L
The Citadel*	11	3	21	9
Davidson	10	4	21	15
East Carolina	9	5	16	12
Furman	8	6	10	12
Richmond	8	6	17	16
Appalachian State	6	8	19	16
William & Mary	3	11	10	18
VMI	1	13	2	18

1976	Conference		Overall	
	W	L	W	L
Furman*	11	2	23	16
Richmond	9	5	20	12
The Citadel	7	4	18	9
East Carolina	7	6	22	7
William & Mary	5	5	13	20
Davidson	5	8	10	22
Appalachian State	4	8	24	14
VMI	2	12	6	23



Wake Forest second baseman Charles Teague was a three-time All-American and three-time All-Southern Conference selection from 1947-50. In 1949, he helped the Demon Deacons to the College World Series championship game. He was named to the SoCon's 75th anniversary team in 1995 and was posthumously inducted into National College Baseball Hall of Fame in 2010 and the SoCon Hall of Fame in 2014.

YEARLY STANDINGS



Future MLB All-Star Atlee Hammaker starred for ETSU in the late 70s and was part of the Bucs' first SoCon team in 1979.

1977	Conference		Overall	
	W	L	W	L
East Carolina*	15	1	30	12
Western Carolina	14	2	27	5
The Citadel	10	4	21	11
Marshall	8	8	20	21
William & Mary	7	9	15	25
Appalachian State	6	10	21	14
Davidson	5	11	15	25
Furman	3	13	14	30
VMI	2	12	5	19
Chattanooga	0	0	23	14

1978	Conference		Overall	
	W	L	W	L
Marshall*	11	1	27	13
Appalachian State	10	4	24	10
The Citadel	9	5	30	9
Western Carolina	8	5	20	13#
Furman	6	7	13	18
Chattanooga	5	9	25	18
Davidson	4	8	15	26
VMI	4	8	15	26

1979	Conference		Overall	
	W	L	W	L
The Citadel*	13	3	27	15
Appalachian State	10	5	20	22
ETSU	10	5	29	23
Marshall	10	6	23	15#
Furman	9	7	16	16
Western Carolina	6	7	13	15
Chattanooga	6	10	16	15
Davidson	5	11	13	23
VMI	0	15	6	25

1980	Conference		Overall	
	W	L	W	L
ETSU*	14	1	39	7#
Marshall	10	3	17	11
Appalachian State	10	5	17	19
Western Carolina	8	5	22	15
The Citadel	9	6	23	14
Davidson	7	8	15	24
Furman	2	10	7	22
Chattanooga	1	11	12	20
VMI	0	12	4	22

1981	Conference		Overall	
	W	L	W	L
Western Carolina*	12	4	25	14
ETSU*	12	4	44	17
Marshall*	12	4	22	17
The Citadel	11	5	31	13
Appalachian State	8	8	35	17#
Davidson	7	9	18	26
Chattanooga	6	10	28	24
Furman	4	12	11	33
VMI	0	16	3	37

1982	Conference		Overall	
	W	L	W	L
The Citadel*	14	2	40	8
Western Carolina	12	4	28	12
ETSU	10	4	34	19
Appalachian State	8	8	30	21
Marshall	8	8	17	21
VMI	6	10	11	29
Furman	4	10	15	19#
Chattanooga	4	10	12	20
Davidson	2	12	13	26

1983	Conference		Overall	
	W	L	W	L
The Citadel*	12	2	34	10
ETSU	9	3	20	18
Western Carolina	9	5	25	20
Appalachian State	7	7	33	14
Marshall	7	7	19	14
VMI	5	9	11	25
Davidson	3	11	11	24
Furman	2	10	4	22

1984	Conference		Overall	
	W	L	W	L
North				
Appalachian State*+	12	2	35	7
VMI	6	7	16	18
Marshall	5	8	11	16
ETSU	3	9	9	19

South	Conference		Overall	
	W	L	W	L
Western Carolina*	13	3	37	20
The Citadel	12	5	26	21
Davidson	5	12	12	16#
Furman	4	14	16	19

1985	Conference		Overall	
	W	L	W	L
North				
Appalachian State*	14	3	35	13
Marshall	10	8	26	18#
VMI	8	10	16	24
ETSU	3	14	10	31

South	Conference		Overall	
	W	L	W	L
Davidson*	11	5	24	19
Western Carolina+	11	6	37	35
The Citadel	8	10	29	20
Furman	4	13	16	29

1986	Conference		Overall	
	W	L	W	L
North				
Appalachian State*	15	2	40	13#
ETSU	9	9	21	21
VMI	7	11	15	25
Marshall	4	13	15	18

South	Conference		Overall	
	W	L	W	L
Western Carolina*+	12	5	33	28
Davidson	10	8	21	20#
The Citadel	9	9	29	20
Furman	4	13	15	24

1987	Conference		Overall	
	W	L	W	L
North				
Appalachian State*	10	2	26	13
VMI	8	4	16	16#
Marshall	5	7	16	17
ETSU	1	11	9	19#

South	Conference		Overall	
	W	L	W	L
Western Carolina*+	13	3	36	20
Davidson	10	7	25	17
The Citadel	6	12	19	31
Furman	5	12	11	26#

1988	Conference		Overall	
	W	L	W	L
North				
VMI*	11	7	20	20
Appalachian State	9	7	29	17
Marshall	7	9	23	17
ETSU	7	11	16	35

South	Conference		Overall	
	W	L	W	L
Western Carolina*+	14	3	38	24
The Citadel	12	6	33	20
Davidson	7	11	28	26
Furman	2	15	8	29

1989	Conference		Overall	
	W	L	W	L
Western Carolina*+	10	5	23	31
Marshall	8	5	16	14
Appalachian State	9	7	29	13
VMI	8	7	16	23
The Citadel	8	9	30	20
Furman	5	10	13	
21 ETSU	5	10	10	21

1990	Conference		Overall	
	W	L	W	L
The Citadel*+	13	1	46	14
Western Carolina	10	7	37	25
Marshall	10	7	20	19
VMI	6	8	12	26
Appalachian State	6	9	19	22#
Furman	6	11	20	24
ETSU	4	12	10	31

1991	Conference		Overall	
	W	L	W	L
The Citadel*	16	2	34	19#
Western Carolina	11	3	36	26
Marshall	9	7	16	26
Furman+	6	5	26	26
Appalachian State	5	8	28	21
ETSU	5	13	23	29
VMI	1	15	2	35#

YEARLY STANDINGS



1992	Conference		Overall	
	W	L	W	L
Western Carolina*+	17	4	44	21#
Georgia Southern	15	6	31	27
ETSU	11	8	31	20
The Citadel	10	9	35	20
Furman	11	10	21	31
Appalachian State	6	14	17	34
Marshall	5	13	15	26
VMI	4	15	11	39

1993	Conference		Overall	
	W	L	W	L
Georgia Southern*	18	5	38	21
Western Carolina+	15	6	34	28
The Citadel	13	9	32	25
ETSU	11	8	21	17
Davidson	11	9	20	28
Appalachian State	8	12	15	27
Marshall	9	14	13	27
VMI	5	15	20	29
Furman	4	16	17	22

1994	Conference		Overall	
	W	L	W	L
Western Carolina*	19	4	45	18
Georgia Southern	15	7	31	25
Marshall	12	9	23	20
ETSU	12	11	19	21
The Citadel+	11	13	32	34
Appalachian State	10	13	22	26
VMI	10	13	21	29
Davidson	10	14	20	31
Furman	4	19	9	35

1995	Conference		Overall	
	W	L	W	L
The Citadel*+	19	5	39	21
Georgia Southern	14	10	35	24
Western Carolina	13	11	32	24
Davidson	12	12	19	32
ETSU	11	12#	25	27#
Appalachian State	10	13#	17	30#
VMI	10	14	19	28
Marshall	9	15	12	38
Furman	9	15	16	32

1996	Conference		Overall	
	W	L	W	L
Georgia Southern*+	17	3	46	14
Western Carolina	17	7	32	24#
Furman	15	9	26	29
The Citadel	13	10	33	26
Appalachian State	12	10	27	19
ETSU	11	12	26	24
VMI	7	16	17	29
Davidson	6	18	16	33
Marshall	4	17	7	35#

1997	Conference		Overall	
	W	L	W	L
Western Carolina*+	18	6	42	20
Georgia Southern*	18	6	34	26
The Citadel	16	7	37	21
Furman	13	11	29	23#
ETSU	11	11	21	24
Davidson	8	15	18	34
Appalachian State	8	16	16	32
VMI	6	13	13	35
Marshall	4	17	7	39

1998	Conference		Overall	
	W	L	W	L
UNCG*	22	5	40	18
The Citadel+	21	5	37	24
Western Carolina	20	6	45	15
Furman	12	12	21	27#
Wofford	10	12	15	32
Georgia Southern	9	15	22	30
Davidson	8	16	13	38
ETSU	8	18	18	31
VMI	7	17	14	35
Appalachian State	6	17	13	28

1999	Conference		Overall	
	W	L	W	L
The Citadel*+	24	5	41	20
College of Charleston	19	10	31	24
Western Carolina	18	10	36	23#
ETSU	18	11	29	25
UNCG	16	12	29	26
Georgia Southern	13	15	29	29
VMI	13	16	22	27
Furman	13	17	22	35
Appalachian State	10	20	14	38
Davidson	9	21	11	37#
Wofford	7	23	14	36

2000	Conference		Overall	
	W	L	W	L
Georgia Southern*+	23	7	38	23
The Citadel*	23	7	39	20
UNCG	20	9	34	24
Furman	15	13#	27	31#
ETSU	15	15	21	31
College of Charleston	14	15#	28	28#
Davidson	14	15	26	28
Appalachian State	11	17	17	38#
VMI	11	19	19	30
Western Carolina	8	22	15	38
Wofford	7	22	16	38


2001	Conference		Overall	
	W	L	W	L
Georgia Southern*	21	9	42	20
The Citadel+	20	10	38	24
Furman	18	11	30	25
Western Carolina	18	11	30	26
UNCG	17	12	31	28
Appalachian State	12	14	21	32
ETSU	13	17	23	32
College of Charleston	10	16	24	28
Wofford	9	17	17	31
Davidson	10	20	19	32
VMI	8	19	15	32

2002	Conference		Overall	
	W	L	W	L
The Citadel*	22	8	31	26
Western Carolina	20	10	33	23
College of Charleston	19	11	36	22
Georgia Southern+	18	11	39	25
UNCG	17	11	33	22
Furman	14	16	26	34
Wofford	14	16	26	31
ETSU	13	16	21	36
Davidson	13	16	21	29
Appalachian State	10	19	16	34
VMI	1	27	10	41

2003	Conference		Overall	
	W	L	W	L
Western Carolina*+	22	8	43	21
Georgia Southern	19	10	39	21
The Citadel	19	11	32	25
UNCG	17	13	39	21
Furman	17	13	32	24
College of Charleston	17	13	31	27
VMI	16	14	24	28
Davidson	12	17	18	27
ETSU	9	20	15	36
Appalachian State	8	22	14	36
Wofford	7	22	9	40

2004	Conference		Overall	
	W	L	W	L
College of Charleston*	25	5	47	16
Georgia Southern	21	9	34	25
The Citadel+	21	9	39	28
Elon	17	13	31	28
UNCG	16	14	33	21#
ETSU	15	15	28	30
Davidson	13	17	20	33
Western Carolina	12	18	28	31
Furman	11	19	21	33
Wofford	8	22	17	30
Appalachian State	6	24	10	43

2005	Conference		Overall	
	W	L	W	L
College of Charleston*	27	3	48	15
Georgia Southern	18	11	38	22
Western Carolina	18	12	33	23
Elon	18	12	32	25
UNCG	17	13	31	22
The Citadel	14	16	25	34
ETSU	13	16	31	22
Furman+	13	16	30	29
Davidson	13	17	26	24
Wofford	7	23	17	37
Appalachian State	5	24	10	42



Joseph P. Riley, Jr. Park in Charleston, S.C., has hosted the Southern Conference Baseball Championship 16 times since opening in 1997, including a 12-year run from 1997-2008.

2006	Conference		Overall	
	W	L	W	L
Elon*	21	6	45	18
College of Charleston+	20	7	46	17
Furman	16	11	32	23
Georgia Southern	16	11	31	27
The Citadel	15	12	34	27
Western Carolina	14	13	33	27
UNCG	13	14	26	33
Appalachian State	9	18	24	31#
Davidson	6	21	18	33
Wofford	5	22	20	37

2007	Conference		Overall	
	W	L	W	L
Western Carolina*	20	7	42	20
College of Charleston*	20	7	39	19
Elon	15	12	32	29
Appalachian State	14	13	33	26
UNCG	14	13	30	30
Georgia Southern	13	14	34	28
The Citadel	12	15	34	27
Furman	11	16	19	36
Wofford+	8	19	30	33
Davidson	8	19	19	34

2008	Conference		Overall	
	W	L	W	L
Elon*+	19	8	44	18
College of Charleston	18	9	39	20
Furman	17	10	33	24
Georgia Southern	16	11	33	25
UNCG	15	12	33	27
Appalachian State	14	13	32	27
Western Carolina	14	13	29	28
The Citadel	12	15	28	28
Wofford	6	21	24	35
Davidson	4	23	12	38

2009	Conference		Overall	
	W	L	W	L
Elon*	23	4	41	18
Georgia Southern+	20	8	42	17
The Citadel	20	10	37	22
Western Carolina	19	10	35	22
College of Charleston	17	13	35	22
Appalachian State	15	13	33	21
Davidson	11	16	18	31
Furman	10	20	24	31
Samford	9	21	17	35
UNCG&	7	21	20	29
Wofford	7	22	17	32

& later vacated 16 wins (including four SoCon wins)

2010	Conference		Overall	
	W	L	W	L
The Citadel*+	24	6	43	22
College of Charleston	22	8	44	19
Elon	19	11	38	24
Georgia Southern	19	11	34	24
Samford	17	12	31	25
Western Carolina	16	13#	37	21#
Appalachian State	14	14#	38	18#
Furman	11	19	19	37
Wofford	9	21	17	38
UNCG&	7	23	20	33
Davidson	5	25	19	32

& later vacated 19 wins (including six SoCon wins)

2011	Conference		Overall	
	W	L	W	L
Elon*	23	7	36	21
UNCG&	22	8	34	20
College of Charleston	18	12	39	22
Samford\$	18	12	37	23
Georgia Southern+	18	12	36	26
Appalachian State	15	15	33	27
Furman	13	16	24	33
Western Carolina	12	18	23	31#
Wofford	9	21	22	33
Davidson	8	21	18	30



The Southern Conference Baseball Championship was contested at Fluor Field in Greenville, S.C., for the first time in 2009, with Georgia Southern winning the title. The tournament has returned to Fluor Field four times (2012, 2013, 2016 and 2017) and will be played there again in 2018.

The Citadel	8	22	20	36
-------------	---	----	----	----

& later vacated all 34 wins
\$ later vacated all 37 wins

2012	Conference		Overall	
	W	L	W	L
Appalachian State*	21	9	41	18
College of Charleston*	21	9	38	22
Elon	20	10	33	26
Samford+&	19	11	41	23
Western Carolina	16	14	32	24
Georgia Southern	15	15	33	27
Furman	13	17	28	31
The Citadel	13	17	25	33
UNCG	10	20	25	27
Wofford	9	21	22	32
Davidson	8	22	17	31

& later vacated all 41 wins and tournament title

2013	Conference		Overall	
	W	L	W	L
Western Carolina*	23	7	39	20
College of Charleston	18	11	31	26
Elon+	18	11	34	30
The Citadel	18	12	35	25
Appalachian State	13	14	30	24
Furman	14	16	32	25
Georgia Southern	13	17	27	32
Samford&	12	17	27	30
Davidson	12	18	18	31
UNCG	11	19	24	31
Wofford	10	20	20	36

& later vacated all 27 wins

2014	Conference		Overall	
	W	L	W	L
Western Carolina*	20	6	37	18
Davidson	17	8	29	19
Georgia Southern+	15	12	40	23
Samford&	15	12	35	25
Wofford	12	14	32	28
Appalachian State	12	14	21	34
Elon	12	15	27	26
Furman	11	15	26	33
UNCG	8	16	21	28
The Citadel	8	18	24	34

& later vacated 19 wins (including nine SoCon wins)

2015	Conference		Overall	
	W	L	W	L
Mercer*+	16	7	35	23
Samford	14	10	32	26
Wofford	13	10	39	22
UNCG	12	12	23	27
VMI	12	12	21	30
Furman	11	13	25	33
Western Carolina	11	13	21	30
The Citadel	10	14	28	30
ETSU	8	16	21	35

2016	Conference		Overall	
	W	L	W	L
Mercer*	16	8	38	23
UNCG	15	9	38	21
Western Carolina+	15	9	31	31
Furman	14	10	29	30
Samford	13	11	35	26
ETSU	13	11	27	30
Wofford	12	12	30	28
The Citadel	6	18	17	42
VMI	4	20	21	35

2017	Conference		Overall	
	W	L	W	L
Mercer*	17	6	39	17
Western Carolina	15	8	28	28
UNCG+	14	10	36	24
Furman	14	10	33	28
Wofford	13	11	28	30
Samford	11	13	33	26
ETSU	9	15	30	29\
VMI	7	17	24	34
The Citadel	7	17	16	35

* - Conference champion
+ - Tournament champion
- Includes tie game
^ - Includes two tied games

SOCON BASEBALL CHAMPIONSHIP



TOURNAMENT RESULTS

Year	Champion (seed)	Games	Attendance	Average	Site
1950	Wake Forest	6			Greensboro, N.C.
1951	Duke	4			Greensboro, N.C.
1952	Duke	7			Raleigh, N.C.
1953	Duke	6			Raleigh, N.C.
1984	Appalachian State (1N)	5			Cullowhee, N.C.
1985	Western Carolina (2S)	7			Boone, N.C.
1986	Western Carolina (1S)	6			Cullowhee, N.C.
1987	Western Carolina (1S)	6			Asheville, N.C.
1988	Western Carolina (1S)	6			Asheville, N.C.
1989	Western Carolina (1)	7			Asheville, N.C.
1990	The Citadel (1)	13			Charleston, S.C.
1991	Furman (4)	13			Charleston, S.C.
1992	Western Carolina (1)	15			Charleston, S.C.
1993	Western Carolina (2)	15			Charleston, S.C.
1994	The Citadel (5)	14			Charleston, S.C.
1995	The Citadel (1)	14			Charleston, S.C.
1996	Georgia Southern (1)	14			Charleston, S.C.
1997	Western Carolina (1)	14	15,295	1,093	Charleston, S.C.
1998	The Citadel (2)	14	22,644	1,617	Charleston, S.C.
1999	The Citadel (1)	14	26,187	1,871	Charleston, S.C.
2000	Georgia Southern (1)	14	26,300	1,879	Charleston, S.C.
2001	The Citadel (2)	14	27,788	1,985	Charleston, S.C.
2002	Georgia Southern (4)	15	22,696	1,513	Charleston, S.C.
2003	Western Carolina (1)	15	20,212	1,347	Charleston, S.C.
2004	The Citadel (3)	15	35,150	2,343	Charleston, S.C.
2005	Furman (8)	14	26,707	1,908	Charleston, S.C.
2006	College of Charleston (2)	16	28,206	1,763	Charleston, S.C.
2007	Wofford (9)	15	30,834	2,056	Charleston, S.C.
2008	Elon (1)	15	15,144	1,010	Charleston, S.C.
2009	Georgia Southern (2)	14	17,820	1,273	Greenville, S.C.
2010	The Citadel (1)	14	21,511	1,537	Charleston, S.C.
2011	Georgia Southern (4)	14	11,860	847	Charleston, S.C.
2012	*Samford (4)	13	18,336	1,410	Greenville, S.C.
2013	Elon (3)	14	8,985	642	Greenville, S.C.
2014	Georgia Southern (4)	16	6,476	405	Charleston, S.C.
2015	Mercer (1)	15	4,933	333	Charleston, S.C.
2016	Western Carolina (2)	16	8,927	558	Greenville, S.C.
2017	UNCG (3)	16	9,755	610	Greenville, S.C.

* later vacated

TOURNAMENT COMPOSITE RECORDS

Team	App.	Won	Lost	Pct.	Titles
The Citadel	30	73	40	.646	8
ETSU	20	18	38	.321	0
Furman	25	45	45	.500	2
Mercer	3	8	4	.667	1
UNCG	16	24	30	.444	1
Samford*	8	19	12	.613	1
VMI	17	16	32	.333	0
Western Carolina	33	72	51	.585	10
Wofford	9	12	14	.462	1

* later vacated 10 wins (three from 2011, four from 2012 and three from 2014) and 2012 title

Former members

Appalachian State	25	32	47	.405	1
College of Charleston	15	26	27	.491	1
Clemson	2	2	3	.400	0
Davidson	17	7	31	.184	0
Duke	3	9	1	.900	3
Elon	11	24	18	.571	2
George Washington	2	2	4	.333	0
Georgia Southern	23	59	36	.621	6
Marshall	8	8	16	.333	0
Maryland	3	2	6	.250	0
North Carolina	1	2	2	.500	0
North Carolina State	1	2	2	.500	0
Richmond	1	0	2	.000	0
Virginia Tech	1	0	2	.000	0
Wake Forest	1	3	0	1.000	1
West Virginia	1	1	1	.500	0

SINGLE-GAME ATTENDANCE RECORDS

Att.	Opponents	Year
5,419	The Citadel vs. College of Charleston	2003
4,960	The Citadel vs. Western Carolina	1999
4,895	The Citadel vs. Western Carolina	2010
4,892	The Citadel vs. College of Charleston	1999
4,625	The Citadel vs. Western Carolina	2004
4,567	The Citadel vs. UNCG	2001
4,462	The Citadel vs. College of Charleston	2006
4,449	The Citadel vs. Georgia Southern	2001
4,312	The Citadel vs. Georgia Southern	2000
4,127	The Citadel vs. College of Charleston	2000

1950 (at Greensboro, N.C.) Champion: Wake Forest

Maryland	4	Virginia Tech	3
Wake Forest	14	Clemson	2
Clemson	4	Virginia Tech	3
Wake Forest	7	Maryland	1
Maryland	3	Clemson	2
Wake Forest	15	Maryland	4

1951 (at Greensboro, N.C.) Champion: Duke

Duke	11	Maryland	0
Clemson	6	West Virginia	2
West Virginia	4	Maryland	3 (3rd place)
Duke	5	Clemson	0

1952 (Devereaux Meadow, Raleigh, N.C.) Champion: Duke

North Carolina State	5	Richmond	0
Duke	7	George Washington	5
George Washington	8	Richmond	7
North Carolina State	5	Duke	4
Duke	8	George Washington	4
Duke	7	North Carolina State	0
Duke	8	North Carolina State	3

1953 (Devereaux Meadow, Raleigh, N.C.) Champion: Duke

Duke	6	George Washington	4
North Carolina	13	Maryland	2
George Washington	5	Maryland	4
Duke	7	North Carolina	2
North Carolina	15	George Washington	0
Duke	5	North Carolina	3

1984 (Ronnie G. Childress Field; Cullowhee, N.C.) Champion: Appalachian State

#1N Appalachian State	4	#2S The Citadel	1
#1S Western Carolina	10	#2N VMI	7
#1N Appalachian State	9	#1S Western Carolina	5
#2S The Citadel	8	#1S Western Carolina	0
#1N Appalachian State	6	#2S The Citadel	1

1985 (Mountaineer Park; Boone, N.C.) Champion: Western Carolina

#2N Marshall	9	#1S Davidson	1
#2S Western Carolina	3	#1N Appalachian State	2
#1S Davidson	8	#1N Appalachian State	5
#2N Marshall	5	#2S Western Carolina	2
#2S Western Carolina	13	#1S Davidson	2
#2S Western Carolina	12	#2N Marshall	6
#2S Western Carolina	13	#2N Marshall	12

1986 (Ronnie G. Childress Field; Cullowhee, N.C.) Champion: Western Carolina

#1N Appalachian State	5	#2S Davidson	4
#1S Western Carolina	11	#2N ETSU	2
#2N ETSU	7	#2S Davidson	5
#1S Western Carolina	18	#1N Appalachian State	17
#1N Appalachian State	16	#2N ETSU	14
#1S Western Carolina	11	#1N Appalachian State	8

1987 (McCormick Field; Asheville, N.C.) Champion: Western Carolina

#1S Western Carolina	16	#2N VMI	4
#1N Appalachian State	8	#2S Davidson	5
#2N VMI	15	#2S Davidson	7
#1S Western Carolina	8	#1N Appalachian State	7
#2N VMI	10	#1N Appalachian State	9 (10)
#1S Western Carolina	9	#2N VMI	4

1988 (McCormick Field; Asheville, N.C.) Champion: Western Carolina

#2S The Citadel	9	#1N VMI	8
#1S Western Carolina	18	#2N Appalachian State	8
#2N Appalachian State	11	#1N VMI	4
#1S Western Carolina	6	#2S The Citadel	4
#2S The Citadel	16	#2N Appalachian State	9
#1S Western Carolina	22	#2S The Citadel	6

1989 (McCormick Field; Asheville, N.C.) Champion: Western Carolina*

#2 Marshall	12	#7 ETSU	4
#3 Appalachian State	8	#6 Furman	2
#5 The Citadel	17	#4 VMI	11
#6 Furman	7	#4 VMI	5
#3 Appalachian State	13	#2 Marshall	9*
#1 Western Carolina	7	#3 Appalachian State	2*
#1 Western Carolina	4	#2 Marshall	2*

*Heavy rains forced the cancellation of games five through eight of the tournament. A playoff was held at Montreat, N.C., between Appalachian State, Marshall and Western Carolina to determine the league's automatic qualifier in the NCAA tournament.

1990 (College Park; Charleston, S.C.) Champion: The Citadel

#2 Western Carolina	6	#7 ETSU	1
#3 Marshall	5	#6 Furman	2
#5 Appalachian State	9	#4 VMI	2
#6 Furman	10	#4 VMI	9 (10)
#3 Marshall	3	#2 Western Carolina	1
#1 The Citadel	7	#5 Appalachian State	2
#7 ETSU	5	#6 Furman	2
#2 Western Carolina	5	#5 Appalachian State	4
#1 The Citadel	9	#3 Marshall	2
#2 Western Carolina	11	#3 Marshall	3
#1 The Citadel	6	#7 ETSU	0
#1 The Citadel	9	#2 Western Carolina	5

1991 (College Park; Charleston, S.C.) Champion: Furman

#2 Western Carolina	18	#7 VMI	2
#6 ETSU	14	#3 Marshall	4
#5 Appalachian State	4	#4 Furman	2
#4 Furman	10	#3 Marshall	4
#6 ETSU	7	#2 Western Carolina	4
#5 Appalachian State	2	#1 The Citadel	0
#4 Furman	8	#7 VMI	3
#2 Western Carolina	7	#1 The Citadel	3
#5 Appalachian State	7	#6 ETSU	1
#2 Western Carolina	9	#6 ETSU	4
#4 Furman	7	#5 Appalachian State	6 (10)
#2 Western Carolina	4	#5 Appalachian State	0
#4 Furman	11	#2 Western Carolina	9

1992 (College Park; Charleston, S.C.) Champion: Western Carolina

#1 Western Carolina	3	#8 VMI	2
#4 The Citadel	6	#5 Furman	4 (12)
#2 Georgia Southern	4	#7 Marshall	3
#3 ETSU	1	#6 Appalachian State	0
#8 VMI	5	#5 Furman	3
#6 Appalachian State	8	#7 Marshall	7
#2 Western Carolina	2	#4 The Citadel	1
#2 Georgia Southern	7	#3 ETSU	4
#4 The Citadel	12	#6 Appalachian State	3
#3 ETSU	20	#8 VMI	3
#1 Western Carolina	17	#2 Georgia Southern	10
#4 The Citadel	9	#3 ETSU	4
#2 Georgia Southern	9	#4 The Citadel	0
#2 Georgia Southern	14	#1 Western Carolina	12
#1 Western Carolina	4	#2 Georgia Southern	3

1993 (College Park; Charleston, S.C.) Champion: Western Carolina

#8 VMI	8	#1 Georgia Southern	1
#5 Davidson	12	#4 ETSU	5
#2 Western Carolina	7	#7 Marshall	6
#3 The Citadel	7	#6 Appalachian State	1
#1 Georgia Southern	10	#4 ETSU	3
#7 Marshall	4	#6 Appalachian State	2
#8 VMI	15	#5 Davidson	5
#2 Western Carolina	6	#3 The Citadel	3
#5 Davidson	10	#7 Marshall	1
#1 Georgia Southern	9	#3 The Citadel	6
#8 VMI	8	#2 Western Carolina	4
#1 Georgia Southern	12	#5 Davidson	5
#2 Western Carolina	6	#1 Georgia Southern	5
#2 Western Carolina	12	#8 VMI	5
#2 Western Carolina	5	#8 VMI	1

1994 (College Park; Charleston, S.C.) Champion: The Citadel

#8 Davidson	2	#1 Western Carolina	1
#3 Marshall	7	#6 Appalachian State	3
#7 VMI	6	#2 Georgia Southern	4
#5 The Citadel	8	#4 ETSU	3
#1 Western Carolina	4	#4 ETSU	0
#2 Georgia Southern	6	#6 Appalachian State	1
#5 The Citadel	10	#8 Davidson	4
#7 VMI	6	#3 Marshall	4
#8 Davidson	5	#2 Georgia Southern	2
#1 Western Carolina	8	#3 Marshall	2
#5 The Citadel	4	#7 VMI	3
#1 Western Carolina	13	#8 Davidson	1
#1 Western Carolina	7	#7 VMI	1
#5 The Citadel	4	#1 Western Carolina	2

1995 (College Park; Charleston, S.C.) Champion: The Citadel

#3 Western Carolina	9	#6 Appalachian State	5
#2 Georgia Southern	4	#7 VMI	3
#5 ETSU	6	#4 Davidson	2
#1 The Citadel	5	#8 Marshall	1
#7 VMI	13	#6 Appalachian State	4
#8 Marshall	8	#4 Davidson	5
#2 Georgia Southern	10	#3 Western Carolina	4
#1 The Citadel	10	#5 ETSU	2
#3 Western Carolina	10	#8 Marshall	3
#5 ETSU	8	#7 VMI	4
#1 The Citadel	10	#2 Georgia Southern	4
#5 ETSU	6	#3 Western Carolina	1
#2 Georgia Southern	9	#5 ETSU	6
#1 The Citadel	8	#2 Georgia Southern	3

1996 (College Park; Charleston, S.C.) Champion: Georgia Southern

#6 ETSU	10	#3 Furman	7
#7 VMI	7	#2 Western Carolina	3
#1 Georgia Southern	8	#8 Davidson	2
#4 The Citadel	6	#5 Appalachian State	2
#3 Furman	7	#2 Western Carolina	4
#5 Appalachian State	5	#8 Davidson	2
#7 VMI	4	#6 ETSU	2
#1 Georgia Southern	4	#4 The Citadel	3
#6 ETSU	5	#5 Appalachian State	2
#4 The Citadel	17	#3 Furman	3
#1 Georgia Southern	11	#7 VMI	2
#4 The Citadel	11	#6 ETSU	0
#4 The Citadel	8	#7 VMI	5
#1 Georgia Southern	7	#4 The Citadel	1

1997 (Joseph P. Riley, Jr. Park; Charleston, S.C.) Champion: Western Carolina

#4 Furman	6	#5 ETSU	2
#1 Western Carolina	4	#8 VMI	3
#2 Georgia Southern	14	#7 Appalachian State	5
#3 The Citadel	18	#6 Davidson	8
#5 ETSU	7	#8 VMI	3 (10)
#7 Appalachian State	7	#6 Davidson	5
#1 Western Carolina	7	#4 Furman	1
#3 The Citadel	14	#2 Georgia Southern	5
#4 Furman	13	#7 Appalachian State	11 (10)
#2 Georgia Southern	14	#5 ETSU	11
#1 Western Carolina	10	#3 The Citadel	3
#4 Furman	12	#2 Georgia Southern	10
#4 Furman	4	#3 The Citadel	2
#1 Western Carolina	10	#4 Furman	9 (10)

1998 (Joseph P. Riley, Jr. Park; Charleston, S.C.) Champion: The Citadel

#4 Furman	11	#5 Wofford	3
#1 UNCG	10	#8 ETSU	3
#3 Western Carolina	6	#6 Georgia Southern	5
#2 The Citadel	11	#7 Davidson	2
#5 Wofford	3	#8 ETSU	2
#6 Georgia Southern	6	#7 Davidson	3
#1 UNCG	14	#4 Furman	2
#2 The Citadel	5	#3 Western Carolina	0
#4 Furman	6	#6 Georgia Southern	5
#3 Western Carolina	9	#5 Wofford	4
#2 The Citadel	9	#1 UNCG	0
#3 Western Carolina	2	#4 Furman	1
#1 UNCG	4	#3 Western Carolina	2
#2 The Citadel	12	#1 UNCG	1

1999 (Joseph P. Riley, Jr. Park; Charleston, S.C.) Champion: The Citadel

#6 Georgia Southern	8	#3 Western Carolina	5
#2 College of Charleston	15	#7 VMI	4
#4 ETSU	11	#5 UNCG	7
#1 The Citadel	3	#8 Furman	0
#3 Western Carolina	8	#7 VMI	4
#8 Furman	3	#5 UNCG	0
#2 College of Charleston	4	#6 Georgia Southern	2
#1 The Citadel	13	#4 ETSU	5
#8 Furman	10	#6 Georgia Southern	2
#3 Western Carolina	7	#4 ETSU	5
#1 The Citadel	4	#2 College of Charleston	3
#3 Western Carolina	11	#8 Furman	4
#3 Western Carolina	3	#2 College of Charleston	2
#1 The Citadel	6	#3 Western Carolina	3

2000 (Joseph P. Riley, Jr. Park; Charleston, S.C.) Champion: Georgia Southern

#4 Furman	3	#5 ETSU	1
#1 Georgia Southern	2	#8 Appalachian State	1 (13)
#6 College of Charleston	7	#3 UNCG	3
#2 The Citadel	6	#7 Davidson	2
#8 Appalachian State	6	#5 ETSU	3 (15)
#3 UNCG	3	#7 Davidson	2
#1 Georgia Southern	5	#4 Furman	3
#2 The Citadel	6	#6 College of Charleston	3
#4 Furman	7	#3 UNCG	3
#6 College of Charleston	9	#8 Appalachian State	2
#1 Georgia Southern	5	#2 The Citadel	3 (10)
#4 Furman	15	#6 College of Charleston	3
#4 Furman	11	#2 The Citadel	1
#1 Georgia Southern	3	#4 Furman	0

2001 (Joseph P. Riley, Jr. Park; Charleston, S.C.) Champion: The Citadel

#5 UNCG	7	#4 Western Carolina	5
#1 Georgia Southern	10	#8 College of Charleston	2
#6 Appalachian State	4	#3 Furman	2 (10)
#2 The Citadel	3	#7 ETSU	2
#8 College of Charleston	9	#4 Western Carolina	7
#7 ETSU	8	#3 Furman	2
#1 Georgia Southern	10	#5 UNCG	7
#2 The Citadel	5	#6 Appalachian State	3
#5 UNCG	9	#7 ETSU	6
#6 Appalachian State	4	#8 College of Charleston	3
#2 The Citadel	3	#1 Georgia Southern	2
#5 UNCG	2	#6 Appalachian State	1
#5 UNCG	4	#1 Georgia Southern	0
#2 The Citadel	4	#5 UNCG	3

2002 (Joseph P. Riley, Jr. Park; Charleston, S.C.) Champion: Georgia Southern

#3 College of Charleston	7	#6 Furman	6
#2 Western Carolina	9	#7 Wofford	2
#4 Georgia Southern	4	#5 UNCG	2
#1 The Citadel	7	#8 ETSU	5
#6 Furman	7	#7 Wofford	5
#5 UNCG	3	#8 ETSU	0
#3 College of Charleston	3	#2 Western Carolina	0
#4 Georgia Southern	4	#1 The Citadel	2
#5 UNCG	6	#2 Western Carolina	4
#6 Furman	6	#1 The Citadel	0
#3 College of Charleston	9	#4 Georgia Southern	4
#6 Furman	9	#5 UNCG	7
#4 Georgia Southern	10	#6 Furman	4
#4 Georgia Southern	9	#3 College of Charleston	6
#4 Georgia Southern	8	#3 College of Charleston	0

2003 (Joseph P. Riley, Jr. Park; Charleston, S.C.) Champion: Western Carolina

#5 Furman	3	#4 UNCG	2
#1 Western Carolina	14	#8 Davidson	0
#2 Georgia Southern	6	#7 VMI	4
#6 College of Charleston	8	#3 The Citadel	2
#4 UNCG	7	#8 Davidson	3
#7 VMI	2	#3 The Citadel	1
#1 Western Carolina	6	#5 Furman	0
#2 Georgia Southern	14	#6 College of Charleston	6
#7 VMI	2	#5 Furman	1
#4 UNCG	4	#6 College of Charleston	3
#1 Western Carolina	1	#2 Georgia Southern	0
#4 UNCG	10	#7 VMI	1
#2 Georgia Southern	4	#4 UNCG	1
#2 Georgia Southern	8	#1 Western Carolina	4
#1 Western Carolina	6	#2 Georgia Southern	5 (11)

2004 (Joseph P. Riley, Jr. Park; Charleston, S.C.) Champion: The Citadel

#4 Elon	12	#5 UNCG	3
#8 Western Carolina	4	#1 College of Charleston	3
#7 Davidson	5	#2 Georgia Southern	2
#3 The Citadel	6	#6 ETSU	2
#1 College of Charleston	5	#5 UNCG	4 (10)
#2 Georgia Southern	12	#6 ETSU	4
#8 Western Carolina	7	#4 Elon	6
#3 The Citadel	10	#7 Davidson	2
#4 Elon	7	#2 Georgia Southern	3
#1 College of Charleston	3	#7 Davidson	0
#8 Western Carolina	5	#3 The Citadel	2
#1 College of Charleston	4	#4 Elon	3
#3 The Citadel	7	#1 College of Charleston	2
#3 The Citadel	9	#8 Western Carolina	2
#3 The Citadel	8	#8 Western Carolina	1

SOCON BASEBALL CHAMPIONSHIP



2005 (Joseph P. Riley, Jr. Park; Charleston, S.C.) Champion: Furman

#4 Elon	12	#5 UNCG	6
#8 Furman	9	#1 College of Charleston	7
#2 Georgia Southern	7	#7 ETSU	3
#3 Western Carolina	6	#6 The Citadel	1
#1 College of Charleston	8	#5 UNCG	2
#6 The Citadel	10	#4 ETSU	6
#8 Furman	6	#4 Elon	3
#2 Georgia Southern	7	#3 Western Carolina	2
#6 The Citadel	8	#4 Elon	7
#1 College of Charleston	11	#3 Western Carolina	4
#8 Furman	4	#2 Georgia Southern	1
#1 College of Charleston	9	#6 The Citadel	7
#2 Georgia Southern	11	#1 College of Charleston	5
#8 Furman	5	#2 Georgia Southern	4

2006 (Joseph P. Riley, Jr. Park; Charleston, S.C.) Champion: College of Charleston

#7 UNCG	6	#10 Wofford	5
#8 Appalachian State	5	#9 Davidson	4
#6 Western Carolina	14	#3 Furman	1
#2 Coll. of Charleston	13	#7 UNCG	5
#1 Elon	4	#8 Appalachian State	3
#5 The Citadel	6	#4 Georgia Southern	3
#7 UNCG	5	#3 Furman	4
#4 Georgia Southern	5	#8 Appalachian State	2
#2 College of Charleston	1	#6 Western Carolina	0
#1 Elon	12	#5 The Citadel	3
#6 Western Carolina	13	#4 Georgia Southern	3
#5 The Citadel	10	#7 UNCG	3
#2 Coll. of Charleston	12	#1 Elon	1
#5 The Citadel	4	#6 Western Carolina	2
#5 The Citadel	14	#1 Elon	11
#2 College of Charleston	5	#5 The Citadel	4

2007 (Joseph P. Riley, Jr. Park; Charleston, S.C.) Champion: Wofford

#9 Wofford	5	#8 Furman	3
#7 The Citadel	7	#10 Davidson	0
#5 UNCG	9	#4 Appalachian State	3
#9 Wofford	19	#1 College of Charleston	6
#7 The Citadel	7	#2 Western Carolina	2
#3 Elon	14	#6 Georgia Southern	7
#7 The Citadel	6	#3 Elon	5
#4 Appalachian State	11	#1 College of Charleston	10
#6 Georgia Southern	6	#2 Western Carolina	5
#9 Wofford	12	#5 UNCG	5
#5 UNCG	8	#6 Georgia Southern	6
#3 Elon	9	#4 Appalachian State	5
#9 Wofford	6	#7 The Citadel	2
#3 Elon	11	#5 UNCG	9 (10)
#7 The Citadel	5	#3 Elon	2
#9 Wofford	4	#7 The Citadel	2

2008 (Joseph P. Riley, Jr. Park; Charleston, S.C.) Champion: Elon

#7 Western Carolina	11	#10 Davidson	10 (12)
#9 Wofford	8	#8 The Citadel	4
#2 College of Charleston	5	#7 Western Carolina	4
#3 Furman	10	#6 Appalachian State	8 (10)
#1 Elon	21	#9 Wofford	12
#4 Georgia Southern	21	#5 UNCG	9
#6 Appalachian State	10	#7 Western Carolina	5
#5 UNCG	14	#9 Wofford	5
#2 Coll. of Charleston	12	#3 Furman	8
#1 Elon	16	#4 Georgia Southern	5
#3 Furman	13	#6 Appalachian State	12
#5 UNCG	12	#4 Georgia Southern	9
#2 Coll. of Charleston	12	#3 Furman	11 (10)
#1 Elon	12	#5 UNCG	4
#1 Elon	17	#2 College of Charleston	8

2009 (Fluor Field; Greenville, S.C.) Champion: Georgia Southern

#2 Georgia Southern	4	#7 Davidson	3 (11)
#6 Appalachian State	4	#3 The Citadel	1
#1 Elon	10	#8 Furman	8
#4 Western Carolina	12	#5 College of Charleston	4
#3 The Citadel	9	#7 Davidson	8
#8 Furman	6	#5 College of Charleston	5
#2 Georgia Southern	6	#6 Appalachian State	5
#1 Elon	15	#4 Western Carolina	7
#3 The Citadel	5	#6 Appalachian State	3
#8 Furman	7	#4 Western Carolina	6
#3 The Citadel	5	#1 Elon	1
#2 Georgia Southern	16	#8 Furman	4

#1 Elon	8	#3 The Citadel	7
#2 Georgia Southern	7	#1 Elon	3

2010 (Joseph P. Riley, Jr. Park; Charleston, S.C.) Champion: The Citadel

#2 College of Charleston	12	#7 Appalachian State	11 (11)
#6 Western Carolina	11	#3 Georgia Southern	4
#1 The Citadel	9	#8 Furman	5
#4 Elon	1	#5 Samford	0
#7 Appalachian State	6	#3 Georgia Southern	2
#5 Samford	13	#8 Furman	10
#1 The Citadel	6	#4 Elon	3 (10)
#6 Western Carolina	7	#2 Coll. of Charleston	6 (12)
#7 Appalachian State	10	#2 College of Charleston	6
#4 Elon	7	#5 Samford	4
#7 Appalachian State	3	#6 Western Carolina	2
#1 The Citadel	6	#4 Elon	5 (10)
#6 Western Carolina	7	#7 Appalachian State	6
#1 The Citadel	10	#6 Western Carolina	3

2011 (Joseph P. Riley, Jr. Park; Charleston, S.C.) Champion: Georgia Southern

#7 Furman	12	#2 UNCG	6
#3 Samford*	5	#6 Appalachian State	3
#8 Western Carolina	10	#1 Elon	7 (20)
#4 Georgia Southern	4	#5 College of Charleston	2
#6 Appalachian State	6	#2 UNCG	4
#5 College of Charleston	4	#1 Elon	3
#3 Samford	7	#7 Furman	1
#4 Georgia Southern	12	#8 Western Carolina	1
#6 Appalachian State	5	#7 Furman	0
#5 College of Charleston	4	#8 Western Carolina	2
#3 Samford	2	#6 Appalachian State	1
#5 College of Charleston	9	#4 Georgia Southern	1
#4 Georgia Southern	7	#5 College of Charleston	6
#4 Georgia Southern	1	#3 Samford	0

* later vacated all wins in tournament

2012 (Fluor Field; Greenville, S.C.) Champion: Samford*

#7 The Citadel	8	#2 Coll. of Charleston	6 (11)
#6 Georgia Southern	19	#3 Elon	2
#1 Appalachian State	7	#8 Furman	5
#4 Samford	7	#5 Western Carolina	0
#3 Elon	14	#2 Coll. of Charleston	12
#8 Furman	9	#5 Western Carolina	8
#6 Georgia Southern	8	#7 The Citadel	1
#4 Samford	12	#1 Appalachian State	7
#3 Elon	7	#7 The Citadel	3
#8 Furman	13	#1 Appalachian State	4
#6 Georgia Southern	10	#3 Elon	7
#4 Samford	12	#8 Furman	2
#4 Samford	9	#6 Georgia Southern	6 (10)

* later vacated all wins and tournament title

2013 (Fluor Field; Greenville, S.C.) Champion: Elon

#4 The Citadel	6	#5 Appalachian State	5
#1 Western Carolina	13	#8 Samford	7
#6 Furman	10	#3 Elon	1
#7 Georgia Southern	2	#2 College of Charleston	0
#3 Elon	18	#2 College of Charleston	8
#5 Appalachian State	2	#8 Samford	1
#4 The Citadel	12	#1 Western Carolina	11
#7 Georgia Southern	3	#6 Furman	2
#5 Appalachian State	15	#1 Western Carolina	4
#3 Elon	8	#6 Furman	1
#4 The Citadel	8	#5 Appalachian State	6
#3 Elon	11	#7 Georgia Southern	4
#3 Elon	7	#7 Georgia Southern	6
#3 Elon	6	#4 The Citadel	5

2014 (Joseph P. Riley, Jr. Park; Charleston, S.C.) Champion: Georgia Southern

#8 Furman	6	#9 UNCG	5 (11)
#10 The Citadel	10	#7 Elon	7
#5 Appalachian State	3	#4 Georgia Southern	2
#8 Furman	3	#1 Western Carolina	2
#2 Davidson	9	#10 The Citadel	7
#3 Samford*	4	#6 Wofford	2
#4 Georgia Southern	8	#1 Western Carolina	4
#6 Wofford	4	#10 The Citadel	2
#8 Furman	3	#5 Appalachian State	1
#3 Samford	7	#2 Davidson	3

#4 Georgia Southern	2	#5 Appalachian State	1
#6 Wofford	10	#2 Davidson	7
#4 Georgia Southern	11	#8 Furman	8
#3 Samford	12	#6 Wofford	3
#4 Georgia Southern	10	#8 Furman	7 (12)
#4 Georgia Southern	4	#3 Samford	3

* later vacated all wins in tournament

2015 (Joseph P. Riley, Jr. Park; Charleston, S.C.) Champion: Mercer

#8 The Citadel	8	#9 ETSU	2
#2 Samford	8	#7 Western Carolina	7 (10)
#3 Wofford	16	#6 Furman	7
#1 Mercer	3	#8 The Citadel	2
#4 VMI	6	#5 UNCG	5
#8 The Citadel	8	#5 UNCG	4
#2 Furman	12	#2 Western Carolina	4
#2 Samford	4	#3 Wofford	3
#1 Mercer	19	#4 VMI	7
#3 Wofford	1	#6 Furman	0
#8 The Citadel	10	#4 VMI	5
#3 Wofford	12	#2 Samford	8
#1 Mercer	8	#8 The Citadel	1
#2 Samford	25	#3 Wofford	4
#1 Mercer	5	#2 Samford	0

2016 (Fluor Field; Greenville, S.C.) Champion: Western Carolina

#8 The Citadel	3	#9 VMI	2 (10)
#4 Furman	3	#5 ETSU	0
#1 Mercer	13	#8 The Citadel	1 (7)
#2 Western Carolina	10	#7 Wofford	9
#6 Samford	8	#3 UNCG	5
#5 ETSU	4	#8 The Citadel	2
#3 UNCG	9	#7 Wofford	6
#1 Mercer	6	#4 Furman	1
#2 Western Carolina	14	#6 Samford	4
#6 Samford	12	#5 ETSU	11 (10)
#4 Furman	15	#3 UNCG	10
#1 Mercer	9	#2 Western Carolina	8
#6 Samford	2	#4 Furman	0
#2 Western Carolina	7	#6 Samford	4
#2 Western Carolina	4	#1 Mercer	2
#2 Western Carolina	3	#1 Mercer	2

2017 (Fluor Field; Greenville, S.C.) Champion: UNCG

#9 VMI	8	#8 The Citadel	0
#4 Furman	13	#5 Wofford	3 (7)
#1 Mercer	11	#9 VMI	6
#7 ETSU	8	#2 Western Carolina	6
#3 UNCG	6	#6 Samford	3
#9 VMI	6	#5 Wofford	5 (10)
#6 Samford	6	#2 Western Carolina	1
#4 Furman	6	#1 Mercer	1
#3 UNCG	6	#7 ETSU	4
#6 Samford	5	#1 Mercer	4
#7 ETSU	12	#9 VMI	11
#3 UNCG	12	#4 Furman	8
#7 ETSU	16	#6 Samford	6 (8)
#4 Furman	8	#7 ETSU	6
#4 Furman	6	#3 UNCG	4
#3 UNCG	13	#4 Furman	1 (7)

1947: (1 team, 3-2)

District Playoff, Charlotte, N.C.

Alabama 8, CLEMSON 2
CLEMSON 8, Auburn 3
CLEMSON 1, Alabama 0
CLEMSON 4, Alabama 1

Eastern Playoff, New Haven, Conn.

Yale 7, CLEMSON 3

1948: (1 team, 4-3)

District 3 Playoff, Charlotte, N.C.

NORTH CAROLINA 15, Georgia Tech 0
NORTH CAROLINA 11, Alabama 3
George Washington 5, NORTH CAROLINA 4
NORTH CAROLINA 10, George Washington 0

Eastern Playoff, Winston-Salem, N.C.

Yale 6, NORTH CAROLINA 1
NORTH CAROLINA 7, Illinois 3
Lafayette 5, NORTH CAROLINA 2

1949: (1 team, 7-2)

District 3 Playoff, Charlotte, N.C.

WAKE FOREST 5, Kentucky 3
WAKE FOREST 4, Mississippi State 3 (12)
WAKE FOREST 8, Kentucky 0

Region 2 Playoff, South Bend, Ind.

WAKE FOREST 10, Notre Dame 7
WAKE FOREST 4, Notre Dame 2

College World Series, Wichita, Kan.

WAKE FOREST 2, Southern California 1
Texas 8, WAKE FOREST 1
WAKE FOREST 2, Southern California 1
Championship
Texas 10, WAKE FOREST 3

1950: (1 team, 0-2)

District Playoff, Kannapolis, N.C.

Alabama 6, CLEMSON 1
Kentucky 4, CLEMSON 2

1952: (1 team, 4-2)

District 3 Playoff, Kannapolis, N.C.

DUKE 7, Tennessee 1
DUKE 5, Rollins 4
DUKE 4, Florida 3

College World Series, Omaha, Neb.

DUKE 18, Oregon State 7
Penn State 12, DUKE 7
Western Michigan 5, DUKE 1

1953: (1 team, 5-3)

District 3 Playoff, Charlotte, N.C.

DUKE 9, Mississippi State 1
Georgia 9, DUKE 4
DUKE 5, Mississippi State 4
DUKE 9, Georgia 1
DUKE 11, Georgia 3

College World Series, Omaha, Neb.

Texas 2, DUKE 1
DUKE 3, Northern Colorado 2
Boston College 7, DUKE 6 (11)

1954: (1 team, 2-2)

District 3 Playoff, campus sites

VIRGINIA TECH 11, Clemson 10 (Clemson, S.C.)
VIRGINIA TECH 7, Clemson 1 (Blacksburg, Va.)

District 3 Playoff, Winter Park, Fla.

Rollins 3, VIRGINIA TECH 0
Rollins 9, VIRGINIA TECH 3

1955: (1 team, 1-2)

District 3 Playoff, Morgantown, W.Va.

Wake Forest 5, WEST VIRGINIA 1
WEST VIRGINIA 9, Wake Forest 7
Wake Forest 6, WEST VIRGINIA 5

1957: (1 team, 0-2)

District 3 Playoff, Gastonia, N.C.

Duke 9, GEORGE WASHINGTON 1
Ga. Southern 5, GEORGE WASHINGTON 3

1958: (1 team, 0-2)

District 3 Playoff, Gastonia, N.C.

Clemson 4, GEORGE WASHINGTON 2
Florida State 3, GEORGE WASHINGTON 1

1959: (1 team, 0-2)

District 3 Playoff, Gastonia, N.C.

Florida State 3, GEORGE WASHINGTON 2
Georgia Tech 7, GEORGE WASHINGTON 2

1960: (1 team, 1-2)

District 3 Playoff, Gastonia, N.C.

THE CITADEL 4, Florida 2
North Carolina 13, THE CITADEL 1
Florida 4, THE CITADEL 1

1961: (1 team, 1-2)

District 3 Playoff, Gastonia, N.C.

Florida State 3, WEST VIRGINIA 1
WEST VIRGINIA 4, Florida State 3
Duke 7, WEST VIRGINIA 3

1962: (1 team, 0-2)

District 3 Playoff, Gastonia, N.C.

Wake Forest 8, WEST VIRGINIA 3
Florida State 6, WEST VIRGINIA 5

1963: (1 team, 1-2)

District 3 Playoff, Gastonia, N.C.

Wake Forest 4, WEST VIRGINIA 3
WEST VIRGINIA 2, Auburn 1
Wake Forest 12, WEST VIRGINIA 8

1964: (1 team, 0-2)

District 3 Playoff, Gastonia, N.C.

Mississippi 11, WEST VIRGINIA 0
East Carolina 6, WEST VIRGINIA 5

1965: (1 team, 2-2)

District 3 Playoff, Gastonia, N.C.

FURMAN 5, Maryland 4
FURMAN 5, Mississippi State 2
Florida State 2, FURMAN 1
Florida State 7; FURMAN 5

1966: (1 team, 0-2)

District 3 Playoff, Gastonia, N.C.

North Carolina 7, EAST CAROLINA 1
Florida State 6, EAST CAROLINA 3

1967: (1 team, 0-2)

District 3 Playoff, Gastonia, N.C.

Auburn 8, WEST VIRGINIA 3
Clemson 5, WEST VIRGINIA 0

1968: (1 team, 1-2)

District 3 Playoff, Gastonia, N.C.

EAST CAROLINA 2, Florida State 1
North Carolina State 7, EAST CAROLINA 5
Florida State 3, EAST CAROLINA 2

1969: (1 team, 0-2)

District 3 Playoff, Gastonia, N.C.

North Carolina 3, FURMAN 0
Virginia Tech 6, FURMAN 3

1970: (1 team, 0-2)

District 3 Playoff, Gastonia, N.C.

Florida State 2, EAST CAROLINA 0
Mississippi State 12, EAST CAROLINA 6

1972: (1 team, 0-2)

District 3 Playoff, Gastonia, N.C.

Virginia 18, RICHMOND 2
Florida State 10, RICHMOND 5

1973: (1 team, 2-2)

District 3 Playoff, Starkville, Miss.

North Carolina State 5, APPALACHIAN STATE 1
APPALACHIAN STATE 2, South Alabama 1
APPALACHIAN STATE 4, North Carolina State 3
Miami (Fla.) 13, APPALACHIAN STATE 5

1974: (1 team, 0-2)

District 3 Playoff, Starkville, Miss.

Vanderbilt 2, EAST CAROLINA 1
South Carolina 5, EAST CAROLINA 1



The Citadel's 1990 squad made a memorable run to the College World Series in Omaha, Neb.

SOCON IN NCAA CHAMPIONSHIP



1975: (1 team, 0-2)

Atlantic Regional, Columbia, S.C.

South Carolina 11, THE CITADEL 3
North Carolina State 16, THE CITADEL 3

1976: (1 team, 2-2)

Atlantic Regional, Columbia, S.C.

Clemson 13, FURMAN 2
FURMAN 5, Virginia Tech 4
FURMAN 12, South Carolina 1
Clemson 6, FURMAN 2

1977: (1 team, 0-2)

Atlantic Regional, Columbia, S.C.

Wake Forest 6, EAST CAROLINA 3
South Carolina 4, EAST CAROLINA 1

1978: (1 team, 2-2)

Atlantic Regional, Coral Gables, Fla.

MARSHALL 4, Florida State 0
MARSHALL 9, Clemson 3
Miami (Fla.) 6, MARSHALL 0
Miami (Fla.) 5, MARSHALL 1

1979: (1 team, 0-2)

Atlantic Regional, Coral Gables, Fla.

Miami (Fla.) 3, THE CITADEL 1
Georgia Southern 5, THE CITADEL 3

1980: (1 team, 1-2)

Atlantic Regional, Clemson, S.C.

Clemson 22, ETSU 4
ETSU 3, Georgia Southern 1
South Carolina 8, ETSU 5

1981: (1 team, 2-2)

Atlantic Regional, Clemson, S.C.

Mississippi State 7, ETSU 6
ETSU 2, Clemson 1
ETSU 5, Wichita State 4
Mississippi State 6, ETSU 5

1982: (1 team, 2-2)

East Regional, Columbia, S.C.

THE CITADEL 9, North Carolina 4
South Carolina 6, THE CITADEL 4
THE CITADEL 15, Old Dominion 1
South Carolina 11, THE CITADEL 2

1983: (1 team, 2-2)

East Regional, Chapel Hill, N.C.

THE CITADEL 14, Delaware 5
THE CITADEL 5, North Carolina 3
James Madison 5, THE CITADEL 2
Delaware 7, THE CITADEL 1

1984: (1 team, 0-2)

South II Regional, Starkville, Miss.

New Orleans 1, APPALACHIAN STATE 0
Eastern Kentucky 10, APPALACHIAN STATE 9

1985: (1 team, 2-2)

East Regional, Columbia, S.C.

WESTERN CAROLINA 5, Old Dominion 3
LaSalle 13, WESTERN CAROLINA 12
WESTERN CAROLINA 9, St. John's 6
South Carolina 14, WESTERN CAROLINA 3

1986: (2 teams, 0-4)

Atlantic Regional, Coral Gables, Fla.

Miami (Fla.) 10, WESTERN CAROLINA 8
Georgia Tech 8, WESTERN CAROLINA 7

Midwest Regional, Stillwater, Okla.

Stanford 11, APPALACHIAN STATE 1
Oklahoma State 23, APPALACHIAN STATE 2

1987: (1 team, 2-2)

Midwest Regional, Starkville, Miss.

Oklahoma State 6, WESTERN CAROLINA 0
WESTERN CAROLINA 8, Mississippi State 1
WESTERN CAROLINA 8, Purdue 7
Oklahoma State 9, WESTERN CAROLINA 6

1988: (1 team, 0-2)

South Regional, Starkville, Miss.

Mississippi State 7, WESTERN CAROLINA 4
Texas A&M 8, WESTERN CAROLINA 6

1989: (1 team, 0-2)

South Regional, Starkville, Miss.

Mississippi State 8, WESTERN CAROLINA 0
Indiana State 10, WESTERN CAROLINA 3

1990: (1 team, 5-2)

Atlantic Regional, Coral Gables, Fla.

THE CITADEL 11, North Carolina State 3
THE CITADEL 8, East Carolina 5
THE CITADEL 6, Miami (Fla.) 2
THE CITADEL 4, Miami (Fla.) 1

College World Series, Omaha, Neb.

LSU 8, THE CITADEL 2
THE CITADEL 8, Cal State Fullerton 7 (12)
LSU 6, THE CITADEL 1

1991: (1 team, 1-2)

East Regional, Gainesville, Fla.

Florida 2, FURMAN 0
FURMAN 7, Ohio 2
Missouri 8, FURMAN 4

1992: (1 team, 3-2)

South II Regional, Tallahassee, Fla.

WESTERN CAROLINA 1, Florida State 0
WESTERN CAROLINA 14, Kent State 1
WESTERN CAROLINA 5, Stanford 0
Florida State 4, WESTERN CAROLINA 3
Florida State 18, WESTERN CAROLINA 3

1993: (1 team, 1-2)

South Regional, Baton Rouge, La.

Louisiana State 7, WESTERN CAROLINA 2
WESTERN CAROLINA 10, Miami (Fla.) 5
Kent State 8, WESTERN CAROLINA 5

1994: (2 teams, 1-4)

East Regional, Clemson, S.C.

Notre Dame 5, THE CITADEL 1
THE CITADEL 4, Virginia Tech 3
Clemson 5, THE CITADEL 1

Midwest Regional, Knoxville, Tenn.

Tennessee 6, WESTERN CAROLINA 4
Arizona State 8, WESTERN CAROLINA 6

1995: (1 team, 0-2)

Midwest Regional, Knoxville, Tenn.

Tennessee 5, THE CITADEL 2
Pittsburgh 12, THE CITADEL 10

1996: (1 team, 1-2)

Atlantic Regional, Clemson, S.C.

GEORGIA SOUTHERN 6, Old Dominion 0
West Virginia 9, GEORGIA SOUTHERN 4
Tennessee 6, GEORGIA SOUTHERN 1

1997: (1 team, 1-2)

East Regional, Tallahassee, Fla.

Auburn 11, WESTERN CAROLINA 3
WESTERN CAROLINA 8, Marist 3
South Florida 9, WESTERN CAROLINA 4

1998: (1 team, 1-2)

East Regional, Clemson, S.C.

Clemson 12, THE CITADEL 3
THE CITADEL 5, Fordham 1
VCU 3, THE CITADEL 2 (11 inn)

1999: (1 team, 0-2)

Regional, Tallahassee, Fla.

Florida State 24, THE CITADEL 6
Providence 12, THE CITADEL 1

2000: (1 team, 0-2)

Regional, Atlanta, Ga.

Georgia Tech 11, GEORGIA SOUTHERN 9
Auburn 11, GEORGIA SOUTHERN 5

2001: (2 teams, 1-4)

Regional, Columbia, S.C.

South Carolina 16, THE CITADEL 0
Princeton 11, THE CITADEL 6

Regional, Athens, Ga.

GEORGIA SOUTHERN 4, Georgia 3
Coastal Carolina 15, GEORGIA SOUTHERN 3
Georgia 10, GEORGIA SOUTHERN 2

2002: (1 team, 1-2)

Regional, Clemson, S.C.

Clemson 15, GEORGIA SOUTHERN 1
GEORGIA SOUTHERN 6, Elon 2
East Carolina 7, GEORGIA SOUTHERN 3

2003: (1 team, 2-2)

Regional, Wilson, N.C.

VCU 6, WESTERN CAROLINA 0
WESTERN CAROLINA 9, Le Moyne 5
WESTERN CAROLINA 2, VCU 0
NC State 6, WESTERN CAROLINA 4 (14)

2004: (2 teams, 3-4)

Regional, Columbia, S.C.

South Carolina 12, THE CITADEL 4
THE CITADEL 10, Coastal Carolina 1
North Carolina 6, THE CITADEL 3

Regional, Baton Rouge, La.

Southern Miss 6, COLLEGE OF CHARLESTON 5
COLLEGE OF CHARLESTON 2, Army 1
COLLEGE OF CHARLESTON 7, Southern Miss 3
LSU 11, COLLEGE OF CHARLESTON 3

2005: (2 teams, 1-4)

Regional, Atlanta, Ga.

Georgia Tech 5, FURMAN 4 (10)
Michigan 6, FURMAN 3


Regional, Clemson, S.C.

COLLEGE OF CHARLESTON 5, Oral Roberts 2
Clemson 6, COLLEGE OF CHARLESTON 0
Oral Roberts 6, COLLEGE OF CHARLESTON 0

2006: (2 teams, 4-4)

Regional, Lexington, Ky.

COLLEGE OF CHARLESTON 5, Notre Dame 4 (16)
COLLEGE OF CHARLESTON 11, Ball State 0
COLLEGE OF CHARLESTON 7, at Kentucky 4



Oliver Marmol (center) scored the winning run for College of Charleston in a 5-4, 16-inning win over Notre Dame at the Lexington Regional in 2006.

Super Regional, Atlanta, Ga.

Georgia Tech 5, COLLEGE OF CHARLESTON 0
Georgia Tech 12, COLLEGE OF CHARLESTON 3

Regional, Clemson, S.C.

ELON 5, Mississippi State 4
Clemson 13, ELON 3
Mississippi State 12, ELON 3

2007: (2 teams, 2-4)

Regional, Chapel Hill, N.C.

East Carolina 9, WESTERN CAROLINA 8
WESTERN CAROLINA 7, Jacksonville 0
WESTERN CAROLINA 9, East Carolina 5
North Carolina 6, WESTERN CAROLINA 5

Regional, Columbia, S.C.

South Carolina 9, WOFFORD 1
NC State 10, WOFFORD 6

2008: (1 team, 1-2)

Regional, Cary, N.C.

UNC Wilmington 5, ELON 2
ELON 6, Mount St. Mary's 3
UNC Wilmington 15, ELON 11

2009: (2 teams, 1-4)

Regional, Atlanta, Ga.

Southern Miss 17, ELON 15
ELON 4, Georgia State 3
Georgia Tech 8, ELON 4

Regional, Fullerton, Calif.

Gonzaga 19, GEORGIA SOUTHERN 10
Utah 11, GEORGIA SOUTHERN 10

2010: (3 teams, 3-6)

Regional, Columbia, S.C.

THE CITADEL 7, Virginia Tech 2
South Carolina 9, THE CITADEL 4
Virginia Tech 4, THE CITADEL 3

Regional, Myrtle Beach, S.C.

COLLEGE OF CHARLESTON 9, NC State 6
COLLEGE OF CHARLESTON 16, Coastal Carolina 6
Coastal Carolina 8, COLLEGE OF CHARLESTON 7
Coastal Carolina 11, COLLEGE OF CHARLESTON 10 (10)

Regional, Atlanta, Ga.

Alabama 11, ELON 2
Mercer 13, ELON 7

2011: (1 team, 0-2)

Regional, Columbia, S.C.

South Carolina 2, GEORGIA SOUTHERN 1
NC State 5, GEORGIA SOUTHERN 2

2012: (3 teams, 5-6)

Regional, Charlottesville, Va.

APPALACHIAN STATE 5, Oklahoma 4
APPALACHIAN STATE 6, Virginia 5
Oklahoma 14, APPALACHIAN STATE 6
Oklahoma 5, APPALACHIAN STATE 2

Regional, Gainesville, Fla.

Georgia Tech 8, COLLEGE OF CHARLESTON 4
COLLEGE OF CHARLESTON 8, Bethune-Cookman 2
Georgia Tech 3, COLLEGE OF CHARLESTON 0

Regional, Tallahassee, Fla.

*SAMFORD 5, Mississippi State 0
Florida State 8, SAMFORD 1
SAMFORD 3, Mississippi State 2
Florida State 5, SAMFORD 2

* later vacated wins in NCAA Regional

2013: (1 team, 2-2)

Regional, Charlottesville, Va.

ELON 10, UNCW 7
Virginia 2, ELON 0
ELON 6, UNCW 4
Virginia 11, ELON 3

2014: (1 team, 1-2)

Regional, Tallahassee, Fla.

GEORGIA SOUTHERN 7, Florida State 0
Kennesaw State 13, GEORGIA SOUTHERN 5 (11)
Alabama 6, GEORGIA SOUTHERN 0

2015: (1 team, 0-2)

Regional, Tallahassee, Fla.

Florida State 5, MERCER 4 (10)
Auburn 1, MERCER 0

2016: (1 team, 1-2)

Regional, Clemson, S.C.

Clemson 24, WESTERN CAROLINA 10
WESTERN CAROLINA 4, Nebraska 1
Clemson 15, WESTERN CAROLINA 3

2017 (1 team, 1-2)

Regional, Clemson, S.C.

Clemson 5, UNCG 4
UNCG 3, St. John's 1
Clemson 6, UNCG 3

OVERALL RECORD: 90-162 (.357)*

* Samford later vacated two wins from 2012

PLAYERS/PITCHERS OF THE WEEK



1989 Players

March 12 Andy Beasley, VMI
March 19 Matt Raleigh, WCU
March 26 Gettys Glaze, CIT
April 2 Johnny McCraw, APP
April 9 Billy Swails, CIT
April 16 Steve Hollins, APP
April 23 Jason Nixon, MAR

1989 Pitchers

March 12 Brad Riley, APP
March 19 Mike Clark, FUR
March 26 Paul Menhart, WCU
April 2 Matt Gore, CIT
April 9 Pete Palmer, APP
April 16 Brad Stowell, CIT
April 23 Jeff Stevens, WCU

1990 Players

March 11 Anthony Jenkins, CIT
March 18 Grant Brittain, WCU
March 25 Johnny McCraw, APP
April 1 Grant Brittain, WCU
April 8 Grant Brittain, WCU
April 15 Scott Waugh, APP
April 22 Kevin Bellomo, WCU

1990 Pitchers

March 11 Richard Shirer, CIT
March 18 Tom Brodnax, FUR
March 25 Richard Shirer, CIT
April 1 Ken Britt, CIT
April 8 Richard Shirer, CIT
April 15 Jason Schafer, MAR
April 22 Johnny Meadows, APP

1991 Players

March 10 Chris Childers, MAR
March 17 Kevin Bellomo, WCU
March 24 Todd Raleigh, WCU
March 31 Shane McComas, MAR
April 7 Rod Walker, ETSU
April 14 Johnny McCraw, APP
April 21 Jason Rhychlick, CIT

1991 Pitchers

March 10 Bill Craig, MAR
March 17 Phillip Grundy, WCU
March 24 Dallas Rhinehart, ETSU
March 31 Brad Stowell, CIT
April 7 Ken Britt, CIT
April 14 Hank Kraft, CIT
April 21 Chris Bellomy, MAR

1992 Players

March 9 Todd Greene, GSU
March 16 Joey Cox, WCU
March 23 Jermaine Shuler, CIT
March 30 Rod Walker, ETSU
April 6 Rodney Hennon, WCU
April 13 Nathan Dunn, ETSU
April 20 Rod Walker, ETSU

1992 Pitchers

March 9 Gettys Glaze, CIT
March 16 Jim Carragher, GSU
March 23 Matt Spade, MAR
March 30 Hank Kraft, CIT
April 6 Ken Britt, CIT
April 13 Gettys Glaze, CIT
April 20 Gettys Glaze, CIT

1993 Players

Feb. 28 Phillip Grundy, WCU
March 7 Todd Greene, GSU
March 14 Chris Lemonis, CIT
March 21 Rodney Hennon, WCU
March 28 Phillip Grundy, WCU
April 3 Mike Tidick, WCU
April 10 Kurt Henzler, MAR
April 17 Clay Hall, DAV
April 24 Tim Kerns, DAV

1993 Pitchers

Feb. 28 Ron Buffington, GSU
March 7 Steve Basch, CIT
March 14 Clint Fair, GSU
March 21 Donald Morillo, CIT
March 28 Paul Thornton, GSU
April 3 Clint Fair, GSU
April 10 Mac Chapman, DAV
April 17 John Price, CIT
April 24 Jim Carragher, GSU

1994 Players

Feb. 27 Louie Napoleon, VMI
March 6 Russ Roper, FUR
March 13 Mac Chapman, DAV
March 20 Mac Chapman, DAV
March 27 Roy Hurst, WCU
April 3 Mike Hooks, ETSU
April 10 Mike Tidick, WCU
April 17 Matt Wilson, GSU
April 24 Mike Hagy, MAR

1994 Pitchers

Feb. 27 Jason Beverlin, WCU
March 6 Marc Phillips, VMI
March 13 Rick Paugh, MAR
March 20 Jason Beverlin, WCU
March 27 Jay Adams, VMI
April 3 Tim Roth, GSU
April 10 Britt Reames, CIT
April 17 Todd Anderson, ETSU
April 24 Matt Spade, MAR

1995 Players

Feb. 26 Jody Henson, WCU
March 5 Tyson Whitley, GSU
March 12 Jason Andrews, GSU
March 19 Danny Allard, APP
March 26 Jody Henson, WCU
April 2 Brad Edwards, DAV
April 9 Bo Betchman, CIT
April 16 Adam Cross, ETSU
April 23 Dan Martz, FUR

1995 Pitchers

Feb. 26 Dale Pilgrim, WCU
March 5 William Rushing, GSU
March 12 Britt Reames, CIT
March 19 Clark Maxwell, WCU
March 26 Chris Pollard, DAV
April 2 Clark Maxwell, WCU
April 9 Brian Callahan, CIT
April 16 Mark DiFelice, WCU
April 23 Jason Crews, APP

1996 Players

Feb. 25 Alex Tolbert, WCU
March 3 Tommy Peterman, GSU
March 10 Luke Goodwin, DAV
March 17 A.J. Polichnowski, ETSU
March 24 Curt Beerman, CIT
March 31 Nate Shepperson, VMI
April 7 Tommy Peterman, GSU
April 14 Tommy Peterman, GSU
April 21 Bo Betchman, CIT

1996 Pitchers

Feb. 25 Scott Musgrave, APP
March 3 Jim Jordan, FUR
March 10 Jim Jordan, FUR
March 17 Clark Maxwell, WCU
March 24 Dan Stutzman, APP
March 31 Brian Bain, WCU
April 7 Tod Lee, GSU
April 14 Brian Rogers, CIT
April 24 Brian Rogers, CIT

1997 Players

March 3 Michael Holder, GSU
March 10 Britt Phelps, ETSU
March 17 Steve Walson, GSU
March 24 Curt Beerman, CIT
March 31 Jeremy Bruce, WCU
April 7 Martin Barrow, WCU
April 14 Jerry Simmons, CIT
April 21 Tyson Whitley, GSU

1997 Pitchers

March 3 Mark DiFelice, WCU
March 10 Tod Lee, GSU
March 17 Dan Stutzman, APP
March 24 Tom Martin, CIT
March 31 Brian Rogers, CIT
April 7 Jay Adams, VMI
April 14 Clint Sauls, GSU
April 21 Ryan Foote, FUR

1998 Players

March 9 Chuck Koone, WCU
March 16 Charles Thomas, WCU
March 23 Jerry Simmons, CIT
March 30 Jody Pollock, GSU
April 6 Terrence Smalls, CIT
April 13 Stephen Crater, APP
April 20 Kenny Vawter, UNCG
April 27 Phillip Hartig, CIT

1998 Pitchers

March 9 Josh Spradlin, VMI
March 16 Brian Rogers, CIT
March 23 Rodney Hancock, CIT
March 30 Rhett Woehrl, UNCG
April 6 Lance Surridge, UNCG
April 13 Izzy Olvera, ETSU
April 20 Tom Martin, CIT
April 27 Brian Wiley, CIT

1999 Players

March 1 Dustin Langley, GSU
March 8 Jody Pollock, GSU
March 15 Ronny Marmol, CofC
March 22 Jesse Martin, UNCG
March 29 Rusty Swackhamer, ETSU
April 4 Brandon Eierman, ETSU
April 12 Charles Thomas, WCU
April 19 Ed Pearson, VMI
April 26 Rusty Swackhamer, ETSU
May 3 Eric Johnson, WCU
May 10 Philip Hartig, CIT
May 17 Matt Easterday, GSU

1999 Pitchers

March 1 Wes Self, DAV
March 8 Brett Lewis, GSU
March 15 Matt Baber, ETSU
March 22 Brian Wiley, CIT
March 29 Travis Parker, CofC
April 4 Dallas McPherson, CIT
April 12 Brian Wiley, CIT
April 19 Brian Wiley, CIT
April 26 Wes Self, DAV
May 3 Taft Cable, UNCG
May 10 Scott Oliver, CofC
May 17 Rodney Hancock, CIT

2000 Players

Feb. 21 Tim Frend, DAV
Feb. 28 Philip Hartig, CIT
March 6 Dallas McPherson, CIT
March 13 Jeremy Purcell, UNCG
March 20 Scott Henley, GSU
March 27 Philip Hartig, CIT
March 27 Scott Henley, GSU
April 3 Chad Boruff, ETSU
April 10 Stewart Sloan, DAV
April 17 Matt Easterday, GSU
April 24 Philip Hartig, CIT
May 1 Scott Henley, GSU
May 8 Kevin Blocker, WOF
May 17 Chad Boruff, ETSU

2000 Pitchers

Feb. 21 Jared Burton, WCU
Feb. 28 Taft Cable, UNCG
March 6 Charles Bobo, WOF
March 13 Ryan Gordon, UNCG
March 20 Taft Cable, UNCG
March 27 David Ray, GSU
April 3 Matt Baber, ETSU
April 10 Lucas Hocker, CofC
April 17 Daniel Wheeler, GSU
April 24 Kyle Bunn, CIT
May 1 Ryan Gordon, UNCG
May 8 George Lehr, WOF
May 15 T.A. Fulmer, CIT

2001 Players

Feb. 25 Alan Beck, WCU
March 5 Shane Schumaker, UNCG
March 12 Derek Norman, FUR
March 19 Jason Randall, CIT
March 26 Matt Lauderdale, CofC
March 26 Scott Henley, GSU
April 2 Donovan Minero, WCU
April 9 Matt Herring, GSU
April 16 Jesse Martin, UNCG
April 23 Chris Catanzaro, VMI
April 30 Nathan Copeland, ETSU
May 7 Justin Maderer, FUR
May 14 Darryl Stephens, GSU

2001 Pitchers

March 5 Wes Self, DAV
March 12 Matt Rackers, CofC
March 19 Tate Osterman, WOF
March 26 Ryan Basner, WCU
April 2 Toby David, FUR
April 9 Eric Talbert, CIT
April 16 Brett Lewis, GSU
April 16 Taft Cable, UNCG
April 23 Randy Corn, CIT
April 30 Tom Mastny, FUR
May 7 Dan Foley, WCU
May 14 Scooter Michael, UNCG

2002 Players

Feb. 18 Ryan Schade, WCU
Feb. 25 Rocky Baker, GSU
March 6 Matt Herring, GSU
March 11 Tony Carbone, WOF
March 18 Lee Curtis, CofC
March 25 Donovan Minero, WCU
March 25 Todd Roper, WCU
April 2 Tim Frend, DAV
April 2 Donovan Minero, WCU
April 8 Jason Sarvis, UNCG
April 15 A.J. Zickgraf, GSU
April 22 Chris Downard, APP
April 29 Chris Emond, DAV
May 6 Donovan Minero, WCU
May 13 Lee Curtis, CofC
May 20 Josh Stackley, CIT

2002 Pitchers

Feb. 18 George Lehr, WOF
Feb. 25 Ryan Gordon, UNCG
Jared Comstock, GSU
March 6 Scooter Michael, UNCG
March 11 Jared Burton, WCU
March 18 Jay Metzger, UNCG
March 25 George Lehr, WOF
April 2 T.A. Fulmer, CIT
April 8 Kyle Shipplett, APP
April 15 Tim Frend, DAV
Scooter Michael, UNCG
April 22 Tom Mastny, FUR
April 29 Jay Metzger, UNCG
Raymond Jenkins, CIT
May 6 Tom Mastny, FUR
May 13 Dennis Dove, GSU
May 20 Culley Kline, WOF

2003 Players

Feb. 26 Jesse Cole, WOF
March 3 Jon Aughey, CIT
March 11 Chris Ard, CIT
March 17 Lee Curtis, CoFC
March 24 Lee Curtis, CoFC
April 1 Caleb Moore, ETSU
Sam Navarro, DAV
April 7 Todd Buchanan, WCU
Alan Beck, WCU
April 14 Matt Lauderdale, CoFC
April 21 Rod Goldston, WCU
April 28 Brett Spivey, CoFC
May 6 Alan Beck, WCU
May 13 Derek Smith, APP
May 20 Brendan Gilligan, GSU

2003 Pitchers

Feb. 26 Patrick Griffin, FUR
March 3 Ken Egleton, CIT
March 11 Chris Mason, UNCG
March 17 Ryan Basner, WCU
March 24 Ryan Gordon, UNCG
April 1 Tom Mastny, FUR
April 7 Brett Harker, CoFC
April 14 Derrik Wolpert, DAV
April 21 Reid Price, CoFC
April 28 John Carroll, GSU
May 6 Scooter Michael, UNCG
May 13 Tom Mastny, FUR
May 20 David Mitchell, FUR

2004 Players

Feb. 23 Greg Dowling, GSU
March 2 Ryan Gordon, UNCG
March 10 Alex Gary, WCU
March 15 Chip Cannon, CIT
March 22 Josh Stackley, CIT
March 29 Brett Gardner, CoFC
April 5 Brett Anderson, CoFC
April 12 Phillip Coker, CoFC
April 19 Blake Church, ETSU
April 26 Case Cassidy, FUR
May 2 Caleb Moore, ETSU
May 10 Phillip Coker, CoFC
May 17 Jay Heafner, DAV
James Payne, GSU
May 24 Andy Howdeshell, ETSU

2004 Pitchers

Feb. 23 Brian Akin, DAV
March 2 Nick Stames, UNCG
March 10 Ryan Falcon, UNCG
March 15 Zach Piccola, CoFC
March 22 Matt Garner, Elon
March 29 Sam Perry, FUR
Jarrett Santos, UNCG
April 5 Ryan Edell, CoFC
April 12 Brian Harrison, GSU
April 19 Josh Lairsey, GSU
April 26 Jonathan Ellis, CIT
May 2 John Carroll, GSU
May 10 Scott Clark, APP
May 17 Brian McCullen, WCU
May 24 Jonathan Ellis, CIT

2005 Players

Feb. 21 Brian Hastings, CoFC
Feb. 28 Caleb Moore, ETSU
March 7 D.J. Wabik, CoFC
March 14 Jason Hurst, GSU
March 21 Byron Barber, CoFC
March 28 Brett Gardner, CoFC
April 4 Jay Heafner, DAV
April 11 Evan Erickson, Elon
April 18 Caleb Moore, ETSU
April 25 Blake Church, ETSU
May 2 Andrew Musashe, DAV
May 9 A.J. Zickgraf, GSU
May 16 Chris Ard, CIT
May 23 Gary Morris, Elon

2005 Pitchers

Feb. 21 Chris Mason, UNCG
Feb. 28 Nick Chigges, CoFC
March 7 Patrick Adams, Elon
March 14 Chris Mason, UNCG
Brett Harker, CoFC
March 21 Brian Caudill, APP
March 28 Chris Mason, UNCG
April 4 Brian Barnes, WCU
April 11 Lance Cole, Elon
Jay Heafner, DAV
April 18 Ben Hunter, FUR
April 25 Kevin Regan, Elon
May 2 Danny Meszaros, CoFC
May 9 Chris Mason, UNCG
Dustin Evans, GSU
May 16 Andy Carter, DAV
May 23 Griff Beckham, CIT
Nick Hollstegge, FUR

2006 Players

Feb. 20 Chris Swauger, CIT
Feb. 27 Greg Dowling, GSU
March 7 Tony Maccani, FUR
March 13 Chris Price, Elon
March 20 Steven Strausbaugh, WCU
March 27 Trey McDaniel, WCU
April 3 A.J. Davidiuk, FUR
April 10 Graham Maiden, CoFC
April 17 A.J. Davidiuk, FUR
April 24 Case Cassidy, FUR
May 1 Robert Rodebaugh, Elon
Guy Welsh, UNCG
May 8 Robert Rodebaugh, Elon
May 15 Jermaine Mitchell, UNCG
May 22 Jonathan Greene, WCU

2006 Pitchers

Feb. 20 Lance Cole, Elon
Feb. 27 Jay Heafner, DAV
March 7 Nick Holstegge, FUR
March 13 Tyler Sexton, WCU
March 20 Danny Meszaros, CoFC
March 27 Danny Meszaros, CoFC
April 3 Steven Hensley, Elon
April 10 Steven Hensley, Elon
April 17 Chad Tilley, Elon
April 24 Everett Teaford, GSU
May 1 Patrick Currin, UNCG
May 8 Greg Holland, WCU
May 15 Nick Chigges, CoFC
May 22 Justin Smith, CIT

2007 Players

Feb. 19 Zach Brown, CIT
Feb. 26 Kenny Smith, WCU
March 5 David Rubinstein, APP
March 12 John Ingram, WCU
March 19 Matt Webb, DAV
March 26 Alex Garabedian, CoFC
April 2 Barrett Shaft, WCU
April 9 Richard Jones, CIT
April 16 Chase Austin, Elon
April 23 Alex Garabedian, CoFC
April 30 Mike Economos, GSU
May 7 Brandon Waring, WOF
May 14 Kenny Smith, WCU
May 21 Wes Hobson, APP

2007 Pitchers

Feb. 19 Garrett Sherrill, APP
Feb. 26 Ben Austin, WOF
March 5 Justin Smith, CIT
March 12 Jeff Beliveau, CoFC
March 19 Will Romanowicz, Elon
March 26 Jay Jackson, FUR
April 2 Ryan Falcon, UNCG
Steven Hensley, Elon
April 9 Zach Booker, Elon
April 16 Matt Crim, CIT
April 23 Greg Holland, WCU
April 30 Chris Masters, WCU
May 7 Tyler Sexton, WCU
May 14 Nicholas Karow, FUR
May 21 Matt Klinker, FUR

2008 Players

Feb. 25 Michael Harrington, CoFC
March 3 Corey Overholtzer, UNCG
March 10 Ricky Orton, UNCG
March 17 Chris Shehan, GSU
March 24 Chris Shehan, GSU
March 31 Greg Feltes, UNCG
April 7 Cory Harrilchak, Elon
April 14 Joey Rodgers, FUR
April 21 Brandon Sizemore, CoFC
April 28 Ty Wright, GSU
May 5 Ricky Orton, UNCG
May 12 Michael Harrington, CoFC
May 19 Jeremie Tice, CoFC

2008 Pitchers

Feb. 25 Asher Wojciechowski, CIT
March 3 Jay Jackson, FUR
Matt Reifsnider, CIT
March 10 Jimmy Reyes, Elon
March 17 Matt Crim, CIT
March 24 Chip Hunt, WOF
March 31 Chris Masters, WCU
April 7 Nick Karow, FUR
April 14 Wes Wrenn, CIT
April 21 Jay Jackson, FUR
Chris Masters, WCU
Jesse Simpson, CoFC
April 28 Jesse Simpson, CoFC
May 5 Chris Masters, WCU
May 12 Matt Andress, APP
May 19 Spencer Hale, FUR

2009 Players

Feb. 23 Joash Brodin, CoFC
March 2 Justin Hilt, Elon
March 9 Griffin Benedict, GSU
March 16 Richard Jones, CIT
March 23 Stephen Notaro, WCU
March 30 Mike Melillo, Elon
Cole Rakar, CoFC
April 6 Chris McGuinness, CIT
April 13 Bennett Davis, Elon
April 20 Pat Irvine, Elon
April 27 Dallas Tarleton, Elon
May 4 Matt Mansilla, CoFC
May 11 Joey Bergman, CoFC
May 18 A.J. Wirnsberger, GSU

2009 Pitchers

Feb. 23 Zach Garrett, CIT
March 2 Daniel Ottone, WCU
March 9 David Peterson, CoFC
March 16 Jesse Simpson, CoFC
March 23 Chris Masters, WCU
March 30 Drew Mahaffey, CIT
April 6 Jimmy Reyes, Elon
April 13 Corey Martin, WCU
April 20 Chris Mederos, GSU
April 27 Mike Frongello, DAV
May 4 Chris Masters, WCU
May 11 David Peterson, CoFC
May 18 Matt Crim, CIT

2010 Players

Feb. 22 Corey Overholtzer, UNCG
March 1 Andrew Barna, DAV
March 8 Will Owens, FUR
March 15 David Schulze, SAM
March 22 Rob Kral, CoFC
March 29 Ryan Adams, Elon
April 5 Mike Melillo, Elon
April 12 Tyler Kirkpatrick, WCU
April 19 Matt Leeds, CoFC
April 26 Wes Hobson, APP
May 3 Rob Kral, CoFC
May 10 Mac Doyle, WOF
May 17 Kyle Blackburn, GSU
May 24 Justin Mackert, CIT

2010 Pitchers

Feb. 22 Asher Wojciechowski, CIT
March 1 Matt Andress, APP
March 8 Jason Sullivan, WCU
March 15 Asher Wojciechowski, CIT
March 22 Kevin Decker, CoFC
March 29 Andy Moyer, GSU
April 5 Nathan Hyatt, APP
April 12 Andy Moyer, GSU
Chris Patterson, APP
April 19 Jimmy Reyes, Elon
April 26 Matt Talley, CIT
May 3 Matt Murray, GSU
May 10 Josh Martin, SAM
May 17 Matt Talley, CIT
May 24 Ken Ferrer, Elon

2011 Players

Feb. 21 Ross Heffley, WCU
Feb. 28 Steve Cochran, GSU
March 7 Neal Pritchard, Elon
March 14 Mac Doyle, WOF
March 21 Saxon Butler, SAM
March 28 Mac Doyle, WOF
April 4 Victor Roache, GSU
April 11 Daniel Aldrich, CoFC
April 18 Victor Roache, GSU
April 25 Stephen Notaro, WCU
May 2 Matt Leeds, CoFC
Sebastian Gomez, Elon
May 9 Preston Troutman, APP
May 16 Cody Walker, UNCG
May 23 Ross Heffley, WCU

PLAYERS/PITCHERS OF THE WEEK



REPEAT WEEKLY AWARD WINNERS

Player

5 times
Phillip Hartig, CIT (1998-2000)

4 times
Scott Henley, GSU (2000-01)
Donovan Minero, WCU (2001-02)
Lee Curtis, CofC (2002-03)
Caleb Moore, ETSU (2003-05)
Saxon Butler, SAM (2011-12)

3 times
Johnny McCraw, APP (1989-91)
Grant Brittain, WCU (1990)
Rod Walker, ETSU (1991-92)
Tommy Peterman, GSU (1996)
Alan Beck, WCU (2001-03)
Mac Doyle, WOF (2010-11)
Daniel Aldrich, CofC (2011-12)
Ross Heffley, WCU (2011-12)
Heath Quinn, SAM (2014-16)
Kyle Lewis, MER (2015-16)
Hagen Owenby, ETSU (2015-17)

Pitcher

6 times
Chris Masters, WCU (2007-09)

5 times
Tom Mastny, FUR (2001-03)
Chris Mason, UNCG (2003-05)
JP Sears, CIT (2016-17)

4 times
Brian Rogers, CIT (1996-98)
Brian Wiley, CIT (1998-99)
Taft Cable, UNCG (1999-2001)
Ryan Gordon, UNCG (2000-03)
Scooter Michael, UNCG (2001-03)
Jeremy Null, WCU (2013-14)

3 times
Richard Shirer, CIT (1990)
Ken Britt, CIT (1990-92)
Gettys Glaze, CIT (1992)
Chris Maxwell, WCU (1995-96)
Wes Self, DAV (1999-2001)
George Lehr, WOF (2000-02)
Danny Meszaros, CofC (2005-06)
Steven Hensley, Elon (2006-07)
Jay Jackson, FUR (2007-08)
Matt Crim, CIT (2007-09)
Asher Wojciechowski, CIT (2008-10)
Jimmy Reyes, Elon (2008-10)
Ryan Arrowood, APP (2011-12)
Cash Collins, WOF (2011-12)
Adam Scott, WOF (2015-17)
Ryan Askew, MER (2015-17)
Will Gaddis, FUR (2016-17)
Ryan Askew, RHP, Mercer (2014-17)

2011 Pitchers

Feb. 21 Tyler Wood, FUR
Feb. 28 Lawrence Pardo, APP
March 7 Chris Lamb, DAV
March 14 Chris Beck, GSU
March 21 Dylan Cole, FUR
March 28 Lex Rutledge, SAM
April 4 Ryan Arrowood, APP
April 11 Nathan Hyatt, APP
April 18 Ryan Arrowood, APP
Logan Cribb, CIT
April 25 Taylor Miller, APP
May 2 Thomas Girdwood, Elon
May 9 Cash Collins, WOF
May 16 Warren Slack, UNCG
May 23 Bobby Lyne, FUR

2012 Players

Feb. 20 Saxon Butler, SAM
Feb. 27 Thomas Troelstrup, UNCG
March 5 Will Owens, FUR
March 12 Ross Heffley, WCU
March 19 Will Callaway, APP
March 26 Brandon Murray, CofC
April 2 Alex Swim, Elon
April 9 Paul Nitto, FUR
April 16 Bradley Goodson, CofC
April 23 Tyler Tewell, APP
April 30 Daniel Aldrich, CofC
Saxon Butler, SAM
Phillip Ervin, SAM
May 7 Daniel Aldrich, CofC
May 14 Saxon Butler, SAM

2012 Pitchers

Feb. 20 Eric Eck, WOF
Feb. 27 Ryan Arrowood, APP
March 5 Ryan West, CofC
March 12 Josh Martin, SAM
March 19 Dylan Clark, Elon
March 26 Seth Grant, APP
April 2 Chris Beck, GSU
April 9 Brandon Yarusi, WOF
April 16 Henry Sisson, DAV
April 23 Cash Collins, WOF
April 30 Spencer Medick, Elon
May 7 Stephen Gary, FUR
May 14 Jordan Smith, WCU
May 21 Cash Collins, WOF

2013 Players

Feb. 18 Tommy Corbin, SAM
Feb. 25 Josh Hyman, WOF
March 4 Drew DeKerlegand, CIT
March 11 Tyler White, WCU
March 18 Bo Thompson, CIT
March 25 C.K. Irby, SAM
April 1 Cambric Moye, UNCG
April 8 Ryan Kinsella, Elon
April 15 Brandon Murray, CofC
April 22 Adam Martin, WCU
April 29 Johnathan Stokes, CIT
May 6 Greg Harrison, FUR
May 13 Noah Holmes, APP
May 21 Tyler Griffin, CIT

2013 Pitchers

Feb. 18 Jamie Nunn, APP
Feb. 25 Adam Curtis, WCU
March 4 C.K. Irby, SAM
March 11 Nate Smith, FUR
March 18 Kyle Webb, Elon
March 25 C.K. Irby, SAM
April 1 Sam Agnew-Wieland, APP
April 8 Sam Agnew-Wieland, APP
April 15 Brandon Yarusi, WOF
April 22 Jeremy Null, WCU
April 29 Austin Pritcher, CIT
May 6 Matt Pegler, CofC
May 13 Austin Pritcher, CIT
May 21 Nick Neitzel, DAV

2014 Players

Feb. 17 Heath Quinn, SAM
Feb. 24 Stryker Brown, GSU
March 3 Aaron Mizell, GSU
March 10 Forrest Brandt, DAV
March 17 Adam Martin, WCU
March 24 Jordan McDonald, UNCG
March 31 Tyler Filliben, SAM
April 7 Dillon Dobson, APP
April 14 Matt Brill, APP
April 21 Bradley Strong, WCU
April 28 Hunter King, UNCG
May 5 Jacob Hoyle, WCU
May 12 Jordan Simpson, FUR
May 19 Tyler Zupcic, APP

2014 Pitchers

Feb. 17 Jeremy Null, WCU
Feb. 24 Jake Stalzer, Elon
March 3 Jake Stalzer, Elon
March 10 Lucas Bakker, Elon
March 17 Lucas Bakker, Elon
March 24 Ryan Frederick, GSU
March 31 Jeremy Null, WCU
April 7 Josh Wirsu, GSU
April 14 Tyler Frazier, UNCG
April 21 Parker Curry, SAM
April 28 Danny Mooney, DAV
May 5 Jacques de Gruy, FUR
May 12 Sam Howard, GSU
May 19 Jeremy Null, WCU

2015 Players

Feb. 16 Trey York, ETSU
Feb. 23 Damon Waller, SAM
March 2 Trey York, ETSU
March 9 Zac MacAnaney, UNCG
March 16 Kevin Phillips, ETSU
March 23 Kyle Lewis, MER
March 30 Austin Edens, SAM
April 6 Conor Clancey, WOF
April 13 Matt Smith, WCU
April 20 Austin Edens, SAM
April 27 James Plaisted, WOF
May 4 Kyle Lewis, MER
May 11 Conor Clancey, WOF
May 18 Hagen Owenby, ETSU

2015 Pitchers

Feb. 16 B.J. Nobles, WCU
Feb. 23 Ryan Askew, MER
March 2 Adam Scott, WOF
March 9 Eric Nyquist, MER
March 16 Luke Leftwich, WOF
March 23 Eric Nyquist, MER
March 30 Grant Papelian, MER
April 6 James Reeves, CIT
April 13 Grant Schuermann, FUR
April 20 Ryan Clark, UNCG
April 27 Matthew Quarles, FUR
May 4 Chad Sykes, UNCG
May 11 James Reeves, CIT
May 18 Jimmy Nessel, ETSU

2016 Players

Feb. 22 Heath Quinn, SAM
Feb. 29 Heath Quinn, SAM
March 7 Kyle Lewis, MER
March 14 Peyton Maddox, VMI
March 21 Bryson Bowman, WCU
March 28 Kramer Ferrell, WCU
April 4 Carter Grote, FUR
April 11 Kramer Ferrell, WCU
April 18 L.J. Kalawaia, UNCG
April 25 Alex Lee, SAM
May 2 Hagen Owenby, ETSU
May 9 Deon Sanders, FUR
May 16 Andrew Bullock, WCU
May 22 Hunter Swilling, SAM

2016 Pitchers

Feb. 22 JP Sears, CIT
Feb. 29 Ryan Askew, MER
March 7 Josh Winder, VMI
March 14 Matthew Milburn, WOF
March 21 Tristan Baker, WCU
March 28 JP Sears, CIT
April 4 Andrew Wantz, UNCG
April 11 Parker Curry, SAM
April 18 Matt Frisbee, UNCG
April 25 Bryan Sammons, WCU
May 2 Elliot Lance, WOF
May 9 Will Gaddis, FUR
May 16 Adam Scott, WOF
May 22 Will Gaddis, FUR

2017 Players

Feb. 20 Chris Cook, ETSU
Feb. 27 Charlie Madden, MER
March 6 Will Malbon, VMI
March 13 Austin Embler, UNCG
March 20 JT Thomas, MER
March 27 Charlie Madden, MER
April 3 Bryson Bowman, WCU
April 10 Taylor Garris, SAM
April 17 JT Thomas, MER
April 24 Matt Smith, WCU
May 1 Carson Waln, WOF
May 8 Tyler Tharp, VMI
May 15 Ryan Hagan, MER
May 21 Hagen Owenby, ETSU

2017 Pitchers

Feb. 20 Matt Frisbee, UNCG
Feb. 27 JP Sears, CIT
March 6 Adam Scott, WOF
March 13 Bryan Sammons, WCU
March 20 Blake Smith, ETSU
March 27 JP Sears, CIT
April 3 Josh Winder, VMI
April 10 Ryan Askew, MER
April 17 Matthew Quarles, FUR
April 24 Robert Broom, MER
May 1 Stephen Jones, SAM
May 8 JP Sears, CIT
May 15 Will Gaddis, FUR
May 21 Mikhail Cazenave, SAM

PLAYER AND PITCHER OF THE WEEK TOTALS

	Player	Pitcher	Total
The Citadel	36	67	103
Western Carolina	61	42	103
Georgia Southern*	43	32	75
College of Charleston*	37	22	59
UNCG	23	33	56
Furman	17	36	53
Appalachian State*	19	25	44
Elon*	18	23	41
Davidson*	17	16	33
ETSU	27	7	34
Wofford	12	20	32
Samford	18	9	26
VMI	8	6	14
Marshall*	5	6	11
Mercer	8	7	10

* Former member

PLAYERS/PITCHERS OF THE MONTH

PLAYER	YEAR	PITCHER
Player Ryan Gordon, UNCG Byron Barber, CoC David Dufour, WOF	2004 February March April	Pitcher Lance Cole, Elon Jarrett Santos, UNCG Ryan Falcon, UNCG
Player Evan Erickson, Elon D.J. Wabick, CoC Jay Heafner, DAV Chris Campbell, CoC	2005 February March April	Pitcher Charles Vartanian, WOF Brett Harker, CoC Kevin Regan, Elon
Player Greg Dowling, GSU Blake Murphy, WCU Robert Rodebaugh, Elon A.J. Daviduik, FUR Jermaine Mitchell, UNCG	2006 February March April May	Pitcher Lance Cole, Elon Danny Meszaros, CoC Steven Hensley, Elon Chad Tilley, Elon
Player David Rubenstein, APP Kenny Smith, WCU Ben Lasater, CoC Brandon Waring, WOF	2007 February March April May	Pitcher Garrett Sherrill, APP Steven Hensley, Elon Nick Chiggas, CoC Drew Saberhagen, WCU
Player Shane Kirkley, WOF Chris Shehan, GSU Ty Wright, GSU Jeremie Tice, CoC	2008 February March April May	Pitcher Steven Hensley, Elon Steven Hensley, Elon Jay Jackson, FUR Jesse Lewter, Elon
Player Joash Brodin, CoC Joey Bergman, CoC Isaac Harrow, APP A.J. Wirnsberger, GSU	2009 February March April May	Pitcher Garrett Ozar, WCU Drew Mahaffey, CIT Zach Quate, APP Chris Mederos, GSU
Player Andrew Barna, DAV David Schulze, SAM Wes Hobson, APP Kyle Behrendt, WOF Justin Mackert, CIT	2010 February March April May	Pitcher Matt Andress, APP Jake Brown, GSU Chris Patterson, APP Jimmy Reyes, Elon
Player Matt Leeds, CoC Eric Phillips, GSU Victor Roache, GSU Victor Roache, GSU	2011 February March April May	Pitcher Austin Pritcher, CIT Lex Rutledge, SAM Ryan Arrowood, APP Jake Zokan, CoC
Player Saxon Butler, SAM Daniel Kassouf, APP Marty Gantt, CoC Brandon Miller, SAM	2012 February March April May	Pitcher Rob Marcello, APP Seth Grant, APP Ryan Arrowood, APP Josh Martin, SAM
Player Tyler Griffin, CIT Gunnar Heidt, CoC Will Callaway, APP Joe Jackson, CIT	2013 February March April May	Pitcher Austin Pritcher, CIT Spencer Medick, Elon Austin Pritcher, CIT Tyler Moore, APP
Player Stryker Brown, GSU Adam Martin, WCU Hunter King, UNCG Drew McWhorter, SAM	2014 February March April May	Pitcher Jeremy Null, WCU Lucas Bakker, Elon Jordan Smith, WCU Sam Howard, GSU
Player Trey York, ETSU Kyle Lewis, MER Alex Lee, SAM Charlie Madden, MER	2015 February March April May	Pitcher Will Stillman, WOF Ryan Clark, UNCG Morgan Pittman, MER Eric Nyquist, MER
Player Heath Quinn, SAM Kyle Lewis, MER Austin Edens, SAM Hagen Owenby, ETSU	2016 February March April May	Pitcher Will Stillman, WOF Chad Sykes, UNCG Elliot Lance, WOF Will Gaddis, FUR

PLAYER	YEAR	PITCHER
Player Danny Edgeworth, MER Caleb Webster, UNCG Bryson Bowman, WCU Cameron Whitehead, FUR	2017 February March April May	Pitcher Matt Frisbee, UNCG JP Sears, CIT Robert Broom, CIT Will Gaddis, FUR



UNCG's Ryan Gordon was the first SoCon player of the month in February 2004.

PLAYER AND PITCHER OF THE MONTH TOTALS

	Player	Pitcher	Total
Appalachian State*	5	9	14
College of Charleston*	10	4	14
Elon*	2	12	14
Georgia Southern*	8	3	11
Samford	7	2	9
Wofford	4	4	8
The Citadel	3	4	7
UNCG	3	4	7
Western Carolina	3	4	7
Mercer	3	2	5
Furman	1	2	3
Davidson*	2	0	2
ETSU	2	0	2

* Former member

REPEAT MONTHLY AWARD WINNERS

Player

2 times

Victor Roach, GSU (2011)
Kyle Lewis, MER (2015-16)
Will Gaddis, FUR (2015-17)

Pitcher

4 times

Steven Hensley, Elon (2006-08)

3 times

Austin Pritcher, CIT (2011-13)

2 times

Lance Cole, Elon (2004-06)
Ryan Arrowood, APP (2011-12)
Will Stillman, WOF (2015-16)



Elon's Steven Hensley was honored a record four times as pitcher of the month.

ALL-CONFERENCE TEAMS



COACHES' SELECTIONS UNLESS OTHERWISE NOTED

1960

P Dick Almes, CIT
P Charlie Revere, UR
C Chuck Boone, UR
1B Dick Jones, CIT
2B Paul Popovich, WVU
SS Alan Cole, UR
3B Howard Mikytuck, CIT
OF Tom Clary, CIT
OF Joe Gedro, VMI
OF Dickie Snead, VT

1961

P Lee Melear, VT
P Tom Shafer, WVU
C Tony Carmighani, FUR
1B Dick Jones, CIT
2B Eddie Hite, VT
SS Weldon Eddins, VMI
3B Phil Chewning, FUR
OF Jerry Buchanan, CIT
OF Larry Abbott, FUR
OF Tom Booker, UR

1962

P Frank Griffith, UR
P Tom Shafer, WVU
C Gil Minor, VMI
1B Mel Rideout, UR
2B Joe Hatalla, WVU
SS Tom Stepp, WVU
3B Bill Whaley, CIT
OF Bill Pashe, GWU
OF Bobby Stewart, UR
OF Jim Procopio, WVU

1963

P Lee Melear, VT
P Joe Jeran, WVU
C Jim Procopio, WVU
1B Steve Berzansky, WVU
2B Joe Hatalla, WVU
SS Donnie White, VMI
3B Al McNamee, UR
OF Bobby Stewart, UR
OF Dave Blake, VT
OF Tom Green, VT

1964

P Percy Sensabaugh, VMI
P John Radosevich, WVU
C Don Douglas, UR
1B Steve Berzansky, WVU
2B Charles Jennings, FUR
SS Donnie White, VMI
3B Ingram Haley, FUR
OF Rick Smyre, DAV
OF Mike Holloran, GWU
OF Bill Marovic, WVU

1965

P Percy Sensabaugh, VMI
P John Radosevich, WVU
C Ron Renner, WVU
1B Phil King, FUR
2B Richie Sharff, UR
SS Jim Hyder, DAV
3B Pete Britton, UR
OF Tom Porter, CIT
OF Mike Holloran, GWU
OF Don Hetzel, WVU

1966

P Jim Raynor, ECU
P Vaughn Kovach, WVU
C Richard Narron, ECU
1B Jim Clay, WVU
2B Richie Sharff, UR
SS Frank Jenness, UR
3B Tim Hill, GWU
OF Wayne Britton, ECU
OF Ed Thorne, ECU
OF Mike Holloran, GWU

1967

P Dennis Burke, ECU
P Dick Balderson, UR
P Jerry Meadows, WVU
C Richard Narron, ECU
1B Tom Green, UR
2B Lynn Smith, ECU
SS Joe Lalli, GWU
3B Bob Beaham, WVU
OF Jim Snyder, ECU
OF Tom Parke, WVU
OF Chuck Albertson, W&M

1968

P Hank Bunnell, GWU
P Denny Taylor, WVU
C Eric Spink, GWU
1B Jerry Blackwell, CIT
2B Choppy Morris, CIT
SS Mike Ross, CIT
3B Steve Kennedy, UR
OF Gordon Slade, DAV
OF Jimmy Snyder, ECU
OF John Medlin, W&M

1969

P Tom Harrison, FUR
P Hank Bunnell, GWU
C Buster Holland, CIT
1B John Campbell, FUR
2B J.C. Hanks, VMI
3B Tim White, VMI
SS Mike Ross, CIT
3B Marvin Haley, FUR
OF Gordon Slade, DAV
OF Carey Anderson, ECU
OF Rich Richardson, W&M

1970

P Ron Hastings, ECU
P Hank Bunnell, GWU
C Stan Sneed, ECU
1B Tom Bondurant, UR
2B Dennis Vick, ECU
SS Bob Dennis, GWU
3B Jerry Wise, CIT
OF John Bledsoe, CIT
OF Gordon Slade, DAV
OF Bubba Hooker, W&M

1971

P Doug Pounder, CIT
P John Katona, FUR
C Harold Wilkerson, DAV
Stan Sneed, ECU
1B Tom Bondurant, UR
2B Dick Corrada, ECU
SS Reggie Dunnavant, UR
3B Jerry Wise, CIT
OF Mike Aldridge, ECU
OF Neil Eichelberger, FUR
OF Bruce Wright, UR

1972

P Ray Yeoman, CIT
P John Katona, FUR
C Paul Plunkett, CIT
1B Ron Sanders, CIT
2B Marshall Owen, UR
SS Reggie Dunnavant, UR
3B Ralph Lamm, ECU
OF George Weicker, DAV
OF Les Keenan, UR
OF Jeff Steckroth, W&M

1973

P Tommy Toms, ECU
P Roger Hatcher, UR
C Bill Harris, W&M
1B Steve Anspaugh, APP
2B Marshall Owen, UR
SS Mike Ramsey, APP
3B Frank Dziadul, APP
OF Robbie Williams, APP
OF Steve Arrington, CIT
OF Mike Hogan, ECU

1974

P Dave LaRussa, ECU
P Todd Brenizer, FUR
C Mark Rodgman, DAV
1B Ron Staggs, ECU
2B Ken Feaster, CIT
SS Mike Ramsey, APP
3B Steve Becker, W&M
OF Steve Anspaugh, APP
OF Mike Hogan, ECU
OF Charlie Talley, UR

1975

P Hank Welch, CIT
P Jeff Boteler, UR
P Joel Tew, DAV
C Mark Hodgman, DAV
1B George Weicker, DAV
2B Bob Mitchell, UR
SS Mike Ramsey, APP
3B Steve Becker, W&M
OF Gene Dotson, CIT
OF Paul Martin, CIT
OF Randy Howell, FUR
DH Billy Wieters, CIT

1976

P Chris Mensing, FUR
P Renie Martin, UR
C John Nichols, FUR
1B Richard Wieters, CIT
2B Steve Bryant, ECU
SS Kevin Harvey, UR
3B Randy Ingram, APP
OF Paul Martin, CIT
OF Joe Roenker, ECU
OF Randy Howell, FUR
DH Russell Lee, FUR

1977

P Richard Wieters, CIT
P Mickey Britt, ECU
P Pete Conaty, ECU
C Bob Lapple, DAV
John Rulli, MAR
Kelly Lombard, VMI
1B Sonny Wooten, ECU
2B Chris Plemmons, APP
SS Wayne Tolleson, WCU
3B Randy Ingram, APP
OF Eddie Gates, ECU
OF Randy Howell, FUR
OF Everette Smith, FUR
OF Dave McElhaney, W&M
DH Keith Ebersole, WCU

1978

P Mike Pendleton, CIT
P Martin Rivera, CIT
C Bob Lapple, DAV
1B Ronnie Brower, APP
2B Chris Plemmons, APP
SS Wayne Tolleson, WCU
3B Randy Ingram, APP
OF Joey Moffitt, APP
OF Randy Rosiek, MAR
OF John Baker, UTC
DH Keith Ebersole, WCU

1979

P Frank Galloway, CIT
P Mike Pendleton, CIT
C Bob Lapple, DAV
1B Harry Severino, MAR
2B Bob Roma, FUR
SS Randy Ingle, APP
3B Gary Robinette, ETSU
OF John Porter, DAV
OF Jeff Coppinger, UTC
OF Willie Carpenter, WCU
DH John Baker, UTC

1980

P Mike Pendleton, CIT
P Jeff Andrews, ETSU
C Mel Williamson, CIT
Tom Alesio, FUR
Phil Hubbard, VMI
1B Don Ingle, WCU
2B Ken Sholl, UTC
SS Dave Cardwell, ETSU
3B Gary Robinette, ETSU
OF John Porter, DAV
OF Joey Moffitt, APP
OF Bryan Snyder, ETSU
OF Willie Carpenter, WCU
DH Greg Hill, MAR

1981

P Jeff Barkley, CIT
P Mike Sullivan, MAR
C Philip Gordon, DAV
Greg Hill, MAR
1B John Barlowe, APP
2B Tom Sams, APP
SS Mike Knox, CIT
3B Chris Hust, ETSU
OF Tony Martin, ETSU
OF Bryan Snyder, ETSU
OF Mel Kinsey, WCU
DH Robbie Peele, APP

1982

P Kirk Bailey, APP
P Jeff Barkley, CIT
C Phil Hubbard, VMI
2B B.J. Hinson, ETSU
SS Mike Knox, CIT
3B Todd Sager, MAR
OF Wayne Dannenberg, ETSU
OF Marcus Velazquez, ETSU
OF Terry Smith, FUR
DH Pete Camelo, APP

1983

P Mike Cherry, CIT
P Bryan Augsburger, VMI
C Greg Johnson, WCU
1B Charlie Fonville, WCU
2B Mike Nipper, ETSU
SS Greg Hill, MAR
3B Todd Sager, MAR
OF Robbie Peele, APP
OF Tony Martin, ETSU
OF David Hill, WCU
DH Alan Hurt, CIT

1984

P Pete Hardee, APP
P Scott Gay, WCU
C Rock Hurst, FUR
1B Charlie Fonville, WCU
2B Jamie Harris, APP
SS Tim Jones, CIT
3B Todd Sager, MAR
OF Tony Welborn, APP
OF Lee Glaze, CIT
OF Fred Hailey, WCU
DH Kent Alexander, APP

ALL-CONFERENCE TEAMS

1985

North Division

P Rich Bosley, APP
P J.D. McKinney, MAR
C Brad Long, APP
1B Greg Weddle, VMI
2B Marc Hodges, APP
SS Chris Finwood, VMI
3B Lawrence Sluder, APP
OF Tony Welborn, APP
OF Chip Cook, MAR
OF Terry Thompson, MAR
DH Lee James, APP

South Division

P Mike Monte, CIT
P Scott Gay, WCU
C Rock Hurst, FUR
1B David Hyatt, WCU
2B Keith Helfant, DAV
SS Tim Jones, CIT
3B David Turgeon, DAV
OF Bill Masse, DAV
OF Mike Carson, WCU
OF Fred Hailey, WCU
DH Skip Nelloms, WCU

1986

North Division

P Kevin Simmons, APP
P Len Stratton, APP
C Brad Long, APP
1B Greg Weddle, VMI
2B Gary Sibyan, VMI
SS Scott Church, ETSU
3B Jeff Barr, ETSU
OF Andre Crawford, APP
OF Ed Dubiel, APP
OF Billy Patton, ETSU
DH Mike Rambo, ETSU

South Division

P Mike Monte, CIT
P Steve Condon, DAV
C Dan Simonds, DAV
1B Rick Hardwick, CIT
2B Keith Helfant, DAV
SS Alan Lewis, DAV
3B David Turgeon, DAV
OF Lee Glaze, CIT
OF Mike Carson, WCU
OF Fred Hailey, WCU
DH Pat Riley, WCU

1987

North Division

P Len Stratton, APP
P Mike Prince, ETSU
C Brad Long, APP
1B Tommy Green, APP
2B Gary Sibyan, VMI
SS Chris Finwood, VMI
3B Lawrence Sluder, APP
OF Ed Dubiel, APP
OF Will Edwards, ETSU
OF Rob Morrison, MAR
DH Ben Walker, VMI

South Division

P Steve Condon, DAV
P Stewart Keyes, WCU
C Dan Simonds, DAV
1B Bob Thomas, FUR
2B Billy Swails, CIT
SS Alan Lewis, DAV
3B David Turgeon, DAV
OF Bill Masse, DAV
OF Fred Hailey, WCU
OF Skip Nelloms, WCU
DH Clint Fairey, WCU

1988

North Division

P Stacey Schneider, APP
P Rick Tuttle, APP
C Andy Beasley, VMI
1B Tommy Green, APP
2B Gary Sibyan, VMI
SS Chris Finwood, VMI
3B Jeff Morgan, ETSU
OF Keith Nail, APP
OF Will Edwards, ETSU
OF Steve Meredith, ETSU
DH Darron Healey, APP

South Division

P Greg Wilcox, DAV
P Paul Menhart, WCU
C Kevin Vickery, CIT
1B Clint Fairey, WCU
2B Billy Swails, CIT
SS Danny Greene, FUR
3B Tom Malchesky, WCU
OF Roy Vilardi, DAV
OF Keith LeClair, WCU
OF Skip Nelloms, WCU
DH Billy Baker, CIT

1989

P Pete Palmer, APP
P Matt Gore, CIT
C Brent Williams, FUR
1B Clint Fairey, WCU
2B Billy Swails, CIT
SS Steve Hollins, APP
3B Gary Chandler, APP
OF Garrett Hinshaw, APP
OF Scott Waugh, APP
OF Jason Nixon, MAR
OF John Parrott, VMI
DH Gettys Glaze, CIT
Mark Poarch, WCU

1990

P Ken Britt, CIT
P Mike Montgomery, ETSU
C Andy Beasley, VMI
1B Marshall Simpson, VMI
2B Grant Brittain, WCU
SS Dave Piepenbrink, MAR
3B Matt Raleigh, WCU
OF Scott Waugh, APP
OF Anthony Jenkins, CIT
OF Jimbo Thornton, ETSU
DH Billy Baker, CIT

1991

P Will Ertel, FUR
P Phillip Grundy, WCU
C Brent Williams, FUR
1B Todd Raleigh, WCU
2B Rodney Tesh, WCU
3B Dan McDonnell, CIT
SS Phillip Tobin, CIT
3B Matt Raleigh, WCU
OF Scott Waugh, APP
OF Craig McLaughlin, FUR
OF Kevin Bellomo, WCU
DH Gettys Glaze, CIT

1992

P Gettys Glaze, CIT
P Dallas Rinehart, ETSU
C Randy DeBruhl, APP
1B Rod Walker, ETSU
2B Doug Eder, GSU
SS Matt Raleigh, WCU
3B Kevin Hallman, GSU
OF Vic Correll, CIT
OF Todd Greene, GSU
OF Joey Cox, WCU
DH Willando Ficklin, GSU

1993

P Paul Thornton, GSU
P Jason Beverlin, WCU
C Brett Boretti, DAV
1B Chris Lemonis, CIT
2B Rodney Hennon, WCU
SS Rick Bender, DAV
3B Kevin Hallman, GSU
OF Todd Greene, GSU
OF Dallas Monday, ETSU
OF Scott Lyman, WCU
DH Phillip Grundy, WCU

1994

P William Rushing, GSU
P Jason Beverlin, WCU
C Brett Boretti, DAV
1B Clay Hall, DAV
2B Matt Wilson, GSU
SS Wade Evans, ETSU
3B Kevin Hallman, GSU
OF Will Shellman, APP
OF Jazz Freitas, DAV
OF Mike Tidick, WCU
DH David Young, APP

1995

P Britt Reames, CIT
P William Rushing, GSU
C Steve Wilson, GSU
1B Alex Tolbert, WCU
2B Adam Cross, ETSU
SS David Groseclose, VMI
3B Eric Whitson, WCU
OF Garrick Haltiwanger, CIT
OF Ryan Glynn, VMI
OF Jody Henson, WCU
DH Shane Owenby, APP

1996

P Julio Ayala, GSU
P Tod Lee, GSU
C Scott Garrett, APP
1B Tommy Peterman, GSU
2B Chris Rodriguez, APP
SS Bradley James, ETSU
3B Bo Betchman, CIT
OF Garrick Haltiwanger, CIT
OF Mark Hamlin, GSU
OF Antoine Moran, GSU
DH Scott Musgrave, APP

1997

P Brian Rogers, CIT
P Tod Lee, GSU
C Michael Holder, GSU
1B Alex Tolbert, WCU
2B Bo Betchman, CIT
SS Terrance Smalls, CIT
3B A.J. Polichnowski, ETSU
OF Kenny Osborne, APP
OF Jerry Simmons, CIT
OF Martin Barrow, WCU
DH Britt Phelps, ETSU

1998

First Team
P Mark DiFelice, WCU
P Lee Long, WOF
RP Tom Martin, CIT
C Stephen Crater, APP
1B Philip Hartig, CIT
2B Dominic Pattie, UNCG
SS Chris Moore, WCU
3B Mike Berrier, APP
OF Linwood Davis, UNCG
OF Kenny Vawter, UNCG
OF Martin Barrow, WCU
DH Mike DeSimone, DAV

Second Team

P Brian Rogers, CIT
P Corey McDonald, UNCG
RP Jason Parson, UNCG
C Frankie Ward, WCU
1B Jim Morrill, FUR
2B Jody Pollock, GSU
SS Terrence Smalls, CIT
3B Aaron Haigler, CIT
OF Jerry Simmons, CIT
OF Rusty Swackhamer, ETSU
OF Jeremy Purcell, UNCG
DH Brandon Eierman, ETSU

1999

First Team

P Lucas Hocker, CofC
P Brian Wiley, CIT
RP Jay Morgan, CIT
C Ronny Marmol, CofC
1B Philip Hartig, CIT
2B Billy Colome, CofC
SS Chris Moore, WCU
3B Eric Walker, VMI
OF Brandon Eierman, ETSU
OF Eric Johnson, WCU
OF Charles Thomas, WCU
DH Scott Thompkins, VMI

Second Team

P Rodney Hancock, CIT
P Matt Baber, ETSU
RP Brett Davey, CofC
C Ed Sparks, ETSU
1B Steve Harris, WCU
2B Jody Pollock, GSU
SS Travis Blevins, ETSU
3B Joey Foxhall, CofC
OF Travis Howell, CofC
OF Chris Morris, CIT
OF Rusty Swackhamer, ETSU
DH Tommy John, FUR

2000

First Team

P David Ray, GSU
P Ryan Gordon, UNCG
RP Ian Ostlund, VMI
C Ed Sparks, ETSU
1B Philip Hartig, CIT
2B Matt Easterday, GSU
SS Wes Timmons, APP
3B Carlos Love, GSU
OF Eric Walker, VMI
OF Chris Morris, CIT
OF Tim Frend, DAV
OF Jeremy Purcell, UNCG
DH Dallas McPherson, CIT

Second Team

P Ron Colvard, CIT
P Matt Baber, ETSU
RP Taft Cable, UNCG
C Mike Goldman, VMI
1B Chris Behne, APP
2B Tavy Smalls, CIT
Shane Schumaker, UNCG
SS Ben Brown, DAV
3B Cassidy Lundin, DAV
OF John Durik, GSU
OF Jeff Smith, UNCG
OF Charles Thomas, WCU
DH Steve Johnson, VMI

ALL-CONFERENCE TEAMS



2001

First Team

P Eric Talbert, CIT
P Brett Lewis, GSU
RP Randy Corn, CIT
C Matt Lauderdale, CofC
James Marino, DAV
1B Philip Hartig, CIT
2B Shane Schumaker, UNCG
SS Wes Timmons, APP
3B Dallas McPherson, CIT
OF Nathan Copeland, ETSU
OF Alan Beck, WCU
OF Donovan Minero, WCU
DH Scott Henley, GSU

Second Team

P Toby David, FUR
P Taft Cable, UNCG
RP Andy Hutchings, CofC
C Justin Maderer, FUR
1B Andy Baxter, ETSU
2B Adam Etherington, FUR
SS Jemel Spearman, GSU
3B Derek Norman, FUR
OF Tim Frend, DAV
OF Matt Herring, GSU
OF Darryl Stephens, GSU
OF Chris Walker, GSU
DH Billy Ryan, DAV

2002 Coaches

First Team

P Ryan Johnson, CofC
P Scooter Michael, UNCG
RP Randy Corn, CIT
C Matt Lauderdale, CofC
1B Todd Buchanan, WCU
2B Jason Sarvis, UNCG
SS Ryan Schade, WCU
3B Lee Curtis, CofC
OF Brett Spivey, CofC
OF Matt Herring, GSU
OF Donovan Minero, WCU
DH Ryan Gordon, UNCG

Second Team

P Matt Hamer, CIT
P Reid Casey, ETSU
RP George Lehr, WOF
C Brendan Gilligan, GSU
1B Dominic Frankey, FUR
2B Chad Hall, GSU
SS Jemel Spearman, GSU
3B Matt Lein, WOF
OF Tim Frend, DAV
OF Chris Walker, GSU
OF Alan Beck, WCU
DH Chris Davis, WCU

2002 Media

First Team

P Ryan Johnson, CofC
P Scooter Michael, UNCG
RP Randy Corn, CIT
C Matt Lauderdale, CofC
1B Todd Buchanan, WCU
2B Jason Sarvis, UNCG
SS Ryan Schade, WCU
3B Lee Curtis, CofC
OF Brett Spivey, CofC
OF Matt Herring, GSU
OF Donovan Minero, WCU
DH Ryan Gordon, UNCG

2003

Second Team

P T.A. Fulmer, CIT
P Jeff Stovall, FUR
RP George Lehr, WOF
C Brendan Gilligan, GSU
1B Chip Cannon, CIT
2B Chad Hall, GSU
SS Tony Carbone, WOF
3B Matt Lein, WOF
OF Tim Frend, DAV
OF Alan Beck, WCU
OF Strat Stavrou, WOF
DH Chris Davis, WCU

2003 Coaches

First Team

P Tom Mastny, FUR
P Jarrett Santos, UNCG
RP David Mitchell, FUR
C Matt Lauderdale, CofC
1B Chip Cannon, CIT
2B Lee Curtis, CofC
SS Andy Howdeshell, ETSU
3B Chris Ard, CIT
OF Brendan Gilligan, GSU
OF Alan Beck, WCU
OF Rod Goldston, WCU
DH Ryan Gordon, UNCG

Second Team

P Dennis Dove, GSU
P Derrick Hawk, WCU
RP Matt Hamer, CIT
C Derek Norman, FUR
1B Todd Buchanan, WCU
2B Jason Sarvis, UNCG
SS Wayne Kilmer, WCU
3B Carlos Love, GSU
OF Brett Spivey, CofC
OF Brook Dantzler, CIT
OF Sam Navarro, DAV
DH Grant Burruss, GSU

2003 Media

First Team

P Tom Mastny, FUR
P Derrick Hawk, WCU
RP David Mitchell, FUR
C Matt Lauderdale, CofC
1B Chip Cannon, CIT
2B Lee Curtis, CofC
SS Andy Howdeshell, ETSU
3B Chris Ard, CIT
OF Brett Spivey, CofC
OF Alan Beck, WCU
OF Rod Goldston, WCU
DH Ryan Gordon, UNCG

Second Team

P Jarrett Santos, UNCG
P Ryan Basner, WCU
RP Matt Hamer, CIT
C Derek Norman, FUR
1B Todd Buchanan, WCU
2B Jason Sarvis, UNCG
SS Wayne Kilmer, WCU
3B Carlos Love, GSU
OF Brook Dantzler, CIT
OF Brendan Gilligan, GSU
OF Brian Casey, WOF
DH Grant Burruss, GSU

2004

Coaches

First Team

P Ryan Johnson, CofC
P Jonathan Ellis, CIT
RP Brett Harker, CofC
C Caleb Moore, ETSU
1B Chip Cannon, CIT
2B Gary Morris, Elon
SS Andy Howdeshell, ETSU
3B Jess Easterling, CofC
OF Byron Barber, CofC
OF Brett Gardner, CofC
OF Brandon Long, GSU
DH Grant Burruss, GSU

Second Team

P Brian Akin, DAV
P John Carroll, GSU
RP Jarrett Santos, UNCG
C Drew Davis, Elon
1B Brett Anderson, CofC
1B Greg Dowling, GSU
2B Chris Campbell, CofC
SS Tony Carbone, WOF
3B Danny Valencia, UNCG
OF Phillip Coker, CofC
OF Grant Rembert, Elon
OF Ryan Gordon, UNCG
DH David Dufour, WOF

2004 Media

First Team

P Ryan Johnson, CofC
P Jonathan Ellis, CIT
RP Brett Harker, CofC
C Caleb Moore, ETSU
1B Chip Cannon, CIT
2B Gary Morris, Elon
SS Andy Howdeshell, ETSU
3B Jess Easterling, CofC
OF Byron Barber, CofC
OF Brett Gardner, CofC
OF Brandon Long, GSU
DH Grant Burruss, GSU

Second Team

P Reid Price, CofC
P Brian Akin, DAV
RP Jay Heafner, DAV
C Matt Kirkpatrick, CofC
Alex Entekin, DAV
1B Brett Anderson, CofC
2B Chris Campbell, CofC
SS Eli Benefield, DAV
3B Danny Valencia, UNCG
OF Josh Stackley, CIT
OF Grant Rembert, Elon
OF James Payne, GSU
DH Chris Price, Elon

2005 Coaches

First Team

P Chris Mason, UNCG
P Everett Teaford, GSU
RP Brett Harker, CofC
C Caleb Moore, ETSU
1B D.J. Wabick, CofC
2B Chris Campbell, CofC
SS Chuck Hargis, ETSU
3B Jay Heafner, DAV
OF Brett Gardner, CofC
OF Jason Hurst, GSU
OF James Payne, GSU
OF Phillip Coker, CofC
DH Blake Church, ETSU
Brett Anderson, CofC

2005

Second Team

P Danny Gemma, CofC
P Jeremy Hall, ETSU
RP Caleb Moore, ETSU
C Alex Entekin, DAV
1B Evan Erickson, Elon
2B Nick Crowe, ETSU
SS A.J. Davidiuk, FUR
3B Logan Phillips, GSU
OF Steven Strausbaugh, WCU
OF Chris Price, Elon
OF Shane Byrne, ETSU
DH Taylor Shoop, DAV

2005 Media

First Team

P Danny Gemma, CofC
P Chris Mason, UNCG
RP Brett Harker, CofC
C Caleb Moore, ETSU
1B D.J. Wabick, CofC
2B Chris Campbell, CofC
SS Chuck Hargis, ETSU
3B Jay Heafner, DAV
OF Brett Gardner, CofC
OF Jason Hurst, GSU
OF Shane Byrne, ETSU
DH Brett Anderson, CofC

Second Team

P Reid Price, CofC
P Everett Teaford, GSU
RP Caleb Moore, ETSU
C Alex Entekin, DAV
1B Evan Erickson, Elon
2B Nick Crowe, ETSU
SS Brad Peisel, APP
3B Logan Phillips, GSU
OF Chris Price, Elon
OF Phillip Coker, CofC
OF James Payne, GSU
DH Blake Church, ETSU

2006 Coaches

First Team

P Nick Chigges, CofC
P Everett Teaford, GSU
RP Josh McLaughlin, CofC
C Tony Maccani, FUR
1B Greg Dowling, GSU
2B Ronnie Shore, DAV
SS A.J. Davidiuk, FUR
3B Jonathan Greene, WCU
OF Chris Swauger, CIT
OF Chris Price, Elon
OF Jermaine Mitchell, UNCG
OF Steven Strausbaugh, WCU
DH Robert Rodebaugh, Elon

Second Team

P Danny Meszaros, CofC
P Matt Chastain, Elon
RP Patrick Currin, UNCG
C Blake Murphy, WCU
1B Case Cassidy, FUR
2B Chris Campbell, CofC
SS Jay Heafner, DAV
3B Jess Easterling, CofC
OF Philip Coker, CofC
OF Gregory Zage, DAV
OF Grant Rembert, Elon
DH Sonny Meade, CIT

ALL-CONFERENCE TEAMS

2006 Media

First Team

P Nick Chiggies, CofC
P Everett Teaford, GSU
RP Josh McLaughlin, CofC
C Tony Maccani, FUR
1B Greg Dowling, GSU
2B Ronnie Shore, DAV
SS A.J. Davidiuk, FUR
3B Jess Easterling, CofC
OF Chris Price, Elon
OF Jermaine Mitchell, UNCG
OF Steven Strausbaugh, WCU
DH Robert Rodebaugh, Elon

Second Team

P Danny Meszaros, CofC
P Matt Chastain, Elon
RP Chad Tilley, Elon
C Blake Murphy, WCU
1B Case Cassidy, FUR
2B Chris Campbell, CofC
SS Jay Heafner, DAV
3B Jonathan Greene, WCU
OF Chris Swauger, CIT
OF Philip Coker, CofC
OF Grant Rembert, Elon
DH Rob Wilson, DAV

2007 Coaches

First Team

P Nick Chiggies, CofC
P Drew Saberhagen, WCU
RP Greg Holland, WCU
C Blake Murphy, WCU
1B Zach Brown, CIT
2B Kenny Smith, WCU
SS Oliver Marmol, CofC
3B Brandon Waring, WOF
OF David Rubinstein, APP
OF Michael Harrington, CofC
OF Barrett Shaft, DAV
DH Rob Wilson, DAV

Second Team

SP Steven Hensley, Elon
SP Ryan Falcon, UNCG
RP A.J. Battisto, GSU
C Alex Garabedian, CofC
1B Graham Maiden, CofC
2B Chris Campbell, CofC
3B Ben Lasater, CofC
SS Jason Altenhof, APP
OF Sonny Meade, CIT
OF Chris Swauger, CIT
OF Steven Strausbaugh, WCU
DH Richard Jones, CIT

2007 Media

First Team

SP Nick Chiggies, CofC
SP Drew Saberhagen, WCU
RP Greg Holland, WCU
C Blake Murphy, WCU
1B Zach Brown, CIT
2B Kenny Smith, WCU
SS Oliver Marmol, CofC
3B Brandon Waring, WOF
OF David Rubinstein, APP
OF Michael Harrington, CofC
OF Jonathan Greene, WCU
DH Richard Jones, CIT

Second Team

SP Steven Hensley, Elon
SP Ryan Falcon, UNCG
RP Matt Webb, DAV
C Alex Garabedian, CofC
1B John Ingram, WCU
2B Chris Campbell, CofC
SS Mike Gilmartin, WOF
3B Ben Lasater, CofC
OF Patrick Irvine, Elon
OF Mike Economos, GSU
OF Steven Strausbaugh, WCU
DH Rob Wilson, DAV

2008 Coaches

First Team

P Steven Hensley, Elon
P Jay Jackson, FUR
RP Thomas Girdwood, Elon
C Blake Murphy, WCU
1B Michael Harrington, CofC
2B Brandon Sizemore, CofC
SS Jason Altenhof, APP
3B Jeremie Tice, CofC
OF Chris Swauger, CIT
OF Cory Harrilchak, Elon
OF Chris Shehan, GSU
DH Ty Wright, GSU

Second Team

P Matt Andress, APP
P Greg Martin, UNCG
RP Nick Karow, FUR
C Griffin Benedict, GSU
1B Ricky Orton, UNCG
2B Nick Liles, WCU
SS Michael Gilmartin, WOF
3B AJ Wirmsberger, GSU
OF David Rubinstein, APP
OF Sonny Meade, CIT
OF David Richardson, GSU
OF Gabe Marchant, CofC
DH Reese Wade, FUR

2008 Media

First Team

SP Steven Hensley, Elon
SP Jay Jackson, FUR
RP Tom Girdwood, Elon
C Blake Murphy, WCU
1B Michael Harrington, CofC
2B Brandon Sizemore, CofC
SS Jason Altenhof, APP
3B Jeremie Tice, CofC
OF Sonny Meade, CIT
OF Cory Harrilchak, Elon
OF Chris Shehan, GSU
DH Ty Wright, GSU

Second Team

SP Drew Murray, GSU
SP Mike Tavernier, WCU
RP Nick Karow, FUR
C Dallas Tarleton, Elon
1B Ricky Orton, UNCG
2B Nick Liles, WCU
SS Mike Hentz, CofC
3B Bennett Davis, Elon
OF David Rubinstein, APP
OF Gabe Marchant, CofC
OF Chris Swauger, CIT
DH Reese Wade, FUR

2009 Coaches

First Team

P Wes Wrenn, CIT
P Chris Mederos, GSU
RP Zach Quate, APP
C Thomas Girdwood, Elon
1B Richard Jones, CIT
1B Chris McGuiness, CIT
2B Brandon Sizemore, CofC
SS Brent Greer, WCU
3B Joey Bergman, CofC
OF Sonny Meade, CIT
OF Cory Harrilchak, Elon
OF Pat Irvine, Elon
DH Ryan Daniels, CofC

Second Team

P Jesse Simpson, CofC
P Jimmy Reyes, Elon
RP Drew Mahaffey, CIT
C Griffin Benedict, GSU
1B Joash Brodin, CofC
2B Wes Hobson, APP
SS Michael Gilmartin, WOF
3B Chase Austin, Elon
OF Rand Smith, APP
OF Matt Mansilla, CofC
OF Clay McCord, CofC
DH Danny Weiss, DAV

All-Freshman

David Peterson, CofC
David Greene, CIT
Nick Orvin, CIT
Drew Gadaire, DAV
Jordan Darnell, Elon
Zeth Stone, Elon
Matt Murray, GSU
Eric Phillips, GSU
Colin Snow, GSU
Ross Heffley, WCU
Konstantine Diamaduros, WOF
James Foster, WOF

2009 Media

First Team

P Wes Wrenn, CIT
P Chris Mederos, GSU
RP Zach Quate, APP
C Griffin Benedict, GSU
1B Chris McGuiness, CIT
2B Brandon Sizemore, CofC
SS Brent Greer, WCU
3B Joey Bergman, CofC
OF Matt Mansilla, CofC
OF Sonny Meade, CIT
OF Pat Irvine, Elon
DH Ryan Daniels, CofC

Second Team

P Jesse Simpson, CofC
P Jimmy Reyes, Elon
RP Thomas Girdwood, Elon
C Richard Jones, CIT
1B Joash Brodin, CofC
2B Wes Hobson, APP
SS Michael Gilmartin, WOF
3B Isaac Harrow, APP
OF Rand Smith, APP
OF Clay McCord, CofC
OF Cory Harrilchak, Elon
DH Danny Weiss, DAV

2010 Coaches

First Team

SP Asher Wojciechowski, CIT
SP Jimmy Reyes, Elon
RP Chris Patterson, APP
C Mike Melillo, Elon
1B Kyle Blackburn, GSU
2B Wes Hobson, APP
SS Neal Pritchard, Elon
3B Matt Leeds, CofC
OF Cole Rakar, CofC
OF Jose Rodriguez, CofC
OF David Schulze, SAM
DH Mac Doyle, WOF



Western Carolina's Greg Holland was a first-team all-conference selection in 2007. Holland was a two-time All-Star (2013-14) for the Kansas City Royals and had 32 saves for the 2015 World Series winners before an injury ended his season in September of that year.

ALL-CONFERENCE TEAMS



Second Team

SP Kevin Decker, CoFC
SP Matt Benedict, WCU
RP Lex Rutledge, SAM
C Rob Kral, CoFC
1B Greg Blake, CoFC
2B Bryan Altman, CIT
SS Eric Phillips, GSU
3B Kyle Behrendt, WOF
OF Nick Orvin, CIT
OF Shawn Payne, GSU
OF Matt Hinson, Elon
OF Wayne Miller, SAM
DH Jerod Faggart, APP

All-Freshman

Hector Crespo, APP
Ryan Stetson, APP
Christian Powell, CoFC
Michael Clevinger, CIT
Andrew Barna, DAV
Alex Swim, Elon
Kyle Webb, Elon
Will Muzika, FUR
Michael Burrus, GSU
Arthur Owens, GSU
Harry Slade, UNCG
Lex Rutledge, SAM

2010 Media

First Team

SP Asher Wojciechowski, CIT
SP Jimmy Reyes, Elon
RP Chris Patterson, APP
C Rob Kral, CoFC
1B Kyle Blackburn, GSU
2B Wes Hobson, APP
SS Neal Pritchard, Elon
3B Matt Leeds, CoFC
OF Cole Rakar, CoFC
OF Jose Rodriguez, CoFC
OF David Schulze, SAM
DH Mac Doyle, WOF

Second Team

SP Kevin Decker, CoFC
SP Matt Benedict, WCU
RP Lex Rutledge, SAM
C Mike Melillo, Elon
1B Greg Blake, CoFC
2B Bryan Altman, CIT
SS Eric Phillips, GSU
3B Kyle Behrendt, WOF
OF Matt Hinson, Elon
OF Shawn Payne, GSU
OF Trevor Collias, WCU
DH Jerod Faggart, APP

2011 Coaches

First Team

SP Josh Renfro, CoFC
SP Andy Moye, GSU
SP Warren Slack, UNCG
RP Matt Murray, GSU
C Trevor Edwards, UNCG
1B Saxon Butler, SAM
2B Ross Heffley, WCU
SS Eric Phillips, GSU
3B Matt Leeds, CoFC
OF Daniel Aldrich, CoFC
OF Nick Orvin, CIT
OF Victor Roache, GSU
DH Stephen Notaro, WCU

Second Team

SP Christian Powell, CoFC
SP Kyle Putkonen, SAM
RP Andrew Jones, SAM
C Rob Kral, CoFC
1B Aaron Thompson, FUR
2B Sebastian Gomez, Elon
SS Neal Pritchard, Elon
3B Austin Schultz, WCU
OF Shawn Payne, GSU
OF Phillip Ervin, SAM
OF Brandon Miller, SAM
DH Mac Doyle, WOF

All-Freshman

Preston Troutman, APP
Daniel Aldrich, CoFC
Drew DeKerlegand, CIT
Joe Jackson, CIT
Forrest Brandt, DAV
Sebastian Gomez, Elon
David Whitehead, Elon
Brandon Browne, UNCG
Phillip Ervin, SAM
C.K. Irby, SAM
Aaron Attaway, WCU
Adam Martin, WCU

2011 Media

First Team

SP Josh Renfro, CoFC
SP Andy Moye, GSU
RP John Brebbia, Elon
C Rob Kral, CoFC
1B Saxon Butler, SAM
2B Ross Heffley, WCU
SS Eric Phillips, GSU
3B Matt Leeds, CoFC
OF Daniel Aldrich, CoFC
OF Victor Roach, GSU
OF Phillip Ervin, SAM
DH Stephen Notaro, WCU

Second Team

SP Ryan Arrowood, APP
SP Christian Powell, CoFC
RP Matt Murray, GSU
C Trevor Edwards, UNCG
1B Aaron Thompson, FUR
2B Sebastian Gomez, Elon
SS Neal Pritchard, Elon
3B Austin Schultz, WCU
OF Jack Myers, APP
OF Nick Orvin, CIT
OF Shawn Payne, GSU
DH Mac Doyle, WOF

2012 Coaches

First Team

SP Christian Powell, CoFC
SP Josh Martin, SAM
RP Preston Hatcher, WCU
C Alex Swim, Elon
1B Saxon Butler, SAM
2B Ross Heffley, WCU
SS Will Callaway, APP
3B Eric Phillips, GSU
OF Marty Gantt, CoFC
OF Phillip Ervin, SAM
OF Brandon Miller, SAM
DH Daniel Kassouf, APP

Second Team

SP Ryan Arrowood, APP
SP Brandon Yarusi, WOF
RP C.K. Irby, SAM
C Brad Moss, SAM
1B Ryan Kinsella, Elon
2B Hector Crespo, APP
SS Bradley Goodson, CoFC
3B Thomas Troelstrup, UNCG
OF Tyler Tewel, APP
OF Tyler Zupcic, APP
OF Brandon Murray, CoFC
DH Jacob Hoyle, WCU



Appalachian State right-hander Ryan Arrowood earned all-conference honors in 2011 and 2012. Arrowood went 11-0 in 2012 and was the media's pick for SoCon Pitcher of the Year.

All-Freshman

Brandon Burris, APP
Jamie Nunn, APP
Kevin Connell, CIT
Mason Davis, CIT
Henry Sisson, DAV
Chris Ohmstede, FUR
Elliott Warford, FUR
Tyler Avera, GSU
Chase Griffin, GSU
Jacob Hoyle, WCU
Jeremy Null, WCU
Bradley Strong, WCU

2012 Media

First Team

SP Ryan Arrowood, APP
SP Christian Powell, CoFC
RP Preston Hatcher, WCU
C Alex Swim, Elon
1B Saxon Butler, SAM
2B Ross Heffley, WCU
SS Will Callaway, APP
3B Eric Phillips, GSU
OF Tyler Tewel, APP
OF Marty Gantt, CoFC
OF Brandon Miller, SAM
DH Daniel Kassouf, APP

Second Team

SP Matt Pegler, CoFC
SP Josh Martin, SAM
RP Kyle Owings, CoFC
C Brad Moss, SAM
1B Ryan Kinsella, Elon
2B Hector Crespo, APP
SS Bradley Goodson, CoFC
3B Rob Harding, CoFC
OF Tyler Zupcic, APP
OF Phillip Ervin, SAM
OF Mac Doyle, WOF
DH C.K. Irby, SAM

2013 Coaches

First Team

SP Jamie Nunn, APP
SP Austin Pritcher, CIT
RP Preston Hatcher, WCU
C Joe Jackson, CIT
1B Ryan Kinsella, Elon
2B Hector Crespo, APP
SS Aaron Attaway, WCU
3B Tyler White, WCU
OF Christian Wolfe, UNCG
OF Phillip Ervin, SAM
OF Julian Ridings, WCU
DH C.K. Irby, SAM

Second Team

SP Kyle Webb, Elon
SP Jeremy Null, WCU
RP Skylar Hunter, CIT
C Adam Martin, WCU
1B Alex Abrams, FUR
2B Blake Butler, CoFC
2B Mason Davis, CIT
SS Will Callaway, APP
3B Trevor Edwards, UNCG
OF Brandon Murray, CoFC
OF Hughston Armstrong, CIT
OF Christian Durdaller, SAM
DH Bo Thompson, CIT

All-Freshman

Jaylin Davis, APP
Dillon Dobson, APP
Blake Butler, CoFC
Nathan Helvey, CoFC
Carl Wise, CoFC
Skylar Hunter, CIT
Sam Foy, DAV
Jordan Simpson, FUR
Ryan Clark, UNCG
Benigno Marrero, UNCG
Richard Greene, SAM
Jonathan Waszak, WCU
Will Stillman, WOF

2013 Media

First Team

SP Jamie Nunn, APP
SP Austin Pritcher, CIT
RP Preston Hatcher, WCU
C Joe Jackson, CIT
1B Ryan Kinsella, Elon
2B Hector Crespo, APP
SS Aaron Attaway, WCU
3B Tyler White, WCU
OF Christian Wolfe, UNCG
OF Christiaan Durdaller, SAM
OF Phillip Ervin, SAM
OF Julian Ridings, WCU
DH C.K. Irby, SAM

Second Team

SP Kyle Webb, Elon
SP Jeremy Null, WCU
RP Skylar Hunter, CIT
C Adam Martin, WCU
1B Calvin Orth, CIT
2B Blake Butler, CofC
SS Will Callaway, APP
3B Chris Ohmstede, FUR
OF Brandon Murray, CofC
OF Hughston Armstrong, CIT
OF Sebastian Gomez, Elon
DH Bo Thompson, CIT

2014 Coaches

First Team

SP Josh Wirsu, GSU
SP Jordan Smith, WCU
RP Andres Gracia, SAM
C Adam Martin, WCU
1B Jacob Hoyle, WCU
2B Hunter King, UNCG
2B Bradley Strong, WCU
SS Dillon Dobson, APP
SS Hunter Burton, FUR
3B Sean Guite, UNCG
OF Forrest Brandt, DAV
OF Lee Miller, DAV
OF Casey Jones, Elon
DH Ryan Lowe, DAV

Second Team

SP Danny Mooney, DAV
SP Jeremy Null, WCU
RP Jason Richman, GSU
C Drew McWhorter, SAM
1B Greg Harrison, FUR
2B Michael Pierson, APP
SS Jordan McDonald, UNCG
3B Chris Ohmstede, FUR
OF Drew DeKerlegand, CIT
OF Nathan Becker, DAV
OF Eric Kalbfleisch, UNCG
OF Heath Quinn, SAM
DH Bo Thompson, CIT

All-Freshman

Matt Brill, APP
Dallas DeVrieze, APP
Tyler Stroup, APP
Garrett Chapman, GSU
Ryan Cleveland, GSU
Matt Harris, Elon
Nick Zammarelli, Elon
Carter Grote, FUR
Adam Swim, UNCG
Jared Brasher, SAM
T.J. Dixon, SAM
Heath Quinn, SAM
Bryan Sammons, WCU



VMI middle infielder Jordan Tarsovich was a first-team all-conference pick and was selected in the 22nd round of the 2015 MLB First-Year Player Draft by the Los Angeles Dodgers in the Keydets' first year back in the SoCon.

2014 Media

First Team

SP Josh Wirsu, GSU
SP Jordan Smith, WCU
RP Andres Gracia, SAM
C Adam Martin, WCU
1B Jacob Hoyle, WCU
2B Michael Pierson, APP
SS Tyler Filliben, SAM
3B David Daniels, DAV
OF Drew DeKerlegand, CIT
OF Forrest Brandt, DAV
OF Casey Jones, Elon
DH Ryan Lowe, DAV

Second Team

SP Danny Mooney, DAV
SP Jeremy Null, WCU
RP Tyler Powell, WCU
C Drew McWhorter, SAM
1B Greg Harrison, FUR
2B Hunter King, UNCG
SS Jordan McDonald, UNCG
3B Chris Ohmstede, FUR
OF Lee Miller, DAV
OF Stryker Brown, GSU
OF Aaron Mizell, GSU
OF Heath Quinn, SAM
DH Bo Thompson, CIT

2015 Coaches

First Team

SP James Reeves, CIT
SP Eric Nyquist, MER
RP Andres Gracia, SAM
C Matt Winn, VMI
1B Conor Clancey, WOF
2B Bradley Strong, WCU
SS Jordan Tarsovich, VMI
3B Hunter Swilling, SAM
OF Connor Walsh, CIT
OF Kyle Lewis, MER
OF Heath Quinn, SAM
DH Austin Edens, SAM

Second Team

SP Ryan Clark, UNCG
SP Matthew Milburn, WOF
RP Morgan Pittman, MER
C Danny Bermudez, WCU
1B Alex Lee, SAM
2B Trey York, ETSU
SS Matt Meeder, MER
3B Chris Ohmstede, FUR
OF Eric Kalbfleisch, UNCG
OF Will Connerley, VMI
OF James Plaisted, WOF
DH Matt Ramsay, WOF

All-Freshman

Drew Ellis, CIT
JP Sears, CIT
Hagen Owenby, ETSU
Blake Chisolm, FUR
Will Gaddis, FUR
Trey Truitt, MER
Jackson Ware, MER
Andrew Wantz, UNCG
Austin Edens, SAM
Brandon Barbary, VMI
Collin Fleischer, VMI
Adam Scott, WOF

2015 Media

First Team

SP James Reeves, CIT
SP Matthew Milburn, WOF
RP Andres Gracia, SAM
C Matt Winn, VMI
1B Conor Clancey, WOF
2B Bradley Strong, WCU
SS Jordan Tarsovich, VMI
3B Hunter Swilling, SAM
OF Connor Walsh, CIT
OF Kyle Lewis, MER
OF Eric Kalbfleisch, UNCG
DH Austin Edens, SAM

Second Team

SP Eric Nyquist, MER
SP Alex Ledford, SAM
RP Will Stillman, WOF
C Richard Greene, SAM
1B Alex Lee, SAM
2B Trey York, ETSU
SS Matt Meeder, MER
3B Chris Ohmstede, FUR
OF Jake Jones, FUR
OF Heath Quinn, SAM
OF James Plaisted, WOF
DH Matt Smith, WCU

2016 Coaches

First team

SP Will Gaddis, FUR
SP Parker Curry, SAM
RP Andrew Wantz, UNCG
C Hagen Owenby, ETSU
1B Matt Smith, WCU
2B Trey York, ETSU
SS Matt Meeder, MER
3B Collin Woody, UNCG
OF Kyle Lewis, MER
OF L.J. Kalawaia, UNCG
OF Heath Quinn, SAM
DH Austin Edens, SAM

Second team

SP Ryan Askew, MER
SP Matt Milburn, WOF
RP Colton Davis, WCU
C Danny Bermudez, WCU
1B Alex Lee, SAM
2B Ben Spitznagel, UNCG
SS Derek Hirsch, WOF
3B Blake Rowlett, ETSU
OF Trey Truitt, MER
OF Bryson Bowman, WCU
OF Kramer Ferrell, WCU
DH Dillon Stewart, UNCG

All-Freshman team

Ben Peden, CIT
Jake Crawford, FUR
Jabari Richards, FUR
Conard Broom, MER
Kevin Coulter, MER
Matt Frisbee, UNCG
Andrew Moritz, UNCG
Cesar Trejo, UNCG
Stephen Jones, SAM
Matt Pita, VMI
Josh Winder, VMI
Andrew Bullock, WCU

ALL-CONFERENCE TEAMS



2016 Media

First team

SP Will Gaddis, FUR
SP Parker Curry, SAM
RP Andrew Wantz, UNCG
C Hagen Owenby, ETSU
1B Matt Smith, WCU
2B Trey York, ETSU
SS Matt Meeder, MER
3B Collin Woody, UNCG
OF Kyle Lewis, MER
OF L.J. Kalawaia, UNCG
OF Heath Quinn, SAM
DH Austin Edens, SAM

Second team

SP Ryan Askew, MER
SP Matt Milburn, WOF
RP Will Stillman, WOF
C Danny Bermudez, WCU
1B Collin Fleischer, VMI
2B Ben Spitznagel, UNCG
SS Robby McCabe, ETSU
3B Blake Rowlett, ETSU
OF Jabari Richards, FUR
OF Trey Truitt, MER
OF Bryson Bowman, WCU
DH Dillon Stewart, UNCG

2017 Coaches

First team

SP JP Sears, CIT
SP Will Gaddis, FUR
RP Robert Broom, MER
C Hagen Owenby, ETSU
1B Brett Hash, WOF
2B Danny Edgeworth, MER
2B Nobu Suzuki, WCU
SS Ryan Hagan, MER
3B Caleb Webster, UNCG
OF Andrew Moritz, UNCG
OF Tyler Sharp, VMI
OF Bryson Bowman, WCU
DH JT Thomas, MER

Second Team

SP Josh Winder, VMI
SP Bryan Sammons, WCU
RP Wyatt Burns, SAM
C Carson Waln, WOF
1B Brandon Elmy, FUR
2B Troy Dixon, SAM
SS Brett Pope, WCU
3B Jonathan Sabo, CIT
OF Carter Grote, FUR
OF Ben Spitznagel, UNCG
OF McClain Bradley, WOF
DH Cesar Trejo, UNCG

All-Freshman team

Will Abbott, CIT
Bryce Leasure, CIT
Cullen Smith, ETSU
Dillon Love, FUR
Alex Crotty, MER
Caleb Webster, UNCG
Branden Fryman, SAM
Taylor Garriss, SAM
Anthony Mulrine, SAM
Ayrton Schafer, SAM
Andrew Robinson, WCU
Matt Ellmyer, WOF
Brett Rodriguez, WOF

2017 Media

First team

SP JP Sears, CIT
SP Will Gaddis, FUR
RP Robert Broom, MER
C Hagen Owenby, ETSU
1B Brett Hash, WOF
2B Nobu Suzuki, WCU
SS Ryan Hagan, MER
3B Caleb Webster, UNCG
OF Andrew Moritz, UNCG
OF Tyler Sharp, VMI
OF Bryson Bowman, WCU
DH JT Thomas, MER



The Citadel's JP Sears was a first-team all-conference pick and the league's Pitcher of the Year in 2017.


Second Team

SP Josh Winder, VMI
SP Bryan Sammons, WCU
RP Wyatt Burns, SAM
C Carson Waln, WOF
1B Brandon Elmy, FUR
2B Danny Edgeworth, MER
SS Brett Pope, WCU
3B Taylor Garriss, SAM
OF Carter Grote, FUR
OF Ben Spitznagel, UNCG
OF McClain Bradley, WOF
DH Cody Miller, WOF

RP Colton Davis, WCU
C Danny Bermudez, WCU
1B Alex Lee, SAM
2B Ben Spitznagel, UNCG
SS Derek Hirsch, WOF
3B Blake Rowlett, ETSU
OF Trey Truitt, MER
OF Bryson Bowman, WCU
OF Kramer Ferrell, WCU
DH Dillon Stewart, UNCG

All-Freshman team

Ben Peden, CIT
Jake Crawford, FUR
Jabari Richards, FUR
Conard Broom, MER
Kevin Coulter, MER
Matt Frisbee, UNCG
Andrew Moritz, UNCG
Cesar Trejo, UNCG
Stephen Jones, SAM
Matt Pita, VMI
Josh Winder, VMI
Andrew Bullock, WCU



Western Carolina outfielder Bryson Bowman earned all-conference honors in 2016 and 2017. He was the league's Player of the Year in 2017.

1990

P Richard Shirer, CIT
C Gettys Glaze, CIT
1B Brad Niethammer, APP
2B Grant Brittain, WCU
SS Dave Piepenbrink, MAR
3B Doug Jones, APP
OF Billy Baker, CIT (MVP)
OF Chris Stone, FUR
OF Rodney Tesh, WCU
DH Mike Hilton, WCU

1991

P Jack Kimel, WCU
C Brent Williams, FUR (MVP)
1B Rodney Tesh, WCU
2B John Key, APP
SS Nathan Dunn, ETSU
3B Matt Raleigh, WCU
OF Scott Waugh, APP
OF Kevin Bellomo, WCU
OF Joey Cox, WCU
DH Dallas Rhinehart, ETSU

1992

P Jim Carragher, GSU
C Mike Darnell, GSU
1B Bryan Wiggins, GSU
2B Doug Eder, GSU
SS Chris Petersen, GSU
3B Eric Whitson, WCU
OF Mike Miller, GSU
OF Joey Cox, WCU (MVP)
OF Scott Lyman, WCU
DH Gettys Glaze, CIT

1993

P Jason Beverlin, WCU
C Roy Hurst, WCU
1B Chris Lemonis, CIT
2B Matt Wilson, GSU
SS David Groseclose, VMI
3B Louie Napoleon, VMI
OF Dale Sistare, CIT
OF Rob Doherty, WCU
OF Mike Tidick, WCU
DH Phillip Grundy, WCU (MVP)

1994

P Britt Reames, CIT
C Brett Boretti, DAV
1B Marc Striker, WCU
2B John Connolly, WCU
SS Jermaine Shuler, CIT (MVP)
3B Bo Betchman, CIT
OF Garrick Haltiwanger, CIT
OF Louie Napoleon, VMI
OF Mike Tidick, WCU
DH Donald Morillo, CIT

1995

P Donald Morillo, CIT (MVP)
P Britt Reames, CIT
C James Lyons, ETSU
1B Tommy Peterman, GSU
2B David Beckley, CIT
SS Tyson Whitley, GSU
3B Eric Whitson, WCU
OF Garrick Haltiwanger, CIT
OF Dale Sistare, CIT
OF Len Hart, ETSU
DH Ryan Glynn, VMI

1996

P Clint Sauls, GSU
C Steve Wilson, GSU
1B Nate Shepperson, VMI
2B Donnie Coe, GSU
SS Terrence Smalls, CIT
3B Bo Betchman, CIT
OF Jon Placko, FUR
OF Mark Hamlin, GSU (MVP)
OF Antoine Moran, GSU
DH Britt Phelps, ETSU

1997

P David Noyce, FUR
C J.P. Burwell, WCU (MVP)
1B Ryan Butler, CIT
2B Jeff Szikszai, WCU
SS Eric Boehmer, FUR
3B Dan Martz, FUR
OF Rodney Hancock, CIT
OF Brandon Holler, FUR
OF Jody Wade, FUR
DH Tyson Whitley, GSU

1998

P Brian Rogers, CIT (MVP)
C Jay Morgan, CIT
1B Philip Hartig, CIT
2B Dominic Pattie, UNCG
SS Terrence Smalls, CIT
3B Aaron Haigler, CIT
OF Kevin Durham, CIT
OF Kenny Vawter, UNCG
OF Eric Johnson, WCU
DH Lance Surridge, UNCG

1999

P Rodney Hancock, CIT (MVP)
C Ronny Marmol, CofC
1B Philip Hartig, CIT
2B Tavy Smalls, CIT
SS Michael Harris, CIT
3B Charlie Wands, WCU
OF Josh Edgeworth, CofC
OF Rusty Swackhamer, ETSU
OF Eric Johnson, WCU
DH Morgan Frazier, WCU

2000

P Corey Etheridge, FUR
C Ed Sparks, ETSU
1B Chris Behne, APP
2B Matt Easterday, GSU (MVP)
SS Danny Rueckel, FUR
3B Cole Hubka, FUR
OF Josh Edgeworth, CofC
OF Clint Hill, FUR
OF J.R. Revere, GSU
DH Ryan Presnell, FUR

2001

P Randy Corn, CIT (MVP)
P Ted Toler, UNCG
C Brendon Gilligan, GSU
1B Andy Baxter, ETSU
2B Shane Schumaker, UNCG
SS Jemel Spearman, GSU
3B Dallas McPherson, CIT
OF Jasha Balcom, CofC
OF Brook Dantzler, CIT
OF Nathan Copeland, ETSU
OF Chris Cook, UNCG
DH Chris Mittendorf, UNCG

2002

P Brett Lewis, GSU (MVP)
C Matt Lauderdale, CofC
1B Carlos Love, GSU
2B Jack Arroyo, CofC
SS Jemel Spearman, GSU
3B Lee Curtis, CofC
OF Brett Anderson, CofC
OF Craig Caudill, FUR
OF Matt Herring, GSU
OF J.R. Revere, GSU
OF Kirk Strebin, UNCG
DH Coogie Freedman, FUR

2003

P Ryan Basner, WCU
C A.J. Zickgraf, GSU
1B Jon Wade, VMI
2B Brandon Burnsed, GSU
SS Lee Curtis, CofC
3B Chris Davis, WCU
OF Brandon Long, GSU
OF Ryan Gordon, UNCG
OF Matt Nelson, WCU
DH Brian Sigmon, WCU (MVP)

2004

P Jonathan Ellis, CIT (MVP)
C Brian Sigmon, WCU
1B Chip Cannon, CIT
2B Jon Aughey, CIT
SS Chris Davis, WCU
3B Chris Ard, CIT
OF Denver Edick, WCU
OF Byron Barber, CofC
OF Matt Covington, CIT
OF Andy Phillips, CIT
DH Mark Egleton, CIT

2005

P Nick Hollstegge, FUR (MVP)
C Flint Wipke, GSU
1B Case Cassidy, FUR
2B Chris Campbell, CofC
SS Matt Matulia, CIT
3B Matthew Betsill, FUR
OF Brett Gardner, CofC
OF James Payne, GSU
OF Brent Stephens, GSU
DH Sam McLain, FUR

2006

P Nick Chiggies, CofC (co-MVP)
C Alex Garabedian, CofC
1B Trey Daniel, WCU
2B Chris Campbell, CofC
SS Jess Easterling, CofC (co-MVP)
3B Adam Weaver, Elon
OF Larry Cobb, CofC
OF Chris Swauger, CIT
OF Chris Price, Elon
DH Sonny Meade, CIT

2007

P Ben Austin, Wofford
C Richard Jones, CIT
1B Zach Brown, CIT
2B Eric Strukie, Wofford
SS Mike Gilmartin, Wofford
3B Brandon Waring, Wofford (MVP)
OF Chris Swauger, CIT
OF Pat Irvine, Elon
OF Sean Snell, UNCG
DH Andrew Franco, APP

2008

P Mike Lynn, CofC
C Dallas Tarleton, Elon
1B Jay Jackson, FUR
2B Tim Carrier, UNCG
SS Chase Austin, Elon
3B Bennett Davis, Elon
OF Stuart Haywood, CofC
OF Cory Harrilchak, Elon (MVP)
OF Chris Shehan, GSU
DH Greg Feltes, UNCG

2009

SP Asher Wojciechowski, CIT
SP Chris Mederos, GSU
RP Thomas Girdwood, Elon
C Richard Jones, CIT
1B David Towarnicky, APP
2B Marcus Rose, FUR
SS Brent Greer, WCU
3B Chase Austin, Elon
OF Sonny Meade, CIT
OF Pat Irvine, Elon
OF Ty Wright, GSU
DH Kyle Blackburn, GSU (MVP)

2010

SP Asher Wojciechowski, CIT
SP Jimmy Reyes, Elon
RP Brandon Johnson, WCU
C Ollie Goulder, WCU
1B Justin Mackert, CIT (MVP)
2B Wes Hobson, APP
SS Jamie Holler, CofC
3B Hector Crespo, APP
OF Chris Alessandria, APP
OF William Ladd, CIT
OF Matt Johns, WCU
DH Brad Felder, CIT

SOCON ALL-TOURNAMENT TEAMS



2011

SP Seth Grant, APP
 SP Chris Beck, GSU (MVP)
 RP Andrew Jones, SAM
 C Tom Richardson, GSU
 1B Marty Gantt, CofC
 2B Michael Johnson, SAM
 SS Eric Phillips, GSU
 3B Alex Abrams, FUR
 OF Tyler Zupcic, APP
 OF Cole Rakar, CofC
 OF Phillip Ervin, SAM
 DH Michael Burruss, GSU

2012

SP Justin Hess, GSU
 SP Josh Martin, SAM (MVP)
 RP C.K. Irby, SAM
 C Chase Griffin, GSU
 1B Ryan Kinsella, Elon
 2B Tyler Avera, GSU
 2B Zeth Stone, SAM
 SS Austin Allison, SAM
 3B Chris Ohmstede, FUR
 OF Taylor Johnson, FUR
 OF Phillip Ervin, SAM
 OF Brandon Miller, SAM
 DH Garren Palmer, GSU

2013

SP Kyle Webb, Elon
 SP Justin Hess, GSU
 RP Dylan Clark, Elon
 C Joe Jackson, CIT (MOP)
 1B Ryan Kinsella, Elon
 2B Hector Crespo, APP
 SS Antonio Alvarez, Elon
 3B Tyler White, WCU
 OF Tyler Griffin, CIT
 OF Sebastian Gomez, Elon
 OF Julian Ridings, WCU
 DH Bo Thompson, CIT



The Citadel's Joe Jackson earned the Walt Nadzak Award in 2013, becoming the first player in league history to be named the Most Outstanding Player of the tournament despite his team not winning the title. The Bulldog catcher hit .769 (10-for-13) and slugged 1.385 with three doubles, a triple, a home run, six walks, eight runs scored and five RBIs in four games.

REPEAT SELECTIONS

3 times

Heath Quinn, SAM (2014-16)

2 times

Rodney Tesh, WCU (1990-91)
 Gettys Glaze, CIT (1990, 1992)
 Joey Cox, WCU (1991-92)
 Louie Napoleon, VMI (1993-94)
 Mike Tidick, WCU (1993-94)
 Garrick Haltiwanger, CIT (1994-95)
 Donald Morillo, CIT (1994-95)
 Britt Reames, CIT (1994-95)
 Dale Sistare, CIT (1993, 1995)
 Eric Whitson, WCU (1992, 95)
 Bo Betchman, CIT (1994, 1996)
 Tyson Whitley, GSU (1995, 1997)
 Terrence Smalls, CIT (1996, 1998)
 Philip Hartig, CIT (1998-99)
 Rodney Hancock, CIT 1997, 1999)
 Eric Johnson, WCU (1998-99)
 Josh Edgeworth, CofC (1999-00)
 J.R. Revere, GSU (2000-02)
 Jemel Spearman, GSU (2001-02)
 Lee Curtis, CofC (2002-03)
 Chris Davis, WCU (2003-04)
 Brian Sigmon, WCU (2003-04)
 Chris Campbell, CofC (2005-06)
 Chris Swauger, CIT (2006-07)
 Sonny Meade, CIT (2006, 2009)
 Richard Jones, CIT (2007, 2009)
 Chase Austin, Elon (2008-09)
 Pat Irvine, Elon (2007, 2009)
 Asher Wojciechowski, CIT (2009-10)
 Phillip Ervin, SAM (2011-12)
 Hector Crespo, APP (2010, 2013)
 Justin Hess, GSU (2012-13)
 Ryan Kinsella, Elon (2012-13)
 Alex Abrams, FUR (2011, 2014)
 Trey Truitt, MER (2015-16)

2014

SP Jeffrey Springs, APP
 SP Alex Ledford, SAM
 RP Jason Richman, GSU (MOP)
 C Daniel Gerow, DAV
 1B Caleb Bryson, SAM
 2B Ben Morgan, GSU
 SS Dalton Busby, GSU
 3B Michael Pierson, APP
 OF Jake Jones, FUR
 OF Aaron Mizell, GSU
 OF Heath Quinn, SAM
 DH Alex Abrams, FUR

2015


SP Eric Nyquist, MER (MOP)
 SP Adam Scott, WOF
 RP Morgan Pittman, MER
 C Charlie Madden, MER
 1B Austin Edens, SAM
 2B Jacobs Watcher, CIT
 SS Danny Rodriguez, SAM
 3B Danny Edgeworth, MER
 OF Trey Truitt, MER
 OF Heath Quinn, SAM
 OF Kody Ruedisili, WOF
 DH Matt Ramsay, WOF

2016

SP Will Gaddis, FUR
 SP B.J. Nobles, WCU
 RP Korey Anderson, WCU
 C Jake Kusz, UNCG
 1B Matt Smith, WCU (MOP)
 2B Frankie Navarrete, SAM
 SS Matt Meeder, MER
 3B Jake Crawford, FUR
 OF Trey Truitt, MER
 OF Heath Quinn, SAM
 OF Kramer Ferrell, WCU
 DH Cesar Trejo, UNCG

2017

SP Grant Schuermann, FUR
 SP Josh Winder, VMI
 RP Jack Maynard, UNCG
 C Cameron Whitehead, FUR
 1B Michael Goss, UNCG
 2B Troy Dixon, SAM
 SS Tripp Shelton, UNCG (MOP)
 3B Caleb Webster, UNCG
 OF Aaron Maher, ETSU
 OF Sky Overton, FUR
 OF Ben Spitznagel, UNCG
 DH Ayrton Schafer, SAM



Samford outfielder Heath Quinn is the only player in SoCon history to be named to the all-tournament team three times. He did so in 2014, 2015 and 2016, leading the Bulldogs to the title game twice.

SOCON COACHES AWARDS

SoCon Player of the Year

1972	Reggie Dunnivant, UR
1973	Steve Arrington, CIT
1974	Mike Ramsey, APP
1975	George Weicker, DAV
1976	Richard Wieters, CIT
1977	Richard Wieters, CIT
1978	Wayne Tolleson, WCU
1979	Randy Ingle, APP
1980	Gary Robinette, ETSU
1981	Mel Kinsey, WCU
1982	Bill White, CIT
1983	Mike Cherry, CIT
1984	Tony Welborn, APP
1985	Scott Gay, WCU
1986	Len Stratton, APP
1987	Clint Fairey, WCU
1988	Clint Fairey, WCU
1989	Clint Fairey, WCU
	Scott Waugh, APP
1990	Grant Brittain, WCU
1991	Kevin Bellomo, WCU
1992	Matt Raleigh, WCU
1993	Todd Greene, GSU
1994	Mike Tidick, WCU
1995	Steve Wilson, GSU
1996	Tommy Peterman, GSU
1997	Alex Tolbert, WCU
1998	Martin Barrow, WCU
1999	Chris Moore, WCU
2000	Matt Easterday, GSU
2001	Philip Hartig, CIT
2002	Lee Curtis, CofC
2003	Alan Beck, WCU
2004	Caleb Moore, ETSU
2005	Jay Heafner, DAV
2006	A.J. Davidiuk, FUR
2007	Kenny Smith, WCU
2008	Jeremie Tice, CofC
2009	Joey Bergman, CofC
	Chase Austin, Elon
2010	Matt Leeds, CofC
2011	Victor Roache, GSU
2012	Marty Gantt, CofC
2013	Ryan Kinsella, Elon
2014	Forrest Brandt, DAV
	Casey Jones, Elon

2015	Kyle Lewis, MER
2016	Kyle Lewis, MER
2017	Ryan Hagan, MER
	Bryson Bowman, WCU

SoCon Pitcher of the Year

1989	Pete Palmer, APP
1990	Ken Britt, CIT
1991	Will Ertel, FUR
1992	Gettys Glaze, CIT
1993	Paul Thornton, GSU
1994	Jason Beverlin, WCU
1995	William Rushing, GSU
1996	Julio Ayala, GSU
1997	Tod Lee, GSU
1998	Mark DiFelice, WCU
1999	Brian Wiley, CIT
2000	David Ray, GSU
2001	Eric Talbert, CIT
2002	Randy Corn, CIT
2003	Tom Mastny, FUR
2004	Ryan Johnson, CofC
2005	Brett Harker, CofC
2006	Nick Chigges, CofC
2007	Nick Chigges, CofC
2008	Steven Hensley, Elon
2009	Wes Wrenn, CIT
2010	Asher Wojciechowski, CIT
2011	Matt Murray, GSU
2012	Christian Powell, CofC
2013	Austin Pritcher, CIT
2014	Josh Wirsu, GSU
2015	James Reeves, CIT
2016	Will Gaddis, FUR
2017	JP Sears, CIT

SoCon Freshman of the Year

1980	John MAR, DAV
1981	Jeff Montgomery, MAR
1982	Jack Cheek-Fagan, FUR
	Mike Lamore, VMI
1983	Brian Tebo, WCU
1984	Fred Hailey, WCU
1985	Bill Masse, DAV
1986	Will Edwards, ETSU
1987	Jim Piekutowski, FUR
1988	Scott Waugh, APP



Western Carolina's Clint Fairey is the only three-time SoCon Player of the Year in league history. The Catamount first baseman, who was a third-team All-American in 1987, posted two .400 seasons, led the league in homers three times and finished his career as the SoCon's career home run leader with 61.

1989	Gettys Glaze, CIT
	Johnny McCraw, APP
	Matt Raleigh, WCU
1990	Rob Doherty, WCU
1991	Phillip Grundy, WCU
1992	Shane Spears, FUR
1993	Kenny Osborne, APP
1994	Tommy Peterman, GSU
1995	Tod Lee, GSU
1996	David Noyce, FUR
1997	Rodney Hancock, CIT
1998	Philip Hartig, CIT
1999	Brett Lewis, GSU
2000	Ryan Gordon, UNCG
2001	Derek Norman, FUR
2002	Matt Lein, WOF
2003	Kelly Sweppenhiser, VMI
2004	Chris Campbell, CofC
2005	Steven Strausbaugh, WCU
2006	Steven Hensley, Elon
2007	Richard Jones, CIT
2008	Thomas Girdwood, Elon
2009	Ross Heffley, WCU
2010	Will Muzika, FUR
2011	Daniel Aldrich, CofC
2012	Chase Griffin, GSU
2013	Jaylin Davis, APP
2014	Heath Quinn, SAM
2015	Austin Edens, SAM
2016	Jabari Richards, FUR
2017	Caleb Webster, UNCG

SoCon Coach of the Year

1972	Chuck Boone, RICH
1975	Chal Port, CIT
1976	Tom Wall, FUR
1977	Monte Little, ECU
1978	Jack Cook, MAR
1979	Chal Port, CIT
1980	Charley Lodes, ETSU
1981	Bill Hayward, WCU

1982	Chal Port, CIT
	Donny White, VMI
1983	Chal Port, CIT
1984	Jim Morris, APP
1985	George Greer, DAV
1986	Harold Stout, ETSU
1987	Jack Leggett, WCU
1988	Paul Maini, VMI
1989	Jack Cook, MAR
1990	Chal Port, CIT
1991	Chal Port, CIT
1992	Keith LeClair, WCU
1993	Jack Stallings, GSU
1994	Keith LeClair, WCU
1995	Fred Jordan, CIT
1996	Jack Stallings, GSU
1997	Keith LeClair, WCU
1998	Mike Gaski, UNCG
1999	Fred Jordan, CIT
2000	Rodney Hennon, GSU
2001	Rodney Hennon, GSU
2002	Todd Raleigh, WCU
2003	Tom Slater, VMI
2004	John Pawlowski, CofC
2005	John Pawlowski, CofC
2006	Mike Kennedy, Elon
2007	John Pawlowski, CofC
2008	Mike Kennedy, Elon
2009	Mike Kennedy, Elon
2010	Fred Jordan, CIT
2011	Mike Gaski, UNCG*
2012	Chris Pollard, APP
2013	Bobby Moranda, WCU
2014	Dick Cooke, DAV
2015	Craig Gibson, MER
2016	Link Jarrett, UNCG
2017	Craig Gibson, Mercer

* later vacated



The Citadel's Richard Wieters was named the SoCon Player of the Year twice, in 1976 and 1977. The two-way player was an all-conference selection at first base and at pitcher in his career, leading the SoCon in batting in 1976 (.417) and in strikeouts (62) in 1975, when he was also a first-team Academic All-American.

YEARLY SOCON AWARDS



SOUTHERN CONFERENCE SPORTS MEDIA ASSOCIATION (SCSMA) AWARDS



Furman outfielder Jabari Richards was named the SoCon Freshman of the Year in 2016 after leading the team in batting (.343), slugging (.627), home runs (10), triples (three) and stolen bases (10) despite missing a month of the season.



College of Charleston's Nick Chigges is the only two-time SCSMA Pitcher of the Year. The Cougar right-hander was a second-team All-American in both 2006 and 2007, when he led the SoCon with 11 wins each season.

SoCon Freshman of the Year

2002	Matt Lein, WOF
2003	Trent Weathers, CIT
2004	Danny Valencia, UNCG
2005	Steven Strausbaugh, WCU
2006	Steven Hensley, Elon
2007	Richard Jones, CIT
2008	Reese Wade, FUR
2009	Ross Heffley, WCU
2010	Will Muzika, FUR
2011	Daniel Aldrich, CofC
2012	Chase Griffin, GSU
2013	Benigno Marrero, UNCG
2014	Heath Quinn, SAM
2015	Austin Edens, SAM
2016	Jabari Richards, FUR
2017	Caleb Webster, 3B, UNCG

SoCon Coach of the Year

2002	Fred Jordan, CIT
2003	Tom Slater, VMI
2004	John Pawlowski, CofC
2005	John Pawlowski, CofC
2006	Mike Kennedy, Elon
2007	Todd Raleigh, WCU
2008	Mike Kennedy, Elon
2009	Mike Kennedy, Elon
2010	Fred Jordan, CIT
2011	Mike Gaski, UNCG*
2012	Chris Pollard, APP
2013	Bobby Moranda, WCU
2014	Dick Cooke, DAV
2015	Craig Gibson, MER
2016	Link Jarrett, UNCG
2017	Craig Gibson, Mercer

SoCon Championship MOP

Walt Nadzak Award

1984	Rusty Weaver, APP
1985	Mike Carson, WCU
1986	David Hyatt, WCU
1987	Clint Fairey, WCU
1988	Keith LeClair, WCU
1989	Paul Menhart, WCU
1990	Billy Baker, CIT
1991	Brent Williams, FUR
1992	Joey Cox, WCU
1993	Phillip Grundy, WCU
1994	Jermaine Shuler, CIT
1995	Donald Morillo, CIT
1996	Mark Hamlin, GSU
1997	JP Burwell, WCU
1998	Brian Rogers, CIT
1999	Rodney Hancock, CIT
2000	Matt Easterday, GSU
2001	Randy Corn, CIT
2002	Brett Lewis, GSU
2003	Brian Sigmon, WCU
2004	Jonathan Ellis, CIT
2005	Nick Hollstegge, FUR
2006	Nick Chigges, CofC
	Jess Easterling, CofC
2007	Brandon Waring, WOF
2008	Cory Harrilchak, Elon
2009	Kyle Blackburn, GSU
2010	Justin Mackert, CIT
2011	Chris Beck, GSU
2012	Josh Martin, SAM
2013	Joe Jackson, CIT
2014	Jason Richman, GSU
2015	Eric Nyquist, MER
2016	Matt Smith, WCU
2017	Tripp Shelton, UNCG

* later vacated

SoCon Player of the Year

2002	Donovan Minero, WCU
2003	Lee Curtis, CofC
2004	Caleb Moore, ETSU
2005	Jay Heafner, DAV
2006	A.J. Davidiuk, FUR
2007	Kenny Smith, WCU
2008	Chris Shehan, GSU
2009	Joey Bergman, CofC
2010	Matt Leeds, CofC
2011	Victor Roache, GSU
2012	Marty Gantt, CofC
2013	Tyler White, WCU
2014	Casey Jones, Elon
2015	Kyle Lewis, MER
2016	Kyle Lewis, MER
2017	Bryson Bowman, WCU

SoCon Pitcher of the Year

2002	Scooter Michael, UNCG
2003	Tom Mastny, FUR
2004	Ryan Johnson, CofC
	Jonathan Ellis, CIT
2005	Chris Mason, UNCG
2006	Nick Chigges, CofC
2007	Nick Chigges, CofC
2008	Steven Hensley, Elon
2009	Wes Wrenn, CIT
2010	Asher Wojciechowski, CIT
2011	John Brebbia, Elon
2012	Ryan Arrowood, APP
2013	Austin Pritcher, CIT
2014	Josh Wirsu, GSU
2015	James Reeves, CIT
2016	Will Gaddis, Furman
2017	Adam Wantz, UNCG
	JP Sears, The Citadel

Academic All-Americans

1971	John Campbell, Furman (INF), 2nd
1971	Doug Pounder, The Citadel (P), 1st
1975	Richard Wieters, The Citadel (1B), 1st
1977	Denny Standifer, Chattanooga (P), 2nd
1978	Al Diket, The Citadel (3B), 2nd
1979	Gary Robinette, ETSU (3B), 1st
1979	Mark Edward Austin, Chattanooga (INF), 2nd
1980	Melvin Williamson, The Citadel (C), 3rd
1980	John Porter, Davidson (OF), 1st
1980	Gary Robinette, ETSU (3B), 1st
1981	John Porter, Davidson (OF), 1st
1982	Marty Blair, The Citadel (2B), 1st
1983	Marty Blair, The Citadel (2B), 1st
1983	David Hill, Western Carolina (OF), 1st
1983	Greg Johnson, Western Carolina (C), 1st
1984	Jamie Harris, Appalachian State (2B), 1st
1984	David Mills, The Citadel (P), 2nd
1984	Mike Lamore, VMI (C), 3rd
1985	Mike Lamore, VMI (C), 2nd
1986	Randy Sullivan, The Citadel (C), 1st
1986	David Hyatt, Western Carolina (1B), 3rd
1992	Rodney Hennon, Western Carolina (2B), 1st
1992	Rob Goecker, Furman (SS), 2nd
1992	Jack Kimel, Western Carolina (P), 2nd
1993	Rodney Hennon, Western Carolina (2B), 2nd
1996	Nathan Shepperson, VMI (INF), 3rd
1998	Jody Pollock, Georgia Southern (2B), 3rd
1999	Joey Foxhall, College of Charleston (INF), 1st
1999	Brian Wiley, The Citadel (P), 2nd
1999	Travis Howell, College of Charleston (OF), 2nd
2000	Wes Self, Davidson (P), 2nd
2000	Ben Brown, Davidson (INF), 2nd
2001	Wes Self, Davidson (P), 3rd
2002	Ryan Schade, Western Carolina (SS), 1st
2002	Randy Corn, The Citadel (P), 1st
2002	Tim Frend, Davidson (OF), 3rd
2003	Jon Stallsmith, Furman (P), 1st
2004	David Dufour, Wofford (DH), 1st
2004	Gary Morris, Elon (2B), 3rd
2004	Phillip Coker, College of Charleston (C), 2nd
2004	Brett Anderson, College of Charleston (1B), 3rd
2005	Phillip Coker, College of Charleston (OF), 1st
2005	Brett Anderson, College of Charleston (DH), 1st
2006	Phillip Coker, College of Charleston (OF), 1st
2006	Patrick Currin, UNCG (P), 2nd
2007	Chris Swauger, The Citadel (OF), 3rd
2008	Chris Swauger, The Citadel (OF), 2nd
2009	Chris McGuiness, The Citadel (INF), 1st
2009	Sonny Meade, The Citadel (OF), 1st
2009	David Towarnicky, Appalachian State (INF), 3rd
2010	David Towarnicky, Appalachian State (1B), 1st
2011	Matt Leeds, College of Charleston (INF), 1st
2015	Matt Ramsay, Wofford (DH), 1st
2016	David Geary, VMI (INF), 3rd
2017	Andrew Moritz, UNCG (OF), 1st
2017	Charlie Madden, Mercer (C), 2nd
2017	Hunter Bening, Mercer (INF), 2nd

ABCA Gold Bat Award (National Player of the Year)

2016	Kyle Lewis, Mercer (OF)
------	-------------------------

ABCA All-Americans

1947	Joe Landrum, Clemson (P), 1st
1947	Charles Teague, Wake Forest (2B), 1st
1947	Gene Hooks, Wake Forest (3B), 1st
1948	Emmett Cheek, North Carolina (C), 1st
1948	Rip Ryan, North Carolina (SS), 1st
1949	Charles Teague, Wake Forest (2B), 1st
1949	Gene Hooks, Wake Forest (3B), 1st
1950	Charles Teague, Wake Forest (2B), 1st
1951	Dick Groat, Duke (SS), 1st
1952	William Werber, Duke (1B), 1st
1952	Dick Groat, Duke (SS), 1st
1961	Edward Tekavec, West Virginia (3B), 2nd
1963	Bobby Stewart, Richmond (OF), 1st



ETSU catcher Caleb Moore earned All-America honors in 2004 and 2005. Moore was named the SoCon Player of the Year in 2004 by both the league's coaches and media.

1964	Bill Marovic, West Virginia (OF), 1st
1975	Mike Ramsey, Appalachian State (SS), 1st
1975	George Weicker, Davidson (DH), 1st
1977	Keith Ebersole, Western Carolina (1B), 3rd
1979	Randy Ingle, Appalachian State (SS), 1st
1982	Kirk Bailey, Appalachian State (P), 1st
1984	Pete Hardee, Appalachian State (P), 3rd
1987	Bill Masse, Davidson (OF), 2nd
1987	Clint Fairey, Western Carolina (1B), 3rd
1988	Darron Healey, Appalachian State (DH), 2nd
1990	Grant Brittain, Western Carolina (2B), 1st
1990	Anthony Jenkins, The Citadel (OF), 1st
1991	Kevin Bellomo, Western Carolina (OF), 2nd
1992	Todd Greene, Georgia Southern (OF), 1st
1993	Paul Thornton, Georgia Southern (P), 2nd
1993	Todd Greene, Georgia Southern (OF), 1st
1993	Phillip Grundy, Western Carolina (3B), 2nd
1994	Jason Beverlin, Western Carolina (P), 2nd
1995	Steve Wilson, Georgia Southern (C), 2nd
1997	Tod Lee, Georgia Southern (P), 2nd
2005	Chris Campbell, College of Charleston (2B), 1st
2005	Brett Gardner, College of Charleston (OF), 1st
2007	Michael Harrington, College of Charleston (OF), 2nd
2007	Nick Chigges, College of Charleston (P), 2nd
2007	Ben Lasater, College of Charleston (INF), 2nd
2008	Chris Shehan, Georgia Southern (OF), 1st
2008	Jeremie Tice, College of Charleston (3B), 2nd
2008	Ty Wright, Georgia Southern (DH), 2nd
2009	Chase Austin, Elon (SS), 3rd
2009	Joey Bergman, College of Charleston (3B), 3rd
2010	Mac Doyle, Wofford (DH), 2nd
2010	Asher Wojciechowski, The Citadel (RHP), 3rd
2010	Matt Leeds, College of Charleston (3B), 3rd
2011	Victor Roache, Georgia Southern (OF), 1st
2011	Daniel Aldrich, College of Charleston (OF), 3rd
2012	Daniel Kassouf, Appalachian State (DH), 1st
2012	Marty Gantt, College of Charleston (OF), 2nd
2012	Brandon Miller, Samford (OF), 3rd
2013	C.K. Irby, Samford (DH), 1st
2014	Casey Jones, Elon (OF), 2nd
2016	Trey York, ETSU (2B), 1st
2016	Kyle Lewis, Mercer (OF), 1st
2016	Heath Quinn, Samford (OF), 2nd
2016	Ben Spitznagel, UNCG (2B), 3rd

2017	JP Sears, The Citadel (P), 3rd
------	--------------------------------

ABCA Gold Glove Team

2016	Kyle Lewis, Mercer (OF)
------	-------------------------

ABCA All-Atlantic Region

1973	Mike Ramsey, Appalachian State (SS), 1st
1973	Steve Anspaugh, Appalachian State (P), 2nd
1974	Mike Ramsey, Appalachian State (SS), 1st
1974	Butch Dziadul, Appalachian State (3B), 3rd
1975	Mike Ramsey, Appalachian State (SS), 1st
1976	Randy Ingram, Appalachian State (3B), 2nd
1977	Keith Ebersole, Western Carolina (1B), 1st
1977	Jerry Reed, Western Carolina (P), 2nd
1977	Wayne Tolleson, Western Carolina (SS), 2nd
1977	Ron Brower, Appalachian State (1B), 3rd
1977	Chris Plemmons, Appalachian State (2B), 3rd
1977	Randy Ingram, Appalachian State (3B), 1st
1978	Wayne Tolleson, Western Carolina (SS), 1st
1978	Keith Ebersole, Western Carolina (1B), 2nd
1978	Joey Moffitt, Appalachian State (OF), 2nd
1978	Chris Plemmons, Appalachian State (2B), 2nd
1978	Randy Ingram, Appalachian State (3B), 1st
1978	Ron Brower, Appalachian State (1B), 2nd
1979	Randy Ingle, Appalachian State (SS), 1st
1980	Willie Carpenter, Western Carolina (OF), 1st
1980	Joey Moffitt, Appalachian State (OF), 2nd
1980	Mike Hobbs, Appalachian State (OF), 3rd
1981	Tom Sams, Appalachian State (2B), 2nd
1981	Robbie Peele, Appalachian State (OF), 3rd
1982	Kirk Bailey, Appalachian State (P), 1st
1983	Robbie Peele, Appalachian State (OF), 3rd
1984	Pete Hardee, Appalachian State (P), 1st
1984	Tony Welborn, Appalachian State (OF), 3rd
1986	Eddy Hallemann, Furman (OF), 1st
1986	Pat Riley, Western Carolina (C), 2nd
1986	Lenny Stratton, Appalachian State (P), 1st
1987	Clint Fairey, Western Carolina (1B), 1st
1988	Darron Healey, Appalachian State (DH), 1st
1989	Clint Fairey, Western Carolina (1B), 1st
1989	Garrett Hinshaw, Appalachian State (OF), 1st
1990	Grant Brittain, Western Carolina (2B), 1st
1990	Ken Britt, The Citadel (P), 1st
1990	Anthony Jenkins, The Citadel (OF), 1st
1991	Kevin Bellomo, Western Carolina (OF), 1st
1991	Will Ertel, Furman (P), 1st
1991	Phillip Grundy, Western Carolina (3B), 2nd
1991	Matt Raleigh, Western Carolina (SS), 2nd
1992	Joey Cox, Western Carolina (OF), 1st
1992	Todd Greene, Georgia Southern (OF), 1st
1992	Matt Raleigh, Western Carolina (SS), 1st
1992	Dan Kyslinger, Western Carolina (P), 2nd
1992	Gettys Glaze, The Citadel (P), 1st
1993	Phillip Grundy, Western Carolina (3B), 1st
1993	Jason Beverlin, Western Carolina (P), 2nd
1993	Paul Thornton, Georgia Southern (P), 1st
1993	Todd Greene, Georgia Southern (OF), 1st
1994	Jason Beverlin, Western Carolina (P), 1st
1994	Mike Manning, Western Carolina (P), 2nd
1994	Mike Tidick, Western Carolina (OF), 2nd
1994	Matt Wilson, Georgia Southern (2B), 2nd
1995	Jody Henson, Western Carolina (OF), 1st
1995	Steve Wilson, Georgia Southern (C), 1st
1995	Donald Morillo, The Citadel (P), 1st
1995	Britt Reames, The Citadel (P), 1st
1995	Garrick Haltiwanger, The Citadel (OF), 1st
1996	Tod Lee, Georgia Southern (P), 1st
1996	Tommy Peterman, Georgia Southern (1B), 1st
1996	Julio Ayala, Georgia Southern (P), 2nd
1996	Alex Tolbert, Western Carolina (1B), 2nd
1996	Antoine Moran, Georgia Southern (OF), 2nd
1997	Tod Lee, Georgia Southern (P), 1st
1997	Alex Tolbert, Western Carolina (1B), 1st
1997	Ryan Butler, The Citadel (1B), 2nd
1997	Jeremy Bruce, Western Carolina (3B), 2nd
1997	J.P. Burwell, Western Carolina (C), 2nd
1997	Steve Walson, Georgia Southern (DH), 2nd

REGIONAL/NATIONAL AWARDS



1998 Mike DeSimone, Davidson (DH), 2nd
 1999 Jody Pollock, Georgia Southern (2B), 2nd
 2002 Brett Spivey, College of Charleston (OF), 2nd
 2004 Jared Greenwood, Western Carolina (1B), 1st
 2004 Gary Morris, Elon (2B), 2nd
 2005 Chris Campbell, College of Charleston (2B), 1st
 2005 Brett Gardner, College of Charleston (OF), 1st
 2005 James Payne, Georgia Southern (OF), 2nd
 2005 Steven Strausbaugh, Western Carolina (OF), 2nd
 2005 Brett Harker, College of Charleston (RP), 2nd
 2006 Robert Rodebaugh, Elon, 1st
 2006 A.J. Davidiuk, Furman, 1st
 2006 Steven Strausbaugh, Western Carolina, 1st
 2006 Nick Chiggas, College of Charleston, 1st
 2006 Brandon Waring (3B), Wofford, 1st
 2007 Michael Harrington, College of Charleston (OF), 1st
 2007 Nick Chiggas, College of Charleston (P), 1st
 2007 Kenny Smith, Western Carolina (2B), 2nd
 2007 Ben Lasater, College of Charleston (3B), 2nd
 2007 Rob Wilson, Davidson (DH), 2nd
 2008 Jeremie Tice, College of Charleston (3B), 1st
 2008 Chris Shehan, Georgia Southern (OF), 1st
 2008 Ty Wright, Georgia Southern (DH/Utility), 1st
 2008 Cory Harrilchak, Elon (OF), 2nd
 2008 Steven Hensley, Elon (P), 2nd
 2009 Richard Jones, The Citadel (C), 1st
 2009 Joey Bergman, College of Charleston (3B), 1st
 2009 Chase Austin, Elon (SS), 1st
 2009 Pat Irvine, Elon (OF), 1st
 2009 Griffin Benedict, Georgia Southern (C), 2nd
 2009 Brandon Sizemore, College of Charleston (2B), 2nd
 2009 Isaac Harrow, Appalachian State (3B), 2nd
 2009 Brent Greer, Western Carolina (SS), 2nd
 2009 Chris Mederos, Georgia Southern (SP), 2nd
 2009 Zach Quate, Appalachian State (RP), 2nd
 2010 Matt Leeds, College of Charleston (3B), 1st
 2010 Mac Doyle, Wofford (DH), 1st
 2010 Asher Wojciechowski, The Citadel (SP), 1st
 2010 Kyle Blackburn, Georgia Southern (1B), 2nd
 2010 Wes Hobson, Appalachian State (2B), 2nd
 2010 Chris Patterson, Appalachian State (RP), 2nd
 2011 Daniel Aldrich, College of Charleston (OF), 1st
 2011 Victor Roache, Georgia Southern (OF), 1st
 2011 Ross Heffley, Western Carolina (2B), 2nd

2011 Matt Leeds, College of Charleston (3B), 2nd
 2011 Matt Murray, Georgia Southern (RP), 2nd
 2012 Marty Gantt, College of Charleston (OF), 1st
 2012 Daniel Kassouf, Appalachian State (DH), 1st
 2012 Ross Heffley, Western Carolina (2B), 2nd
 2012 Eric Phillips, Georgia Southern (3B), 2nd
 2012 Will Callaway, Appalachian State (SS), 2nd
 2012 Tyler Tewell, Appalachian State (OF), 2nd
 2012 Ryan Arrowood, Appalachian State (SP), 2nd
 2012 Christian Powell, College of Charleston (SP), 2nd
 2013 Ryan Kinsella, Elon (1B), 1st
 2013 Joe Jackson, The Citadel (C), 2nd
 2013 Hector Crespo, Appalachian State (2B), 2nd
 2013 Tyler White, Western Carolina (3B), 2nd
 2013 Aaron Attaway, Western Carolina (SS), 2nd
 2013 Christian Wolfe, UNCG (OF), 2nd
 2014 Forrest Brandt, Davidson (OF), 1st
 2014 Casey Jones, Elon (OF), 1st
 2014 Adam Martin, Western Carolina (C), 1st
 2014 Jacob Hoyle, Western Carolina (1B), 2nd
 2014 Bradley Strong, Western Carolina (2B), 2nd
 2015 Connor Walsh, The Citadel (OF), 2nd
 2016 Ben Spitznagel, UNCG (2B), 1st
 2016 Bryson Bowman, Western Carolina (OF), 1st
 2016 Matt Smith, Western Carolina (1B), 2nd
 2016 L.J. Kalawaia, UNCG (OF), 2nd
 2016 Dillon Stewart, UNCG (DH), 2nd
 2016 Will Gaddis, Furman (SP), 2nd
 2017 Will Gaddis, Furman (P), 1st
 2017 JP Sears, The Citadel (P), 1st

ABCA All-South Region

2012 Josh Martin, Samford (SP), 1st
 2012 Brandon Miller, Samford (OF), 1st
 2013 C.K. Irby, Samford (DH), 1st
 2013 Christiaan Durdaller, Samford (OF), 1st
 2015 Trey York, ETSU (2B), 2nd
 2015 Kyle Lewis, Mercer (OF), 2nd
 2015 Austin Edens, Samford (DH), 2nd
 2016 Hagen Owenby, ETSU (C), 1st
 2016 Trey York, ETSU (2B), 1st
 2016 Kyle Lewis, Mercer (OF), 1st
 2017 Hagen Owenby, ETSU (C), 1st

ABCA All-South Central Region

2016 Heath Quinn, Samford (OF), 1st
 2016 Austin Edens, Samford (DH), 1st

ABCA Atlantic Region Coach of the Year

1987 Jack Leggett, Western Carolina

ABCA Hall of Fame

1966 Jack Coombs, Duke
 1966 Bunn Hearn, North Carolina
 1967 C.R. "Dudy" Noble, Mississippi State
 1971 G.F. "Red" Laird, Virginia Tech
 1971 Malcolm Pitt, Richmond
 1975 Steve Harrick, West Virginia
 1978 Walter Rabb, North Carolina
 1988 Jack Stallings, Georgia Southern
 1996 Chal Port, The Citadel
 2014 Jack Leggett, Western Carolina

NCBWA District IV Player of the Year

2012 Daniel Kassouf, Appalachian State (DH)

Baseball America College Player of the Year

2016 Kyle Lewis, Mercer (OF)

Baseball America All-Americans

1983 Mike Cherry, The Citadel (P), 1st
 1984 Pete Hardee, Appalachian State (P), 3rd
 1988 Darron Healey, Appalachian State (DH), 2nd
 1993 Todd Greene, Georgia Southern (OF), 3rd
 1994 Jason Beverlin, Western Carolina (P), 2nd
 1996 Julio Ayala, Georgia Southern (P), 3rd
 2005 Chris Campbell, College of Charleston (2B), 2nd
 2005 Brett Gardner, College of Charleston (OF), 3rd
 2007 Brandon Waring, Wofford (3B), 2nd
 2008 Chris Shehan, Georgia Southern (OF), 1st
 2010 Asher Wojciechowski, The Citadel (SP), 3rd
 2011 Victor Roache, Georgia Southern (OF), 1st
 2011 Matt Leeds, College of Charleston (3B), 3rd
 2011 Daniel Aldrich, College of Charleston (OF), 3rd
 2012 Brandon Miller, Samford (OF), 2nd
 2013 Ryan Kinsella, Elon (1B), 2nd
 2013 Phillip Ervin, Samford (OF), 2nd
 2013 C.K. Irby, Samford (UT), 3rd
 2016 Kyle Lewis, Mercer (OF), 1st
 2016 Heath Quinn, Samford (OF), 2nd
 2017 JP Sears, The Citadel (SP), 3rd

Baseball America Freshman All-Americans

1994 Tommy Peterman, Georgia Southern (DH), 1st
 1996 David Noyce, Furman (P), 2nd
 1997 Rodney Hancock, The Citadel (UT/P), 2nd
 2000 Ryan Gordon, UNCG (UT), 2nd
 2004 Chris Campbell, College of Charleston (2B), 1st
 2005 Steven Strausbaugh, Western Carolina (OF), 1st
 2009 Ross Heffley, Western Carolina (2B), 2nd
 2011 Daniel Aldrich, College of Charleston (OF), 1st
 2011 Phillip Ervin, Samford (OF), 2nd
 2012 Chase Griffin, Georgia Southern (C), 2nd
 2013 Carl Wise, College of Charleston (1B), 2nd
 2014 Heath Quinn, Samford (OF), 1st
 2015 Austin Edens, Samford (1B), 1st

Collegiate Baseball/Louisville Slugger All-America

1975 Mike Ramsey, Appalachian State (SS), 1st
 1984 Pete Hardee, Appalachian State (P), 3rd
 1992 Matt Raleigh, Western Carolina (SS), 2nd
 1992 Todd Greene, Georgia Southern (OF), 3rd
 1993 Paul Thornton, Georgia Southern (P), 1st
 1993 Todd Greene, Georgia Southern (OF), 2nd
 1994 Jason Beverlin, Western Carolina (P), 3rd
 1995 William Rushing, Georgia Southern (P), 3rd
 1996 Tod Lee, Georgia Southern (P), 2nd
 1996 Tommy Peterman, Georgia Southern (1B), 3rd
 1997 Tod Lee, Georgia Southern (P), 2nd
 1999 Brian Wiley, The Citadel (P), 3rd
 1999 Billy Colome, College of Charleston (2B), 3rd



Samford's C.K. Irby was a Freshman All-American in 2011 and earned All-America honors in 2013.



Mercer outfielder Kyle Lewis had a season for the ages in 2016, earning consensus first-team All-America honors, winning the Golden Spikes Award and being named the national player of the year by Baseball America, the ABCA and the College Home Run Derby.

- 1999 Chris Moore, Western Carolina (SS), 3rd
- 1999 Rodney Hancock, The Citadel (UT), 3rd
- 2000 Matt Easterday, Georgia Southern (2B), 1st
- 2000 Philip Hartig, The Citadel (1B), 2nd
- 2001 Randy Corn, The Citadel (P), 2nd
- 2001 Philip Hartig, The Citadel (1B), 3rd
- 2002 Scooter Michael, UNCG (P), 3rd
- 2002 Lee Curtis, College of Charleston (3B), 2nd
- 2002 Randy Corn, The Citadel (P), 3rd
- 2003 Ryan Gordon, UNCG (DH), 1st
- 2003 Lee Curtis, College of Charleston (2B), 2nd
- 2003 Tom Mastny, Furman (P), 3rd
- 2004 Caleb Moore, ETSU (C), 2nd
- 2004 Ryan Johnson, College of Charleston (RHP), 3rd
- 2004 Chip Cannon, The Citadel (1B), 3rd
- 2005 D.J. Wabick, College of Charleston (C), 3rd
- 2005 Brett Harker, College of Charleston (RP), 3rd
- 2005 Chris Campbell, College of Charleston (2B), 3rd
- 2005 Jay Heafner, Davidson (3B), 3rd
- 2006 Nick Chigges, College of Charleston (SP), 2nd
- 2007 Brandon Waring, Wofford (3B), 1st
- 2007 Kenny Smith, Western Carolina (2B), 2nd
- 2007 Nick Chigges, College of Charleston (SP), 3rd
- 2007 David Rubinstein, Appalachian State (OF), 3rd
- 2008 Jeremie Tice, College of Charleston (3B), 1st
- 2008 Steven Hensley, Elon (P), 3rd
- 2008 Michael Harrington, College of Charleston (1B), 3rd
- 2008 Brandon Sizemore, College of Charleston (2B), 3rd
- 2009 Richard Jones, The Citadel (C), 2nd
- 2009 Joey Bergman, College of Charleston (3B), 3rd
- 2010 Ascher Wojciechowski, The Citadel (SP), 2nd
- 2011 Victor Roache, Georgia Southern (OF), 1st
- 2011 Ross Heffley, Western Carolina (2B), 1st
- 2011 Daniel Aldrich, College of Charleston (OF), 2nd
- 2011 Matt Leeds, College of Charleston (3B), 3rd
- 2012 Brandon Miller, Samford (OF), 2nd
- 2012 Josh Martin, Samford (SP), 3rd
- 2012 Marty Gantt, College of Charleston (OF), 3rd
- 2013 Joe Jackson, The Citadel (C), 3rd
- 2013 Ryan Kinsella, Elon (1B), 3rd
- 2013 Tyler White, Western Carolina (3B), 3rd

- 2013 Christian Wolfe, UNCG (OF), 3rd
- 2014 Casey Jones, Elon (OF), 2nd
- 2014 Bradley Strong, Western Carolina (2B), 3rd
- 2015 Kyle Lewis, Mercer (OF), 2nd
- 2015 Conor Clancey, Wofford (1B), 2nd
- 2015 James Reeves, The Citadel (SP), 3rd
- 2015 Matt Winn, VMI (C), 3rd
- 2016 Trey York, ETSU (2B), 1st
- 2016 Kyle Lewis, Mercer (OF), 1st
- 2016 Hagen Owenby, ETSU (C), 2nd
- 2016 Heath Quinn, Samford (OF), 3rd
- 2017 JP Sears, The Citadel, (LHP), 2nd
- 2017 Bryson Bowman, Western Carolina (OF), 3rd

Collegiate Baseball/Louisville Slugger Freshman Player of The Year

- 2011 Daniel Aldrich, College of Charleston (OF)

Collegiate Baseball/Louisville Slugger Freshman All-America

- 1995 Tod Lee, Georgia Southern (P)
- 1996 David Noyce, Furman (P)
- 1996 Chris Moore, Western Carolina (3B)
- 1996 Steve Walson, Georgia Southern (DH), HM
- 1997 Rodney Hancock, The Citadel (OF)
- 1997 Jody Jenkins, ETSU (C), HM
- 1998 Philip Hartig, The Citadel (1B)
- 1998 Ted Toler, UNCG (P), HM
- 1998 Stephen Crater, Appalachian State (C), HM
- 1999 Brett Lewis, Georgia Southern (P)
- 2000 Ryan Gordon, UNCG (UT)
- 2001 Scooter Michael, UNCG (P), HM
- 2001 Derek Norman, Furman (3B), HM
- 2001 Jasha Balcom, College of Charleston (OF), HM
- 2001 Wes Self, Davidson (P)
- 2002 Matt Lein, Wofford (3B)
- 2002 Brett Anderson, College of Charleston (OF), HM
- 2002 Michael Giroud, ETSU (3B), HM
- 2003 John Carroll, Georgia Southern (P)
- 2003 Chris Mason, UNCG (P)
- 2003 Kelly Sweppenhiser, VMI (3B)

- 2004 Nick Chigges, College of Charleston (RHP)
- 2004 Chris Campbell, College of Charleston (2B)
- 2005 Danny Meszaros, College of Charleston (RP)
- 2005 Steven Strausbaugh, Western Carolina (OF)
- 2006 Steven Hensley, Elon (SP)
- 2006 J.D. Melton, Wofford (RP)
- 2006 Matt Miller, Georgia Southern (OF)
- 2007 Russ Tomlinson, College of Charleston (SP)
- 2007 Richard Jones, The Citadel (C/DH)
- 2007 Michael Gilmartin, Wofford (2B)
- 2008 Thomas Girdwood, Elon (RP)
- 2008 Jake Williams, Wofford (OF)
- 2008 Reese Wade, Furman (OF)
- 2009 David Peterson, College of Charleston (SP)
- 2009 Ross Heffley, Western Carolina (OF)
- 2010 Lex Rutledge, Samford (RP)
- 2010 Will Muzika, Furman (2B)
- 2010 Andrew Barna, Davidson (3B)
- 2011 C.K. Irby, Samford (RP)
- 2011 Sebastian Gomez, Elon (2B)
- 2011 Daniel Aldrich, College of Charleston (OF)
- 2011 Forrest Brandt, Davidson (OF)
- 2011 Phillip Ervin, Samford (OF)
- 2012 Jamie Nunn, Appalachian State (SP)
- 2012 Elliott Warford, Furman (RP)
- 2012 Chase Griffin, Georgia Southern (C)
- 2012 Jacob Hoyle, Western Carolina (DH)
- 2013 Jaylin Davis, Appalachian State (OF)
- 2013 Skylar Hunter, The Citadel (RP)
- 2014 Garrett Chapman, Georgia Southern (3B)
- 2014 Ryan Cleveland, Georgia Southern (1B)
- 2014 T.J. Dixon, Samford (OF)
- 2014 Heath Quinn, Samford (OF)
- 2014 Bryan Sammons, Western Carolina (SP)
- 2015 Hagen Owenby, ETSU (C)
- 2015 Trey Truitt, Mercer (OF)
- 2015 Austin Edens, Samford (DH)
- 2016 Conard Broom, Mercer (RP)
- 2016 Cesar Trejo, UNCG (SS)
- 2016 Jabari Richards, Furman (OF)
- 2016 Andrew Moritz, UNCG (OF)
- 2017 Zach Graveno, Mercer (RP)
- 2017 Caleb Webster, UNCG (3B)
- 2017 Taylor Garriss, Samford (3B)

Collegiate Baseball/Louisville Slugger Player of the Week

- 1996 Tommy Peterman, Georgia Southern (1B), 4/15
- 1997 Gus Quattlebaum, Davidson (OF), 2/17
- 1997 Michael Holder, Georgia Southern (C), 3/3
- 1997 Curt Beerman, The Citadel (OF), 3/25
- 1999 Rodney Hancock, The Citadel (P), 5/17
- 1999 Rodney Hancock, The Citadel (P), 5/24
- 2001 Wes Self, Davidson (P), 2/18
- 2002 T.A. Fulmer, The Citadel (P), 4/2
- 2002 Lee Curtis, College of Charleston (3B), 5/13
- 2005 Chris Mason, UNCG (P), 3/28
- 2006 Blake Murphy, Western Carolina (C), 3/27
- 2006 Jonathan Greene, Western Carolina (3B), 5/22
- 2007 Brandon Waring, Wofford (3B), 2/19
- 2007 Blake Murphy, Western Carolina (C), 5/14
- 2007 Brandon Waring, Wofford (3B), 5/28
- 2008 Chris Shehan, Georgia Southern (OF), 3/17
- 2008 Michael Harrington, College of Charleston (1B), 5/12
- 2008 Jeremie Tice, College of Charleston (3B), 5/19
- 2009 Drew Gadaire, Davidson (OF), 4/15
- 2009 Dallas Tarleton, Elon (C), 4/29
- 2010 Jimmy Reyes, Elon (SP), 3/29
- 2011 Victor Roache, Georgia Southern (OF), 4/4
- 2011 Victor Roache, Georgia Southern (OF), 4/18
- 2012 Chris Beck, Georgia Southern (SP), 4/2
- 2012 Henry Sisson, Davidson (SP), 4/16
- 2012 Saxon Butler, Samford (1B), 4/30
- 2013 Jeremy Null, Western Carolina (SP), 2/18
- 2013 Tyler Griffin, The Citadel (OF), 2/25
- 2013 Brandon Murray, Col. of Charleston (OF), 4/15
- 2013 Jeremy Null, Western Carolina (SP), 4/22

REGIONAL/NATIONAL AWARDS



- 2014 Jeremy Null, Western Carolina (SP), 2/17
- 2015 James Reeves, The Citadel (SP), 2/16
- 2015 Trey York, ETSU (2B), 2/16
- 2015 James Reeves, The Citadel (SP), 4/6
- 2015 Thomas Stallings, VMI (1B), 4/6
- 2015 Austin Edens, Samford (DH), 4/20
- 2015 Kyle Lewis, Mercer (OF), 5/4
- 2015 Connor Walsh, The Citadel (OF), 5/11
- 2016 Heath Quinn, Samford (OF), 2/22
- 2016 JP Sears, The Citadel (LHP), 2/22
- 2016 Peyton Maddox, VMI (C), 3/14
- 2016 JP Sears, The Citadel (LHP), 3/28
- 2016 Andrew Wantz, UNCG (RHP), 4/4
- 2016 Kramer Ferrell, Western Carolina (OF), 4/11
- 2016 L.J. Kalawaia, UNCG (OF), 4/18
- 2016 Alex Lee, Samford (1B), 4/25
- 2016 Hagen Owenby, ETSU (C), 5/2
- 2017 Adam Scott, Wofford (LHP), 3/6
- 2017 JP Sears, The Citadel (LHP), 3/27
- 2017 Josh Winder, VMI (RHP), 4/3
- 2017 Bryan Sammons, Western Carolina (LHP), 4/3
- 2017 Tyler Sharp, VMI (OF), 5/8
- 2017 JP Sears, The Citadel (LHP), 5/8

D1Baseball All-America Team

- 2016 Kyle Lewis, Mercer (OF), 1st
- 2016 Heath Quinn, Samford (OF), 2nd
- 2017 JP Sears, The Citadel (P), 3rd

D1Baseball Freshman All-America Team

- 2015 Austin Edens, Samford (DH), 2nd
- 2016 Cesar Trejo, UNCG (SS), 2nd

Golden Spikes Award


- 2016 Kyle Lewis, Mercer (OF)

National College Baseball Hall of Fame

- 2010 Charles Teague, Wake Forest
- 2011 Dick Groat, Duke

NCBWA All-America Team

- 1993 Todd Greene, Georgia Southern (OF), 1st
- 1994 Jason Beverlin, Western Carolina (P), 2nd
- 1994 Kevin Hallman, Georgia Southern (3B), 3rd
- 1995 William Rushing, Georgia Southern (P), 3rd
- 1995 Steve Wilson, Georgia Southern (C), 3rd
- 1995 Donald Morril, The Citadel (P), HM
- 1995 Chris Pollard, Davidson (P), HM
- 1996 Tommy Peterman, Georgia Southern (1B), 1st
- 1996 Julio Ayala, Georgia Southern (P), 3rd
- 1996 Tod Lee, Georgia Southern (P), HM
- 1996 Steve Wilson, Georgia Southern (C), HM
- 1997 Tod Lee, Georgia Southern (P), 2nd
- 2002 Randy Corn, The Citadel (P), 2nd
- 2002 Lee Curtis, College of Charleston (3B), 3rd
- 2002 Scooter Michael, UNCG (P), 3rd
- 2003 Tom Mastny, Furman (P), 2nd
- 2003 Lee Curtis, College of Charleston (2B), 3rd
- 2004 Byron Barber, College of Charleston (OF), 2nd
- 2004 Caleb Moore, ETSU (C), 3rd
- 2005 Chris Campbell, College of Charleston (2B), 2nd
- 2005 Caleb Moore, ETSU (C), 2nd
- 2006 Nick Chigges, College of Charleston (SP), 2nd
- 2007 Nick Chigges, College of Charleston (SP), 3rd
- 2008 Chris Shehan, Georgia Southern (OF), 1st
- 2008 Jeremie Tice, College of Charleston (3B), 2nd
- 2009 Brandon Sizemore, College of Charleston (2B), 3rd
- 2010 Asher Wojciechowski, The Citadel (SP), 2nd
- 2011 Ross Heffley, Western Carolina (2B), 1st
- 2011 Matt Leeds, College of Charleston (3B), 1st
- 2011 Victor Roache, Georgia Southern (OF), 1st
- 2011 Daniel Aldrich, College of Charleston (OF), 1st
- 2012 Daniel Kassouf, Appalachian State (DH), 1st
- 2012 Brandon Miller, Samford (OF), 2nd
- 2013 Christian Wolfe, UNCG (OF), 2nd
- 2013 Joe Jackson, The Citadel (C), 3rd
- 2013 Ryan Kinsella, Elon (1B), 3rd



Duke's Dick Groat is in the Southern Conference Hall of Fame for both basketball and baseball. Groat helped the Blue Devils to the College World Series in 1952 and was the National League MVP for the Pittsburgh Pirates in 1960. He was inducted into the National College Baseball Hall of Fame in 2011. As a collegiate basketball player, he was a two-time All-American and named the national player of the year by the Helms Foundation in 1952.

- 2013 Tyler White, Western Carolina (3B), 3rd
- 2014 Casey Jones, Elon (OF), 3rd
- 2015 Kyle Lewis, Mercer (OF), 2nd
- 2016 Kyle Lewis, Mercer (OF), 1st
- 2016 Heath Quinn, Samford (OF), 2nd
- 2016 Austin Edens, Samford (DH), 2nd
- 2016 Bryson Bowman, Western Carolina (OF), 3rd
- 2017 Bryson Bowman, Western Carolina (OF), 3rd
- 2017 JP Sears, The Citadel (SP), 3rd

NCBWA Freshman Player of the Year

- 2011 Daniel Aldrich, College of Charleston (OF), 1st

NCBWA Freshman All-America Team

- 2008 Jake Williams, Wofford (OF), 2nd
- 2008 Thomas Girdwood, Elon (RP), 2nd
- 2011 Daniel Aldrich, College of Charleston (OF), 1st
- 2011 Phillip Ervin, Samford (OF), 2nd
- 2012 Chase Griffin, Georgia Southern (C), 1st
- 2013 Carl Wise, College of Charleston (IF), 2nd
- 2014 Heath Quinn, Samford (OF), 1st
- 2014 Garrett Chapman, Georgia Southern (3B), 2nd
- 2015 Austin Edens, Samford (DH), 2nd
- 2017 Caleb Webster, UNCG (3B), 1st

NCBWA National Player of the Week

- 2002 Ryan Schade, Western Carolina (SS), 2/19
- 2002 Matt Hamer, The Citadel (P), 3/12
- 2003 Matt Lauderdale, College of Charleston (C), 4/15
- 2005 Grant Rembert, Elon (OF), 2/8
- 2006 Chris Swauger, The Citadel (OF), 2/21
- 2006 Trey McDaniel, Western Carolina (1B), 3/28
- 2006 Case Cassidy, Furman (1B), 4/25
- 2008 Ty Wright, Georgia Southern (OF), 4/29
- 2008 Jeremie Tice, College of Charleston (3B), 5/20
- 2011 Saxon Butler, Samford (1B), 3/21
- 2011 Victor Roache, Georgia Southern (OF), 4/5
- 2012 Ryan Arrowood, Appalachian State (SP), 2/28
- 2012 Alex Swim, Elon (C), 4/3
- 2012 Henry Sisson, Davidson (SP), 4/17
- 2013 C.K. Irby, Samford (DH), 3/26
- 2014 Jeremy Null, Western Carolina (SP), 2/18

- 2015 James Reeves, The Citadel (SP), 4/7
- 2016 Andrew Wantz, UNCG (P), 4/5

USA Today/Baseball Weekly All-America Team

- 2000 Chris Morris, The Citadel (OF), 1st

CollegeBaseballInsider.com All-America Team

- 2003 Tom Mastny, Furman (P), 1st
- 2003 Lee Curtis, College of Charleston (2B), 2nd
- 2004 Jonathan Ellis (P), Citadel, 2nd
- 2004 Byron Barber, College of Charleston (OF), HM
- 2004 Brett Gardner, College of Charleston (OF), HM
- 2004 Ryan Johnson, College of Charleston (P), HM

USA Today/Baseball Weekly Freshman All-America Team

- 2000 Ryan Gordon, UNCG (UT), 2nd

Sporting News Coach of the Year

- 1990 Chal Port, The Citadel

NCAA All-College World Series (Current schools only)

- 1990 Anthony Jenkins, The Citadel (OF)
- 1990 Jason Rychlik, The Citadel (OF)

NCAA Regional MVP

- 1990 Atlantic Regional
- Anthony Jenkins, The Citadel (OF)
- 2006 Lexington Regional
- Alex Garabedian, College of Charleston (C)

College Home Run Derby Champion

- 2011 Daniel Aldrich, College of Charleston, R-Fr., OF
- 2016 Hagen Owenby, ETSU, So., C

College Home Run Derby Player of the Year

- 2016 Kyle Lewis, Mercer (OF)

.400 CLUB

.477, Randy Ingle (APP), 1979
 .474, Bill White (CIT), 1982
 .462, Darron Healey (APP), 1988
 .455, Caleb Moore (ETSU), 2004
 .452, Joey Bergman (COFC), 2009
 .450, Joey Moffitt (APP), 1978
 .448, George Weicker (DAV), 1975
 .448, Jay Heafner (DAV), 2005
 .447, Brett Gardner (COFC), 2005
 .446, Greg Weddle (VMI), 1986
 .440, Matt Easterday (GSU), 2000
 .438, Chris Shehan (GSU), 2008
 .436, Greg Hill (MAR), 1983
 .435, Kevin Bellomo (WCU), 1991
 .432, Jimmy Powell (FUR), 1941
 .432, Buzzy West (DAV), 1955
 .430, Billy Masse (DAV), 1985
 .430, Eddy Halleman (FUR), 1986
 .429, Gordon Slade (DAV), 1968
 .429, Tim Jones (CIT), 1985
 .428, Chip Cook (MAR), 1985
 .428, Grant Brittain (WCU), 1990
 .427, Randy Ingram (APP), 1978
 .427, Jason Nixon (MAR), 1989
 .426, Paul Popovich (WVU), 1960
 .426, Benny Bienkowski (FUR), 1962
 .426, Scott Waugh (APP), 1990
 .425, Lee Glaze (CIT), 1986
 .425, Clint Fairey (WCU), 1986

.425, Chris Behne (APP), 2000
 .424, Phil Hubbard (VMI), 1982
 .424, Alex Tolbert (WCU), 1996
 .423, Keith Ebersole (WCU), 1977
 .423, Robbie Peele (APP), 1981
 .423, Keith LeClair (WCU), 1988
 .423, Brett Spivey (COFC), 2002
 .422, Sam Pickens (FUR), 1962
 .422, Allen Griffin (DAV), 1982
 .422, Isaac Harrow (APP), 2009
 .421, Christian Wolfe (UNCG), 2013
 .420, Mike Knox (CIT), 1982
 .420, Bill Swails (CIT), 1989
 .420, Brent Greer (WCU), 2009
 .419, Billy Morris (DAV), 1956
 .419, Phil Chewning (FUR), 1960
 .419, Steve Meredith (ETSU), 1988
 .419, Ross Heffley (WCU), 2011
 .418, Tony Martin (ETSU), 1983
 .418, Casey Jones (Elon), 2014
 .417, Richard Wieters (CIT), 1976
 .417, Allen Griffin (DAV), 1981
 .416, Kim Arey (APP), 1981
 .416, Ryan Gordon (UNCG), 2003
 .415, Scott Musgrave (APP), 1996
 .415, D.J. Wabick (COFC), 2005
 .414, Terry Smith (FUR), 1982
 .414, Griffin Benedict (GSU), 2009
 .413, Buster Holland (CIT), 1969

.413, Matt Raleigh (WCU), 1991
 .412, Byron Barber (COFC), 2004
 .410, Alan Lewis (DAV), 1986
 .410, Byron Barber (COFC), 2004
 .410, Cory Harrilchak (Elon), 2008
 .409, Robbie Morrison (MAR), 1986
 .409, Lee Curtis (COFC), 2002
 .407, Freddie Hailey (WCU), 1986
 .407, James Payne (GSU), 2005
 .406, Charles Thomas (WCU), 1999
 .406, Lee Curtis (COFC), 2002
 .405, Greg Johnson (WCU), 1983
 .405, Clint Fairey (WCU), 1987
 .404, Bill Marovic (WVU), 1964
 .404, Wes Hobson (APP), 2010
 .403, Dave Turgeon (DAV), 1987
 .403, Anthony Jenkins (CIT), 1990
 .402, Kip Hagwood (CIT), 1980
 .402, Pat Irvine (Elon), 2009
 .401, Willando Ficklin (GSU), 1992
 .401, Jody Henson (WCU), 1995
 .401, Jeremy Bruce (WCU), 1997
 .401, Brandon Waring (WOF), 2007
 .401, Reese Wade (FUR), 2008
 .400, Tom Sams (APP), 1981
 .400, Mel Kinsey (WCU), 1981
 .400, Greg Dowling (GSU), 2005
 .400, Chance Smith (CIT), 2005
 .400, Andrew Moritz (UNCG), 2016

INDIVIDUAL SEASON BATTING

Games played

70, David Hyatt (WCU), 1985
 67, Will Coker (CIT), 2004
 67, Chris Ard (CIT), 2004
 67, Chip Cannon (CIT), 2004
 66, Jon Aughey (CIT), 2004
 66, Garrick Haltiwanger (CIT), 1994
 66, David Beckley (CIT), 1994
 66, Jermaine Shuler (CIT), 1994
 66, Josh Stackley (CIT), 2004
 65, David Greene (CIT), 2010
 65, Kyle Jordan (CIT), 2010
 65, William Ladd (CIT), 2010
 65, Justin Mackert (CIT), 2010

At-bats

274, Jemel Spearman (GSU), 2002
 274, Josh Stackley (CIT), 2004
 273, Brett Gardner (COFC), 2005
 273, Michael Burruss (GSU), 2011
 272, Mason Davis (CIT), 2013
 272, Chris Walker (GSU), 2002
 271, Alex Swim (Elon), 2013
 270, Cole Rakar (COFC), 2010
 269, Chris Campbell (COFC), 2005
 269, Nick Liles (WCU), 2008

Runs scored

88, Joey Bergman (COFC), 2009
 85, Brett Gardner (COFC), 2005
 84, Oliver Marmol (COFC), 2007
 84, Chris Shehan (GSU), 2008
 83, Eric Johnson (WCU), 1999
 82, Jeremy Bruce (WCU), 1997
 81, Chris Morris (CIT), 2000
 80, Jeremie Tice (COFC), 2008
 79, Chris Walker (GSU), 2002
 79, Cory Harrilchak (Elon), 2009

Hits

122, Brett Gardner (COFC), 2005
 108, D.J. Wabick (COFC), 2005
 107, Matt Easterday (GSU), 2000
 107, Byron Barber (COFC), 2004
 104, Sonny Meade (CIT), 2009
 102, Chris Campbell (COFC), 2005
 102, Chris Campbell (COFC), 2007
 102, Brent Greer (WCU), 2009
 102, Cole Rakar (COFC), 2010
 101, Keith LeClair (WCU), 1988
 101, Kevin Bellomo (WCU), 1991

Doubles

31, Caleb Moore (ETSU), 2004
 30, David Rubinstein (APP), 2007
 27, D.J. Wabick (COFC), 2005
 27, Tyler White (WCU), 2013
 27, Conor Clancey (WOF), 2015
 26, Dustin Langley (GSU), 2000
 26, Rod Goldston (WCU), 2003
 26, Lee Curtis (COFC), 2003
 26, Cole Rakar (COFC), 2010
 26, Saxon Butler (SAM), 2011
 25, Tyson Whitley (GSU), 1995
 25, Alex Tolbert (WCU), 1996
 25, Aaron Haigler (CIT), 1998
 25, Andy Baxter (ETSU), 2001
 25, Joey Bergman (COFC), 2009
 25, Hunter Swilling (SAM), 2016

Triples

11, Lee Curtis (COFC), 2003
 10, Dave Cardwell (ETSU), 1979
 10, Mike Johnson (UTC), 1981
 10, Marcos Velazquez (ETSU), 1982
 10, Chris Swauger (CIT), 2006
 9, Lee Curtis (COFC), 2002
 9, Brett Gardner (COFC), 2004
 8, Don Herman (GWU), 1959
 8, Bryan Snyder (ETSU), 1981
 8, Chris Campbell (COFC), 2007
 8, Chris Dove (Elon), 2007

INDIVIDUAL RECORDS



Home runs

30, Victor Roache (GSU), 2011
27, Brandon Waring (WOF), 2007
26, Tommy Peterman (GSU), 1996
26, Steve Harris (WCU), 1999
26, Michael Harrington (COFC), 2008
25, Clint Fairey (WCU), 1988
25, Matt Raleigh (WCU), 1992
25, Jeremie Tice (COFC), 2008
23, Chase Austin (Elon), 2009
23, Brandon Miller (SAM), 2012

Grand slams

3, John Piepenbrink (MAR), 1990
3, Dominic Franchini (FUR), 2002
3, Todd Buchanan (WCU), 2003
3, A.J. Wirnsberger (GSU), 2008
3, Isaac Harrow (APP), 2009
3, Victor Roache (GSU), 2011
3, Saxon Butler (SAM), 2011
3, Trey Truitt (MER), 2015

Runs batted in

88, Matt Leeds (COFC), 2010
87, Chris Campbell (COFC), 2005
86, Philip Hartig (CIT), 2000
84, Chris Moore (WCU), 1999
84, Scott Henley (GSU), 2001
84, Kenny Smith (WCU), 2007
84, Victor Roache (GSU), 2011
83, Jody Pollock (GSU), 1999
83, Jeremie Tice (COFC), 2008
82, Tommy Peterman (GSU), 1996
82, Chris Campbell (COFC), 2007
82, Michael Harrington (COFC), 2008
82, Brandon Sizemore (COFC), 2008
82, Bennett Davis (ELON), 2008

Total bases

192, Jeremie Tice (COFC), 2008
189, Brandon Waring (WOF), 2007
189, Kenny Smith (WCU), 2007
187, Tommy Peterman (GSU), 1996
187, Matt Easterday (GSU), 2000
187, Chris Shehan (GSU), 2008
179, Keith LeClair (WCU), 1988
179, Victor Roache (GSU), 2011
178, Chase Austin (Elon), 2009
175, Philip Hartig (CIT), 2000
175, Chris Campbell (COFC), 2007

Slugging percentage

.897, Mike Nipper (ETSU), 1983
.865, Greg Weddle (VMI), 1985
.851, Brandon Waring (WOF), 2007
.838, Jeremie Tice (COFC), 2008
.835, Chris Shehan (GSU), 2008
.810, George Weicker (DAV), 1975
.804, Pete Camelo (APP), 1982
.789, Pat Irvine (Elon), 2009
.786, Dave Turgeon (DAV), 1987
.781, Ty Wright (GSU), 2008

On-base percentage (since 2000)

.557, Chris Shehan (GSU), 2008
.551, Joey Bergman (CofC), 2009
.535, Kyle Lewis (MER), 2016
.533, Jay Heafner (DAV), 2005
.533, Pat Irvine (Elon), 2009
.531, Blake Murphy (WCU), 2008
.528, Griffin Benedict (GSU), 2009
.520, Chris McGuinness (CIT), 2009
.518, Brandon Waring (WOF), 2007
.515, Alan Beck (WCU), 2001

Stolen bases

84, Chris Morris (CIT), 2000
52, Chris Morris (CIT), 1999
50, Antoine Moran (GSU), 1996
49, Terrence Smalls (CIT), 1998
48, Chris Walker (GSU), 2002
46, Tim Jones (CIT), 1985
46, Eric Johnson (WCU), 1999
46, Billy Colome (COFC), 1999
43, Shawn Payne (GSU), 2010
41, Chris Walker (GSU), 2001
41, Hunter Burton (FUR), 2014

Strikeouts

76, Drew Ellis (CIT), 2015
74, Justin Hilt (Elon), 2009
73, Andrew Pope (DAV), 2014
73, Tripp Martin (SAM), 2014
73, Michael Diodato (VMI), 2017
70, Chad Hayes (UNCG), 2001
70, Brad Felder (CIT), 2010
69, Hugh Eden (DAV), 2008
69, Peyton Maddox (VMI), 2017
68, Collin Fleischer (VMI), 2017

Walks

71, Chip Cannon (CIT), 2004
66, Kyle Lewis (MER), 2016
65, Chris McGuinness (CIT), 2009
63, Dan McDonnell (CIT), 1992
62, Dan McDonnell (CIT), 1990
62, Chris Moore (WCU), 1998
61, Ricky Orton (UNCG), 2008
61, Rob Kral (CofC), 2011
59, Matt Raleigh (WCU), 1992
59, Sy Jones (GSU), 1995
59, Alex Tolbert (WCU), 1997

Hit by pitch

32, Gary Morris (Elon), 2005
29, Graham Maiden (COFC), 2007
26, Byron Barber (COFC), 2004
26, Chris Barker (UNCG), 2010
25, Cameron Dullnig (WCU), 2010
24, James Payne (GSU), 2003
24, Byron Barber (COFC), 2004
24, Griffin Benedict (GSU), 2009
22, Oliver Marmol (COFC), 2007
22, Jonathan Greene (WCU), 2007
22, Bennett Davis (Elon), 2008
22, Matt Leeds (COFC), 2010
22, Neal Pritchard (Elon), 2010
22, Bo Thompson (CIT), 2014

Sacrifice hits

22, Jackson Ware (MER), 2017
21, Brett Gardner (COFC), 2004
20, Ben Morgan (GSU), 2011
18, Bobby Martin (UNCG), 2011
18, Alec Paradowski (WOF), 2013
17, Brett Gardner (COFC), 2005
17, Charlie Madden (MER), 2016
16, Adam Weaver (Elon), 2007
16, Brad Moss (SAM), 2011
15, Will Coker (CIT), 2004
15, Jess Easterling (COFC), 2004
15, Andrew Greene (FUR), 2005
15, Oliver Marmol (COFC), 2006
15, Eric Brindle (UNCG), 2011
15, Brad Moss (SAM), 2012
15, Hughston Armstrong (CIT), 2014

Sacrifice flies

12, Tim Carrier (UNCG), 2008
11, Chris Campbell (COFC), 2006
11, Collin Woody (UNCG), 2016
10, Kirk Strebin (UNCG), 2003
9, Will Callaway (APP), 2013
9, Tavy Smalls (CIT), 2000
9, Chris Campbell (COFC), 2007
8, Tommy Peterman (GSU), 1996
8, Jess Easterling (COFC), 2004
8, Chris Price (Elon), 2006
8, Ryan Addison (Elon), 2006
8, Gregory Zage (DAV), 2006
8, Jordy Snyder (Elon), 2007
8, Ryan Adams (Elon), 2010
8, Stephen Notaro (WCU), 2011
8, Trevor Edwards (UNCG), 2013
8, Mason Davis (CIT), 2014
8, Bryson Bowman (WCU), 2017

Hitting streaks

29, Billy Colome (COFC), 1999
29, Mason Meredith (SAM), 2009
28, Garrick Haltiwanger (CIT), 1995-96
28, Matt Easterday (GSU), 2000
27, Phil King (FUR), 1964-65
27, Scott Lyman (WCU), 1992-93
27, Chris Ard (CIT), 2003
27, A.J. Davidiuk (FUR), 2004-05
27, Rand Smith (APP), 2009
27, Will Callaway (APP), 2013
27, Bryson Bowman (WCU), 2017

250-HIT CLUB

360, Philip Hartig (CIT), 1998-01
 355, Chris Campbell (COFC), 2004-07
 355, Sonny Meade (CIT), 2006-09
 354, Ross Heffley (WCU), 2009-12
 339, Eric Phillips (GSU), 2009-12
 336, Barrett Shaft (WCU), 2005-08
 326, Scott Henley (GSU), 1998-01
 322, Nick Orvin (CIT), 2009-12
 318, Wes Hobson (APP), 2007-10
 314, Chris Swauger (CIT), 2005-08
 312, Greg Dowling (GSU), 2003-06
 311, Chris Moore (WCU), 1996-99
 310, Bryan Altman (CIT), 2007-10
 302, Matt Raleigh (WCU), 1989-92
 297, Brett Gardner (COFC), 2002-05
 296, Chris Ard (CIT), 2002-05
 296, Alex Swim (Elon), 2010-13
 295, Terrence Smalls (CIT), 1995-98
 291, Bo Betchman (CIT), 1994-97
 289, Phillip Coker (COFC), 2003-06

288, Derek Norman (FUR), 2001-04
 287, Tyler White (WCU), 2010-13
 286, Freddie Hailey (WCU), 1984-87
 285, Alan Beck (WCU), 2000-03
 284, Clint Fairey (WCU), 1986-89
 283, Hector Crespo (APP), 2010-13
 277, A.J. Wirnsberger (GSU), 2007-10
 275, Griffin Benedict (GSU), 2006-09
 272, Tim Frend (DAV), 1999-02
 271, Todd Roper (WCU), 2001-04
 270, Mike Tidick (WCU), 1991-94
 270, Bradley Strong (WCU), 2012-15
 268, Tyler Zupcic (APP), 2010-12, 2014
 266, Jon Aughey (CIT), 2002-05
 265, Mac Doyle (WOF), 2009-12
 264, Skip Nelloms (WCU), 1985-88
 264, Brett Spivey (COFC), 2000-03
 264, A.J. Davidiuk (FUR), 2003-06
 264, Nick Liles (WCU), 2007-09
 264, Aaron Attaway (WCU), 2011-14

264, T.J. Dixon (SAM), 2014-17
 263, Mike Carson (WCU), 1984-87
 262, Martin Barrow (WCU), 1995-98
 262, Ryan Gordon (UNCG), 2000-04
 262, Jordan Simpson (FUR), 2013-16
 261, Rod Goldston (WCU), 2000-03
 260, Shane Kirkley (WOF), 2005-08
 260, Isaac Harrow (APP), 2006-09
 260, Chris Ohmstede (FUR), 2012-15
 259, Cole Rakar (CofC), 2008-11
 258, Chris Catanzaro (VMI), 1998-01
 258, Matt Matulia (CIT), 2003-06
 257, David Beckley (CIT), 1993-96
 257, Josh Stackley (CIT), 2002-05
 257, James Foster (WOF), 2009-12
 256, Will Muzika (FUR), 2010-13
 254, Chris Shehan (GSU), 2006-08
 251, Tyson Whitley (GSU), 1994-97
 250, Jay Heafner (DAV), 2003-06

INDIVIDUAL CAREER BATTING

Games played

242, Matt Raleigh (WCU), 1989-92
 240, Chris Campbell (CofC), 2004-07
 239, Philip Hartig (CIT), 1998-01
 239, Alex Swim (Elon), 2010-13
 238, Terrence Smalls (CIT), 1995-98
 238, Bryan Altman (CIT), 2007-10
 237, Chris Swauger (CIT), 2005-08
 236, David Beckley (CIT), 1993-96
 236, Bo Betchman (CIT), 1994-97
 236, Matt Matulia (CIT), 2003-06
 236, Nick Orvin (CIT), 2009-12

At-bats

1,005, Nick Orvin (CIT), 2009-12
 999, Chris Campbell (CofC), 2004-07
 983, Philip Hartig (CIT), 1998-01
 974, Alex Swim (Elon), 2010-13
 969, Bryan Altman (CIT), 2007-10
 963, Sonny Meade (CIT), 2006-09
 934, Chris Swauger (CIT), 2005-08
 933, Ross Heffley (WCU), 2009-12
 928, Barrett Shaft (WCU), 2005-08
 927, Eric Phillips (GSU), 2009-12

Runs scored


251, Matt Raleigh (WCU), 1989-92
 240, Chris Moore (WCU), 1996-99
 229, Philip Hartig (CIT), 1998-01
 223, Wes Hobson (APP), 2007-10
 222, Terrence Smalls (CIT), 1995-98
 217, Nick Orvin (CIT), 2009-12
 216, Freddie Hailey (WCU), 1984-87
 216, Alan Beck (WCU), 2000-03
 214, Brett Gardner (CofC), 2002-05
 211, Chris Swauger (CIT), 2005-08

Doubles

79, Chris Campbell (CofC), 2004-07
 78, Wes Hobson (APP), 2007-10
 75, Philip Hartig (CIT), 1998-01
 71, Chris Catanzaro (VMI), 1998-01
 71, Chris Swauger (CIT), 2005-08
 70, Rod Goldston (WCU), 2000-03
 70, Sonny Meade (CIT), 2006-09
 68, Chris Moore (WCU), 1996-99
 65, Isaac Harrow (APP), 2006-09
 64, Bryan Altman (CIT), 2007-10
 64, Tyler White (WCU), 2010-13


Triples

20, Lee Curtis (CofC), 2002-03
 19, Tony Martin (ETSU), 1980-83
 18, Corey Overholtzer (UNCG), 2007-10
 18, Bradley Strong (WCU), 2012-15
 17, Konstantine Diamaduros (WOF), 2009-12
 16, Ryan Gordon (UNCG), 2000-04
 16, Brett Gardner (CofC), 2002-05
 16, Chris Swauger (CIT), 2005-08
 15, Martin Barrow (WCU), 1995-98
 15, Mac Doyle (WOF), 2009-12
 15, T.J. Dixon (SAM), 2014-17
 15, Kody Ruedisili (WOF), 2014-17



Western Carolina's Matt Raleigh (34) is the SoCon's career leader in games played (242), home runs (68) and runs scored (251). Raleigh played for the Catamounts from 1989-92.

INDIVIDUAL RECORDS



The Citadel's Philip Hartig (1998-2001) finished his career as the SoCon's all-time hits leader with 360.

Home runs

68, Matt Raleigh (WCU), 1989-92
64, Philip Hartig (CIT), 1998-01
61, Clint Fairey (WCU), 1986-89
51, Mike Nipper (ETSU), 1981-83
51, Tommy Peterman (GSU), 1994-96
51, Alex Tolbert (WCU), 1994-97
50, Chris Moore (WCU), 1996-99
50, Scott Henley (GSU), 1998-01
50, Shane Kirkley (WOF), 2005-08
48, A.J. Wirnsberger (GSU), 2007-10

Grand slams

5, Todd Buchanan (WCU), 2000-03
5, Victor Roache (GSU), 2010-12
4, Greg Dowling (GSU), 2003-06
4, Adam Martin (WCU), 2011-14
3, Billy Masse (DAV), 1985-87
3, John Piepenbrink (MAR), 1987-90
3, Tim Frend (DAV), 1999-02
3, Dominic Franchini (FUR), 2001-04
3, Chip Cannon (CIT), 2001-04
3, Isaac Harrow (APP), 2006-09
3, A.J. Wirnsberger (GSU), 2007-10
3, Saxon Butler (SAM), 2011-12
3, Phillip Ervin (SAM), 2011-13
3, Trey Truitt (MER), 2015-16
3, Dillon Stewart (UNCG), 2014, 16-17

Total bases

655, Philip Hartig (CIT), 1998-01
580, Matt Raleigh (WCU), 1989-92
566, Chris Campbell (CofC), 2004-07
545, Chris Moore (WCU), 1996-99
539, Scott Henley (GSU), 1998-01
532, Ross Heffley (WCU), 2009-12
531, Chris Swauger (CIT), 2005-08
504, Wes Hobson (APP), 2007-10
490, A.J. Wirnsberger (GSU), 2007-10
488, Alan Beck (WCU), 2000-03

Runs batted in

290, Philip Hartig (CIT), 1998-01
290, Chris Campbell (CofC), 2004-07
254, Chris Moore (WCU), 1996-99
239, Matt Raleigh (WCU), 1989-92
236, Scott Henley (GSU), 1998-01
222, Alan Beck (WCU), 2000-03
222, Ross Heffley (WCU), 2009-12
218, A.J. Wirnsberger (GSU), 2007-10
212, Skip Nelloms (WCU), 1985-88
207, Sonny Meade (CIT), 2006-09

Batting average (minimum 250 AB)

.433, Bill White (CIT), 1980-82
.404, Randy Ingle (APP), 1977-79
.404, Lee Curtis (CofC), 2002-03
.403, Keith Ebersole (WCU), 1977-78
.395, Andrew Moritz (UNCG), 2016-17
.390, Robie Peele (APP), 1981-83
.388, Greg Hill (MAR), 1980-83
.388, Clint Fairey (WCU), 1986-89
.388, Joey Bergman (CofC), 2007-10
.383, Billy Masse (DAV), 1985-87
.383, Byron Barber (CofC), 2004-05

Slugging percentage

.742, Lee Curtis (CofC), 2002-03
.726, Todd Greene (GSU), 1992-93
.710, Billy Masse (DAV), 1985-87
.704, Kyle Lewis (MER), 2015-16
.693, Matt Raleigh (WCU), 1989-92
.690, Tony Welborn (APP), 1983-86
.682, Brandon Waring (WOF), 2005-07
.680, Ed Dubiel (APP), 1986-87
.667, Philip Hartig (CIT), 1998-01
.665, Matt Leeds (CofC), 2008, 10-11

Stolen bases

147, Chris Morris (CIT), 1998-00
115, Terrence Smalls (CIT), 1995-98
106, Antoine Moran (GSU), 1994-97
103, David Beckley (CIT), 1993-96
103, Chris Walker (GSU), 1999-02
101, Hector Crespo (APP), 2010-13
100, David Groseclose (VMI), 1992-95
99, Dan McDonnell (CIT), 1989-92
96, Jody Wade (FUR), 1996-99
96, Brett Gardner (CofC), 2002-05

Strikeouts

246, Kyle Jordan (CIT), 2007-10
214, Jason Randall (CIT), 2000-03
208, Andrew Barna (DAV), 2010-13
195, Jon Aughey (CIT), 2002-05
193, David Beckley (CIT), 1993-96
190, Mac Doyle (WOF), 2009-12
186, Brett Anderson (CofC), 2002-05
185, Jeremiah Parvin (DAV), 1998-01
183, Matt Johns (WCU), 2008-11
181, Trey Truitt (MER), 2015-17

Walks

185, Dan McDonnell (CIT), 1989-92
174, Bo Betchman (CIT), 1994-97
156, Chip Cannon (CIT), 2001-04
149, Sy Jones (GSU), 1993-96
147, Alec Paradowski (WOF), 2013-16
144, Chris Moore (WCU), 1996-99
144, Blake Murphy (WCU), 2005-08
142, Alan Beck (WCU), 2000-03
140, Chris Swauger (CIT), 2005-08
138, Brendan Gilligan (GSU), 2000-03

Hit by pitch

62, J.R. Revere (GSU), 1999-02
56, James Payne (GSU), 2002-05
54, Oliver Marmol (CofC), 2005-07
53, Griffin Benedict (GSU), 2006-09
53, Drew DeKerlegand (CIT), 2011-14
52, Neal Pritchard (Elon), 2008-11
51, Daryl Byrd (CIT), 1999-01
51, Brett Anderson (CofC), 2002-05
50, Carlos Love (GSU), 2000-03
49, Keith Munns (WOF), 2005-08

Sacrifice hits

53, Brett Gardner (CofC), 2002-05
50, Brad Moss (SAM), 2009-12
44, Kyle Jordan (CIT), 2007-10
43, Jackson Ware (MER), 2015-17
42, Ben Morgan (GSU), 2011-14
38, Jess Easterling (CofC), 2004-06
38, Andrew Greene (FUR), 2003-06
38, Oliver Marmol (CofC), 2005-07
37, Ben Morgan (GSU), 2011-13
36, Brian Pierce (GSU), 2006-09
36, Charlie Madden (MER), 2015-17

Sacrifice flies

28, Chris Campbell (CofC), 2004-07
22, Sonny Meade (CIT), 2006-09
21, Brandon Burns (GSU), 2001-04
20, Chris Price (Elon), 2004-06
19, Alex Swim (Elon), 2010-13
18, Jacob Hoyle (WCU), 2012-15
17, Isaac Harrow (APP), 2006-09
17, Ray Quinones (UNCG), 2008-11
17, Neal Pritchard (Elon), 2008-11
17, Eric Phillips (GSU), 2009-12
17, Konstantine Diamaduros (WOF), 2009-12
17, Trevor Edwards (UNCG), 2009, 2011-13
17, Will Callaway (APP), 2011-13
17, Jacob Hoyle (WCU), 2012-14
17, Collin Woody (UNCG), 2015-16

INDIVIDUAL SEASON PITCHING

10-WIN CLUB

15, Julio Ayala (GSU), 1996
 12, Mike Cherry (CIT), 1983
 12, Pete Hardee (APP), 1984
 12, Scott Gay (WCU), 1985
 12, Will Ertel (FUR), 1991
 12, Jason Beverlin (WCU), 1993
 12, Matt Baber (ETSU), 1999
 12, David Ray (GSU), 2000
 12, Scooter Michael (UNCG), 2002
 12, Ryan Johnson (COFC), 2004
 12, Jonathan Ellis (CIT), 2004
 12, Asher Wojciechowski (CIT), 2010
 12, Josh Martin (SAM), 2012
 11, Moe Bauer (WF), 1950
 11, Joe Graves (ETSU), 1981
 11, Greg Wilcox (DAV), 1988
 11, Jack Kimel (WCU), 1990
 11, Phillip Grundy (WCU), 1991
 11, Jason Beverlin (WCU), 1994
 11, William Rushing (GSU), 1995
 11, Chris Pollard (DAV), 1995
 11, Mark DiFelice (WCU), 1998
 11, Ron Colvard (CIT), 2000
 11, Ian Ostlund (VMI), 2000
 11, Brett Lewis (GSU), 2002
 11, George Lehr (WOF), 2002
 11, Ryan Johnson (COFC), 2002
 11, Tom Mastny (FUR), 2003
 11, Jarrett Santos (UNCG), 2003
 11, Nick Chigges (COFC), 2006
 11, Nick Chigges (COFC), 2007
 11, Ben Austin (WOF), 2007
 11, Chris Mederos (GSU), 2009
 11, Ryan Arrowood (APP), 2012
 11, Alex Ledford (SAM), 2014
 10, Jim Heise (WVU), 1955
 10, John Katona (FUR), 1971
 10, Doug Pounder (CIT), 1971
 10, Mickey Britt (ECU), 1976
 10, Jerry Reed (WCU), 1977
 10, Jeff Andrews (ETSU), 1981
 10, Scott Gay (WCU), 1984
 10, Keith Smith (WCU), 1986
 10, Ken Britt (CIT), 1990
 10, Jack Kimel (WCU), 1992
 10, Britt Reames (CIT), 1995
 10, Mark DiFelice (WCU), 1997
 10, Rodney Hancock (CIT), 1999
 10, Matt Baber (ETSU), 2000
 10, Derrick Hawk (WCU), 2003
 10, Jeremy Hall (ETSU), 2005
 10, Matt Chastain (Elon), 2006
 10, Patrick Curran (UNCG), 2006
 10, Everett Teaford (GSU), 2006
 10, Garrett Sherrill (APP), 2007
 10, Steven Hensley (Elon), 2008
 10, Jimmy Reyes (Elon), 2010
 10, Matt Pegler (CofC), 2012
 10, Charles Basford (SAM), 2012
 10, Matthew Milburn (WOF), 2015
 10, Will Gaddis (FUR), 2016

100-STRIKEOUT CLUB

172, William Rushing (GSU), 1995
 159, Brian Wiley (CIT), 1998
 159, Brian Rogers (CIT), 1998
 155, Asher Wojciechowski (CIT), 2010
 154, Jason Beverlin (WCU), 1994
 150, Brian Wiley (CIT), 1999
 143, Julio Ayala (GSU), 1996
 142, JP Sears (CIT), 2017
 135, Britt Reames (CIT), 1994
 135, Chris Mason (UNCG), 2005
 132, Mike Cherry (CIT), 1983
 131, Jonathan Ellis (CIT), 2004
 127, Dick Almes (CIT), 1959
 124, Clark Maxwell (WCU), 1995
 123, John Radosevich (WVU), 1964
 123, Britt Reames (CIT), 1995
 123, Rodney Hancock (CIT), 1999
 122, Brett Lewis (GSU), 1999
 122, Brett Lewis (GSU), 2002
 122, Everett Teaford (GSU), 2006
 120, John Radosevich (WVU), 1965
 120, Justin Hess (GSU), 2013
 119, Paul Chuma (WVU), 1959
 118, Scott Gay (WCU), 1985
 118, Dennis Dove (GSU), 2003
 118, Everett Teaford (GSU), 2005
 115, David Ray (GSU), 2000
 115, Chris Beck (GSU), 2012
 115, James Reeves (CIT), 2015
 114, Luke Leftwich (WOF), 2015
 113, Smitty Holland (CIT), 1966
 113, William Rushing (GSU), 1994
 113, Ryan Gordon (UNCG), 2000
 113, Everett Teaford (GSU), 2004
 113, Chris Mederos (GSU), 2009
 112, Nick Chigges (COFC), 2007
 112, Josh Winder (VMI), 2017
 111, Jim Heise (WVU), 1955
 111, David Ray (GSU), 2000
 110, Hank Bunnell (GWU), 1970
 110, Mark DiFelice (WCU), 1998
 109, John Katona (FUR), 1971
 109, Jeff Keppen (GSU), 1997
 109, Chris Beck (GSU), 2011
 109, Jeremy Null (WCU), 2013
 108, Bryan Sammons (WCU), 2017
 108, Adam Scott (WOF), 2017
 107, Reid Casey (ETSU), 2001
 107, Steven Hensley (Elon), 2007
 107, Brandon Yarusi (WOF), 2012
 107, Jimmy Nessel (ETSU), 2015
 106, Percy Sensabaugh (VMI), 1964
 106, Tim Barr (DAV), 1977
 106, Mike Cherry (CIT), 1982
 106, Jason Beverlin (WCU), 1993
 106, Jarrett Santos (UNCG), 2003
 106, Tom Mastny (FUR), 2003
 105, Jerry Meadows (WVU), 1967
 105, Hal Baird (ECU), 1971
 104, Gettys Glaze (CIT), 1992
 104, Ryan Cummings (GSU), 1997
 104, Matt Baber (ETSU), 2000
 103, Tom Mastny (FUR), 2003
 103, John Carroll (GSU), 2003
 103, Matthew Milburn (WOF), 2016
 102, Clark Maxwell (WCU), 1997
 102, Jared Burton (WCU), 2002
 102, Jesse Morris (WOF), 2013
 101, Clark Maxwell (WCU), 1996
 101, Taft Cable (UNCG), 2000
 101, Graham Godfrey (COFC), 2006
 101, Jimmy Reyes (Elon), 2009
 100, Matt Spade (MAR), 1994
 100, Nick Chigges (COFC), 2006
 100, Brendan Nail (WCU), 2017
 101, Graham Godfrey (COFC), 2006
 101, Jimmy Reyes (Elon), 2009
 100, Matt Spade (MAR), 1994
 100, Nick Chigges (COFC), 2006
 100, Brendan Nail (WCU), 2017

Innings pitched

160.0, William Rushing (GSU), 1995
 152.0, Julio Ayala (GSU), 1996
 136.1, Jonathan Ellis (CIT), 2004
 133.2, Matt Baber (ETSU), 2000
 132.1, Will Ertel (FUR), 1991
 126.1, Brett Lewis (GSU), 2002
 125.2, Asher Wojciechowski (CIT), 2010
 125.0, Ryan Basner (WCU), 2003
 124.1, Jason Beverlin (WCU), 1994
 124.0, Tom Mastny (FUR), 2003

Appearances

48, Zach Sherrill (CIT), 2013
 47, Jason Richman (GSU), 2014
 42, Todd Lee (GSU), 1997
 41, Jarrett Santos (UNCG), 2003
 41, Zach Lavery (CIT), 2015
 41, Conard Broom (MER), 2016
 40, Mike Manning (WCU), 1994
 40, Ted Toler (UNCG), 2001
 40, David Rivera (CIT), 2013
 40, Matt McCall (GSU), 2014

Starts

22, Julio Ayala (GSU), 1996
 20, William Rushing (GSU), 1995
 19, Matt Baber (ETSU), 2000
 19, Austin Redwine (WOF), 2007
 19, Chris Beck (GSU), 2011
 18, Clint Sauls (GSU), 1998
 18, Everett Hancock (UNCG), 2000
 18, Corey Ethridge (FUR), 2000
 18, Brett Lewis (GSU), 2000
 18, Everett Hancock (UNCG), 2001
 18, Tom Mastny (FUR), 2002
 18, Ryan Basner (WCU), 2003
 18, Jonathan Ellis (CIT), 2004
 18, Jeremy Hall (ETSU), 2005
 18, Austin Redwine (WOF), 2006
 18, Ben Austin (WOF), 2007
 18, Bryan Sammons (WCU), 2016

INDIVIDUAL RECORDS



Losses

12, Ben Hager (APP), 2000
 11, Danny Clark (ETSU), 1990
 11, Duke Acors (VMI), 2002
 11, Nick Peterson (APP), 2003
 10, Richard Godsey (FUR), 1966
 10, Chris Johnson (ETSU), 1985
 10, Heath Doyle (ETSU), 1998
 10, Kyle Hadden (WOF), 2000
 10, George Lehr (WOF), 2000
 10, Phil Hendrix (VMI), 2002
 10, Kyle Shiplett (APP), 2002
 10, Jarrod Rampey (WOF), 2003
 10, Jonathan Reeder (APP), 2005
 10, Rob Wilson (DAV), 2007
 10, Warren Slack (UNCG), 2010

Earned run average (min. 30 IP)

0.45, Denny Taylor (WVU), 1968
 0.56, Ron Hastings (ECU), 1970
 0.60, Mike Sullivan (MAR), 1980
 0.65, Vaughn Kovach (WVU), 1966
 0.67, Percy Sensabaugh (VMI), 1964
 0.69, Roger Hatcher (UR), 1973
 0.83, Terry Deavers (FUR), 1969
 0.85, Marshall Dellinger (ECU), 1967
 0.85, Dan Kyslinger (WCU), 1992
 0.87, Richardson (W&M), 1971

Complete games

11, Howard Bryan (DAV), 1966
 11, Rick Pipan (DAV), 1971
 11, Will Ertel (FUR), 1991
 11, Chris Pollard (DAV), 1995
 11, Matt Baber (ETSU), 1999
 10, Blair Thomas (VMI), 1951
 10, John Katona (FUR), 1970
 10, John Katona (FUR), 1971
 10, Joel Tew (DAV), 1975
 10, Tim Barr (DAV), 1977
 10, Jonathan Coulombe (DAV), 1997

Walks

81, Kyle Hadden (WOF), 2000
 71, Brian Chapman (APP), 2002
 69, Ray Yeoman (CIT), 1972
 69, Kirk Burnett (FUR), 1985
 66, William Rushing (GSU), 1995
 65, Scott Weaver (DAV), 1985
 65, Jamie Furr (CIT), 1988
 65, George Lehr (WOF), 2000
 64, Tim Purcell (DAV), 1978
 64, Travis Trammell (WOF), 2000

Shutouts

9, Donald Marillo (CIT), 1992-95
 5, Gettys Glaze (CIT), 1992
 4, Frank Griffith (UR), 1962
 4, Dick Balderson (UR), 1967
 4, Jim Raynor (ECU), 1967
 4, Ron Hastings (ECU), 1969
 4, Mike Pendleton (CIT), 1978
 4, Frank Galloway (CIT), 1979
 4, Jeff Andrews (ETSU), 1980
 4, Jeff Montgomery (MAR), 1981

Saves

17, Paul Thornton (GSU), 1993
 17, Thomas Girdwood (Elon), 2009
 16, Nathan Hyatt (APP), 2012
 15, Brett Harker (COFC), 2005
 15, Josh McLaughlin (COFC), 2006
 15, Link Saunders (CIT), 2006
 15, Andrew Jones (SAM), 2011
 15, Skylar Hunter (CIT), 2014
 15, Will Stillman (WOF), 2015
 14, Mike Manning (WCU), 1994
 14, Preston Hatcher (WCU), 2013
 14, Andres Gracia (SAM), 2014

Strikeouts per 9 innings

15.0, John Radosevich (WVU), 1963
 14.9, Tod Lee (GSU), 1996
 14.7, Paul Chuma (WVU), 1959
 14.2, Percy Sensabaugh (VMI), 1964
 14.1, Smitty Holland (CIT), 1966
 14.1, Buster Holland (CIT), 1966
 14.1, Brian Wiley (CIT), 1998
 14.0, John Radosevich (WVU), 1965
 13.8, Tod Lee (GSU), 1995
 13.8, Tod Lee (GSU), 1997

Hit batters

27, Scott Musgrave (APP), 1995
 27, Travis Trammell (WOF), 2000
 23, George Lehr (WOF), 2000
 22, David Peterson (COFC), 2010
 20, Jamie McDonald (DAV), 2000
 19, Austin Redwine (WOF), 2007
 19, Mike Tavernier (WCU), 2009
 19, David Peterson (CofC), 2011
 17, Corey Ethridge (FUR), 2000
 17, Thomas Middour (DAV), 2009
 17, Josh Renfro (CofC), 2012
 17, Max Povse (UNCG), 2013
 17, Tyler Moore (APP), 2014

Opposing batting average (since 2000)

.157, Randy Corn (CIT), 2002
 .178, Tom Mastny (FUR), 2003
 .195, Robert Broom (MER), 2017
 .198, Scott Tolbert (GSU), 2003
 .199, Andrew Wantz (UNCG), 2016
 .203, Danny Mooney (DAV), 2014
 .204, JP Sears (CIT), 2017
 .205, Nick Chigges (CofC), 2006
 .207, Matt Murray (GSU), 2011
 .209, Randy Corn (CIT), 2001
 .209, Josh Wirsu (GSU), 2014

INDIVIDUAL GAME PITCHING

Strikeouts

22 John Radosevich (WVU)
 vs. Waynesburg, 4/16/64
 20 Hal Baird (ECU)
 vs. George Washington, 1970
 20 Rodney Hancock (CIT)
 vs. Furman, 5/19/99
 20 JP Sears (CIT)
 vs. VMI, 3/24/17
 19 Mike Cherry (CIT)
 vs. Augusta, 3/12/83
 19 JP Sears (CIT)
 at VMI, 3/25/16




Photo courtesy WVU Athletic Communications
 West Virginia's John Radosevich struck out 22 batters against Waynesburg, a single-game league record that has stood since April 16, 1964.



Georgia Southern's William Rushing struck out a conference-record 172 batters in 1995.

INDIVIDUAL CAREER PITCHING

Wins

36, Brett Lewis (GSU), 1999-02
34, Mark DiFelice (WCU), 1995-98
33, Jack Kimel (WCU), 1989-92
32, Scooter Michael (UNCG), 2001-04
31, Nick Chigges (CofC), 2004-07
30, Mike Montei (CIT), 1984-87
30, Clark Maxwell (WCU), 1994-97
29, John Katona (FUR), 1969-72
29, Mike Pendleton (CIT), 1978-81
28, Tom Mastny (FUR), 2000-03
28, Ryan Arrowood (APP), 2009-12

Appearances

140, Zach Sherrill (CIT), 2012-15
136, Mike Frongello (DAV), 2008-11
135, Raymond Copenhaver (CIT), 2007-10
130, Ted Toler (UNCG), 1998-01
121, Ryan Foster (WCU), 2000-03
118, Rob Purvis (FUR), 1999-02
115, Ross White (CIT), 2012-15
112, Tom Martin (CIT), 1995-98
112, George Lehr (WOF), 1999-02
110, Elliott Warford (FUR), 2012-15

Starts

71, Brett Lewis (GSU), 1999-02
60, Reid Casey (ETSU), 1999-02
59, Wes Wrenn (CIT), 2006-09
59, Jordan Smith (WCU), 2011-14
58, Corey Etheridge (FUR), 1999-02
58, Tom Mastny (FUR), 2000-03
57, Austin Redwine (WOF), 2004-07
57, Bryan Sammons (WCU), 2014-17
56, Scooter Michael (UNCG), 2001-04
56, Matt Andress (APP), 2007-10
56, Matt Crim (CIT), 2006-09

Innings pitched

480.2, Brett Lewis (GSU), 1999-02
410.2, Reid Casey (ETSU), 1999-02
405.0, Tom Mastny (FUR), 2000-03
391.1, Clint Sauls (GSU), 1995-98
391.0, Wes Wrenn (CIT), 2006-09
374.2, Jordan Smith (WCU), 2011-14
368.1, Scooter Michael (UNCG), 2001-04
363.2, Clark Maxwell (WCU), 1994-97
356.2, George Lehr (WOF), 1999-02
354.2, Austin Redwine (WOF), 2004-07

Losses

29, Reid Casey (ETSU), 1999-02
27, Danny Clark (ETSU), 1989-92
27, Wes Self (DAV), 1998-01
26, Kirk Burnett (FUR), 1984-87
26, George Lehr (WOF), 1999-02
25, Jonathan Coulombe (DAV), 1994-97
25, Jamie McDonald (DAV), 1997-00
25, Corey Etheridge (FUR), 1999-02
24, Charles Braswell, 1991-94
24, Scott Clark (APP), 2003-05
24, Austin Redwine (WOF), 2004-07
24, Rob Wilson (DAV), 2004-07

Earned run average (min. 100 IP)

1.33, Dennis Burke (ECU), 1966-68
1.37, Ray Yeoman (CIT), 1971-72
1.58, Dick Balderson (UR), 1966-68
1.58, Josh McLaughlin (CofC), 2005-06
1.65, John Katona (FUR), 1969-72
1.69, Tom Shafer (WVU), 1960-62
1.70, Ron Hastings (ECU), 1968-71
1.72, Steve Arrington (CIT), 1970-73
1.73, Jerry Meadows (WVU), 1965-67
1.77, Randy Corn (CIT), 1999-02

Complete games

30, John Katona (FUR), 1969-72
27, Dick Balderson (UR), 1966-68
24, Mark Airaghi (VMI), 1980-83
23, Jeff Barkley (CIT), 1979-82
22, Mike Pendleton (CIT), 1978-81
21, John Radosevich (WVU), 1963-65
21, Kirk Burnett (FUR), 1984-87
20, Doug Pounder (CIT), 1968-71
20, Jeff Andrews (ETSU), 1979-81
20, Steve Condon (DAV), 1984-87
20, Matt Baber (ETSU), 1999-00

Strikeouts

431, Brian Wiley (CIT), 1996-99
429, Brett Lewis (GSU), 1999-02
374, Clark Maxwell (WCU), 1994-97
353, Everett Teaford (GSU), 2004-06
339, John Radosevich (WVU), 1963-65
332, Nick Chigges (CofC), 2004-07
325, Bryan Sammons (WCU), 2014-17
323, Reid Casey (ETSU), 1999-02
322, Brian Rogers (CIT), 1996-98
317, JP Sears (CIT), 2015-17

Strikeouts per 9 innings

14.2, Tod Lee (GSU), 1995-97
14.1, John Radosevich (WVU), 1963-65
12.98, Will Stillman (WOF), 2013-16
12.6, Randy Corn (CIT), 1999-02
12.08, Lex Rutledge (SAM), 2010-12
11.33, Robert Broom (MER), 2016-17
11.28, JP Sears (CIT), 2015-17
10.89, Colton Davis (WCU), 2013-16
10.83, Drew Mahaffey (CIT), 2008-11
10.8, Tom Harrison (FUR), 1968-71

Walks

194, Brian Wiley (CIT), 1996-99
194, Reid Casey (ETSU), 1999-02
192, Bryan Sammons (WCU), 2014-17
174, Brett Lewis (GSU), 1999-02
172, George Lehr (WOF), 1999-02
166, Kevin Simmons (APP), 1983-86
164, Kirk Burnett (FUR), 1984-87
163, Scott Weaver (DAV), 1983-86
163, Jamie Furr (CIT), 1986-89
155, Corey Etheridge (FUR), 1999-02

Shutouts

9, Ron Hastings (ECU), 1968-71
9, Donald Morillo (CIT), 1992-95
7, Dick Balderson (UR), 1966-68
7, John Katona (FUR), 1969-72
7, Mike Pendleton (CIT), 1978-81
7, Jeff Andrews (ETSU), 1979-81
6, Dennis Burke (ECU), 1966-68
6, Doug Pounder (CIT), 1968-71
6, David Farmer (APP), 1976-78
6, Frank Galloway (CIT), 1976-79
6, Steve Basch (CIT), 1990-93
6, Scooter Michael (UNCG), 2001-04



The Citadel's Skylar Hunter set a league record with 41 saves in his three-year career (2013-15).

Saves

41, Skylar Hunter (CIT), 2013-15
37, Thomas Girdwood (Elon), 2008-11
29, Hank Kraft (CIT), 1989-92
29, Tod Lee (GSU), 1995-97
29, Eric Eck (WOF), 2011-14
29, Brett Harker (CofC), 2003-05
28, Will Stillman (WOF), 2013-16
27, Andres Gracia (SAM), 2012-15
26, Donald Morillo (CIT), 1992-95
26, Link Saunders (CIT), 2003, 2005-07
25, Randy Corn (CIT), 1999-02
25, Jay Heafner (DAV), 2003-06
24, Preston Hatcher (WCU), 2010-13
22, Tom Martin (CIT), 1995-98
22, Ryan Foster (WCU), 2000-03
22, Tyler Powell (WCU), 2012-15

Relief appearances

139, Zach Sherrill (CIT), 2012-15
136, Mike Frongello (DAV), 2008-11
135, Raymond Copenhaver (CIT), 2007-10
129, Ted Toler (UNCG), 1998-01
120, Ryan Foster (WCU), 2000-03
118, Rob Purvis (FUR), 1999-02
114, Ross White (CIT), 2012-15
112, Tom Martin (CIT), 1995-98
109, Tod Lee (GSU), 1995-97
107, Jason Cadenhead (GSU), 1999-03

Hit batters

56, George Lehr (WOF), 1999-02
49, Reid Casey (ETSU), 1999-02
49, Tom Mastny (FUR), 2000-03
45, Andy Cater (DAV), 2002-05
43, Austin Redwine (WOF), 2004-07
42, Jamie McDonald (DAV), 1997-00
40, Tate Osterman (WOF), 1999-02
40, Kyle Webb (Elon), 2010-13
39, Corey Etheridge (FUR), 1999-02
39, Chris Pollard (DAV), 1993-96
39, Tom Mastny (FUR), 1999-02

TEAM GAME BATTING

At bats

78, WCU vs. Elon, 5-25-11 (20 inn.)
76, WOF vs. Elon, 5-1-09 (18 inn.)
70, FUR vs. WCU, 5-13-11 (16 inn.)
68, Elon vs. WCU, 5-25-11 (20 inn.)
68, SAM vs. Elon, 3-31-12 (18 inn.)
64, GSU vs. Clemson, 4-21-96 (18 inn.)
64, Elon vs. SAM, 3-31-12 (18 inn.)
63, Elon vs. WOF, 5-1-09 (18 inn.)
62, WCU at FUR, 4-25-09
61, CofC vs. GSU, 4-3-09

Hits

34, CIT vs. Winthrop, 3-14-17
32, CIT vs. DAV, 4-5-82
30, MAR vs. Morehead State, 3-22-90
30, WCU vs. FUR, 1993
30, CofC vs. FUR, 3-30-09
30, WCU vs. Eastern Kentucky, 4-8-09
30, SAM at Alabama A&M, 4-25-17
29, DAV vs. ETSU, 5-12-05
29, APP vs. Elon, 5-1-08
28, CofC vs. George Mason, 2-25-07
28, CofC vs. George Mason, 2-23-08
28, FUR vs. Gardner-Webb, 5-3-17

Hits, inning

14, GSU vs. New Jersey Tech, 2-16-07
12, WCU vs. FUR, 1991
11, ETSU at Eastern Kentucky, 4-20-16
10, WOF vs. IPFW, 2-17-07
10, WCU vs. Hartford, 3-16-08
10, Elon vs. WOF, 5-21-08
10, GSU at Georgia, 2-16-14
10, WCU vs. APP, 5-3-14
10, FUR vs. Michigan State, 3-14-15
10, SAM at ETSU, 4-17-15

Runs

35, MAR vs. Morehead State, 3-22-90
34, GSU vs. New Jersey Tech, 2-16-07
34, CIT vs. Winthrop, 3-14-17
32, WCU vs. Hartford, 3-16-08
31, CofC at DAV, 3-21-08
31, SAM at Alabama A&M, 4-25-17
30, CofC vs. Quinnipiac, 3-10-09
29, WCU vs. MAR, 1992
29, GSU vs. Florida A&M, 3-22-00
29, Elon vs. APP, 5-20-05
29, DAV vs. Mount St. Mary's, 2-28-10

Runs, inning

17, DAV vs. Mount St. Mary's, 2-28-10
16, GSU vs. New Jersey Tech, 2-16-07
15, Elon vs. WOF, 5-21-08
15, WCU vs. Holy Cross (G1), 3-7-15
14, FUR vs. WCU, 3-25-00
14, DAV vs. Mount St. Mary's, 2-17-01
14, WCU vs. Rider (G1), 3-15-14
13, WCU vs. VMI, 1988
13, WCU vs. VMI, 1991
13, CIT vs. WOF, 2-20-96
13, Elon vs. APP, 5-20-05
13, WCU vs. Hartford, 3-16-08
13, CofC vs. FUR, 3-29-09
13, MER vs. Savannah State, 3-31-15
13, ETSU at Eastern Kentucky, 4-20-16
13, UNCG vs. Lafayette, 3-16-17

Doubles

11, APP vs. VMI, 4-14-85
10, CofC vs. ETSU, 4-13-03
10, GSU vs. New Jersey Tech, 2-16-07
10, APP vs. North Carolina A&T, 2-28-07
10, CofC vs. Ball State, 3-9-11
10, WCU vs. Appalachian State, 5-3-14
10, WCU vs. Marshall, 2-25-17
9, ETSU vs. APP, 4-3-99
9, VMI vs. ETSU, 5-5-01
9, ETSU vs. Central Michigan, 2-28-04
9, GSU vs. APP, 5-7-05
9, WCU vs. Wofford, 5-3-08
9, Elon vs. UNCG, 4-2-10

Triples

6, CIT vs. Hunter, 4-18-75

Home runs

14, GSU vs. Columbia, 3-15-08
10, WCU vs. UNC Asheville, 1986
9, MAR vs. Morehead State, 1990
9, CofC vs. Furman, 3-29-09
9, Elon vs. CofC, 4-11-09
8, APP vs. DAV, 4-20-97
8, Elon vs. High Point, 5-12-09
8, WCU vs. UNCG, 5-14-16
7, WCU vs. WOF, 5-11-07
7, WCU vs. WOF, 5-12-07
7, WCU vs. Hartford, 3-16-08
7, WOF vs. Presbyterian, 4-21-09
7, VMI vs. Maryland Eastern Shore, 3-11-16
7, FUR vs. Gardner-Webb, 5-3-17

Runs batted in

34, MAR vs. Morehead State, 3-22-90
31, GSU vs. New Jersey Tech, 2-16-07
31, CofC at DAV, 3-21-08
31, CIT vs. Winthrop, 3-14-17
30, CofC vs. Quinnipiac, 3-10-09
29, WCU vs. Hartford, 3-16-08
29, SAM at Alabama A&M, 4-25-17
27, GSU vs. APP, 5-7-05
27, CofC vs. George Mason, 2-23-08
27, CofC vs. FUR, 3-29-09

Total bases

65, CofC vs. FUR, 3-29-09
64, GSU vs. Columbia, 3-15-08
57, VMI vs. Maryland Eastern Shore, 3-11-16
52, CofC vs. George Mason, 2-23-08
52, WCU vs. Hartford, 3-16-08
52, Elon vs. CofC, 4-11-09
52, CIT vs. Winthrop, 3-14-17
52, FUR vs. Gardner-Webb, 5-3-17
49, DAV vs. UNC Asheville, 4-21-93
48, CofC at DAV, 3-21-08

Walks

19, DAV vs. Cascade Mills, 3-19-49
19, CIT vs. Butler, 3-15-95
19, CIT vs. ETSU, 3-18-95
18, GSU vs. Coppin State, 2-28-09
18, UNCG vs. Albany, 2-27-10
17, Elon vs. WOF, 5-1-09
17, WOF vs. North Carolina A&T, 3-18-09
17, GSU vs. Charleston Southern, 5-17-11
16, APP vs. Morris Brown, 3-19-78
16, DAV vs. Yale, 3-11-97
16, GSU vs. Georgia State, 4-14-99

Walks, inning

9, CIT vs. Salisbury State, 3-31-87
9, GSU vs. Charleston Southern, 5-17-11

Strikeouts

25, WOF at Elon, 5-1-09
23, UTC vs. Vanderbilt, 4-21-70
21, APP vs. CIT, 4-12-97
21, DAV vs. GSU, 3-2-03
21, VMI vs. CIT, 3-25-16
20, FUR vs. CIT, 5-19-99
20, Elon vs. WCU, 5-25-11
20, VMI vs. CIT, 3-24-17
19, WCU at DAV, 5-14-09
19, CofC vs. GSU, 3-30-12
19, Elon vs. UNCW, 4-25-12
19, CofC vs. Coastal Carolina, 4-10-13
19, Davidson vs. Wofford, 5-23-14

Sacrifice hits

6, CofC vs. GSU, 5-9-04
6, UNCG vs. Penn State, 2-26-12
6, MER vs. Georgia, 2-24-16
5, CIT vs. VMI, 4-28-84
5, ETSU vs. APP, 4-22-00
5, UNCG vs. DAV, 5-24-02
5, CofC vs. ETSU, 4-13-03
5, GSU vs. CIT, 5-5-03
5, CofC vs. Virginia, 2-6-06
5, Elon vs. WOF, 5-3-09
5, GSU vs. Charleston Southern, 5-4-11
5, WOF vs. Marshall, 3-2-13
5, WOF vs. Furman, 4-14-13
5, ETSU vs. Virginia Tech, 4-15-15
5, MER at UNCG, 5-19-16
5, MER at UNCG, 5-20-16
5, MER at Austin Peay, 3-5-17

Sacrifice flies

8, CIT vs. Coppin State, 2-19-05
6, CofC vs. Quinnipiac, 3-10-09
5, ETSU vs. VMI, 5-5-01
5, CIT vs. VMI, 4-28-94
4, GSU vs. WOF, 5-19-06
4, GSU vs. WOF, 5-20-06
4, VMI vs. CIT, 4-28-94
4, CIT vs. DAV, 4-21-07
4, FUR vs. UNCG, 3-21-14
4, WCU vs. Elon, 3-23-14
4, FUR vs. College of Charleston, 4-25-15
4, CIT at ETSU, 5-20-16

Stolen bases

13, UNCG vs. N.C. A&T, 3-31-99
12, WOF vs. Alcorn State, 3-15-14
11, CIT vs. Western Michigan, 2-26-00
11, UNCG vs. North Carolina A&T, 4-12-00
11, FUR vs. Gardner-Webb, 5-2-12
11, WOF vs. Rider, 2-26-16
10, CofC vs. UNC Asheville, 2-19-00
10, CofC vs. Detroit, 3-6-01
10, GSU vs. Buffalo, 3-6-05
10, WCU vs. George Mason, 2-22-15
10, UNCG vs. North Carolina A&T, 3-22-16

TEAM GAME BATTING (CONT.)

Hit by pitch

10, WOF vs. Iona, 2-19-11
9, WCU vs. Hartford, 3-16-08
8, VMI vs. WOF, 4-4-99
8, DAV vs. Albany, 3-8-00
8, CofC vs. Howard, 2-9-02
8, CofC vs. Hofstra, 2-16-04
8, GSU vs. APP, 5-7-05
8, DAV vs. Mount St. Mary's, 2-28-10
8, WOF vs. Davidson, 3-22-14
8, WCU at SAM, 5-10-15

Hit by pitch, inning

6, WCU vs. Rider (G1), 3-15-14
5, DAV vs. Mount St. Mary's, 2-28-10
4, VMI vs. WOF, 4-4-99
4, GSU vs. APP, 5-7-05
4, WOF vs. DAV, 3-22-14
4, WCU vs. Holy Cross (G1), 3-7-15

Hit by pitch, both teams

12, WCU (8) at SAM (4), 5-10-15
11, WOF (10) vs. Iona (1), 2-19-11
10, CofC (3) at FUR (7), 4-11-10
10, WOF (8) vs. DAV (2), 3-22-14
9, VMI (8) vs. WOF (1), 4-4-99
9, WCU vs. DAV, 4-30-00
9, Elon (2) vs. UNC Wilmington (7), 4-19-05
9, WCU (9) vs. Hartford (0), 3-16-08
9, WCU (7) vs. Rider (2), 3-15-14
8, DAV (8) vs. Albany (0), 3-8-00
8, GSU (8) vs. APP (0), 5-7-05
8, CofC (7) vs. SAM (1), 3-12-10
8, WCU (7) vs. CofC (1), 3-26-10

Left on base

23, Elon vs. WOF, 5-1-09
21, CIT vs. Butler, 3-11-06
21, CIT vs. ETSU, 2-10-07
21, CIT vs. Virginia Tech, 2-23-07
21, SAM vs. Elon, 3-31-12
21, VMI at FUR, 5-14-17
20, CIT vs. UNCG, 5-4-01
20, CofC vs. UNCW, 2-22-11
20, WCU vs. Elon, 5-25-11
19, WCU vs. SAM, 4-16-16
19, CIT vs. VMI, 3-25-17

Plate appearances

90, WCU vs. Elon, 5-25-11 (20 inn.)
88, Elon vs. WOF, 5-1-09 (18 inn.)
82, WOF vs. Elon, 5-1-09 (18 inn.)
80, Elon vs. WCU, 5-25-11 (20 inn.)
78, GSU vs. Clemson, 4-21-96 (18 inn.)
78, FUR vs. WCU, 5-13-11 (16 inn.)
78, Elon vs. SAM, 3-31-12 (18 inn.)
76, WCU vs. FUR, 5-13-11 (16 inn.)
75, Elon vs. SAM, 3-31-12 (18 inn.)
73, GSU vs. CofC, 4-3-09 (14 inn.)
73, SAM at Alabama A&M, 4-25-17

TEAM GAME PITCHING

Innings pitched

20.0, Elon vs. WCU, 5-25-11
20.0, WCU vs. Elon, 5-25-11
18.0, GSU vs. Clemson, 4-21-96
18.0, Elon vs. WOF, 5-1-09
18.0, Elon vs. SAM, 3-31-12
18.0, SAM vs. Elon, 3-31-12
17.2, WOF vs. Elon, 5-1-09
17.0, CofC vs. Virginia, 2-26-06
16.0, Elon vs. South Florida, 2-27-11
16.0, FUR vs. WCU, 5-13-11
16.0, WCU vs. FUR, 5-13-11

Hits allowed

33, CIT vs. South Carolina, 4-17-86
30, FUR vs. CofC, 3-29-09
29, Elon vs. APP, 5-1-08
29, DAV vs. Wake Forest, 2-24-00

Strikeouts

25, Elon vs. WOF, 5-1-09
22, WVU vs. Waynesburg, 4-16-64
21, CIT vs. APP, 4-12-97
21, GSU vs. DAV, 3-2-03
21, CIT at VMI, 3-25-16
20, ECU vs. George Washington, 1970
20, GSU vs. Georgia State, 4-30-96
20, CIT vs. FUR, 5-19-99
20, WCU vs. Elon, 5-25-11
20, CIT vs. VMI, 3-24-17

Walks

24, ETSU vs. Tennessee, 2-24-88
18, GSU vs. Clemson, 4-21-96 (18 inn.)
17, WOF at Elon, 5-1-09 (18 inn.)
17, WCU at Clemson, 6-3-16
15, APP at FUR, 3-22-75
15, APP at Georgia Tech, 3-24-78
15, APP at Oklahoma State, 5-23-86
15, APP at Georgia Tech, 3-8-89
15, WCU at Appalachian State, 4-22-15
15, FUR vs. Clemson, 5-12-15
15, UNCG vs. Illinois, 3-11-16

Runs allowed

32, CIT vs. South Carolina, 4-2-92
31, DAV vs. CofC, 3-21-08
30, FUR vs. Ohio, 3-17-79

30, DAV vs. Wake Forest, 2-24-00

Earned runs allowed

30, DAV vs. CofC, 3-21-08
29, DAV vs. Wake Forest, 2-24-00
27, WCU vs. Elon, 5-9-09
26, WOF vs. WCU, 5-11-07
25, CIT vs. South Carolina, 4-2-92
25, DAV at CofC, 5-3-09

Wild pitches

10, FUR vs. Marist, 3-8-15
9, APP vs. Elon, 3-16-07
8, VMI vs. GSU, 4-10-99
8, CofC at WCU, 3-27-10
8, FUR vs. Gardner-Webb, 2-20-13
8, SAM vs. WCU, 5-10-15
8, FUR vs. Michigan State, 2-20-16
8, SAM vs. Auburn, 4-11-17
7, WOF vs. UNCG, 4-11-99
7, WOF vs. Winthrop, 2-10-00
7, WCU vs. Tennessee Tech, 5-3-13
7, FUR at UNCG, 3-22-14
7, WOF at WCU, 4-3-15
7, UNCG vs. Maryland Eastern Shore, 3-5-17

Hit batters

8, WOF vs. VMI, 4-4-99
8, CofC vs. Howard, 2-10-02
8, APP vs. GSU, 5-7-05
8, DAV vs. WOF, 3-22-14
8, SAM vs. WCU, 5-10-15
7, DAV vs. GSU, 3-1-03
7, CofC vs. CIT, 3-29-03
7, DAV vs. WCU, 3-27-04
7, CofC vs. Indiana State, 3-15-08
7, Elon vs. GSU, 5-24-09
7, CofC vs. SAM, 3-12-10
7, WCU vs. CofC, 3-26-10
7, FUR vs. CofC, 4-11-10
7, WOF vs. Marist, 3-9-14

Hit batters, inning

4, DAV vs. CofC, 4-18-04
4, APP vs. GSU, 5-7-05
4, DAV vs. WOF, 3-22-14

TEAM GAME FIELDING

Putouts

60, Elon vs. WCU, 5-25-11 (20 inn.)
60, WCU vs. Elon, 5-25-11 (20 inn.)
54, GSU vs. Clemson, 4-21-96 (18 inn.)
54, Elon vs. WOF, 5-1-09 (18 inn.)
54, Elon vs. SAM, 3-31-12 (18 inn.)
54, SAM vs. Elon, 3-31-12 (18 inn.)
53, WOF vs. Elon, 5-1-09 (18 inn.)
51, CofC vs. Virginia, 2-26-06 (17 inn.)
48, Elon vs. South Florida, 2-27-11 (16 inn.)
48, FUR vs. WCU, 5-13-11 (16 inn.)
48, WCU vs. FUR, 5-13-11 (16 inn.)

Assists

29, ETSU vs. APP, 5-18-00
29, WCU vs. Elon, 5-25-11
28, CIT vs. Old Dominion, 2-22-04
26, DAV vs. Morehead State, 3-21-94
26, CofC vs. Notre Dame, 6-2-06
25, Elon vs. WCU, 5-25-11
24, WOF vs. GSU, 4-17-99
23, DAV vs. Coker, 2-13-93
23, CIT vs. Tennessee Tech, 2-28-09
23, FUR vs. CIT, 5-13-12
23, SAM vs. Elon, 3-31-12
23, SAM at Memphis, 3-9-15

Errors

11, CIT vs. East Carolina, 4-21-73
9, VMI vs. APP, 3-27-99
9, WOF vs. GSU, 4-18-99
9, VMI vs. ETSU, 5-5-01
8, WOF vs. South Carolina, 3-22-00
8, Elon vs. Coastal Carolina, 5-7-09
8, SAM vs. APP, 4-25-10
8, DAV vs. NC State, 3-7-12
7, DAV vs. WOF, 3-10-06
7, CofC vs. Towson, 2-18-07
7, Elon vs. CofC, 5-6-07
7, DAV vs. WOF, 3-28-08
7, WCU vs. ETSU, 3-25-08
7, WCU vs. Eastern Kentucky, 4-8-09
7, CIT vs. FUR, 4-15-11
7, DAV vs. Lehigh, 2-26-11
7, WCU vs. Michigan State, 2-22-13
7, CIT vs. VCU, 3-2-13
7, WOF, vs. USC Upstate, 4-17-13
7, Elon vs. Western Carolina, 3-23-14
7, CIT at Charleston Southern, 4-5-16

Double plays

5, 14 times, most recent: WCU vs. Nebraska, 6-4-16

TEAM SEASON BATTING

Batting average

.355, College of Charleston, 2005
 .353, Appalachian State, 1978
 .351, Western Carolina, 1997
 .350, College of Charleston, 2007
 .346, Appalachian State, 1981
 .346, The Citadel, 1982
 .346, Georgia Southern, 2008
 .345, College of Charleston, 2009
 .345, UNCG, 2016
 .342, ETSU, 1997

At-bats

2,360, Western Carolina, 1985
 2,343, The Citadel, 2004
 2,293, College of Charleston, 2010
 2,292, College of Charleston, 2005
 2,285, Georgia Southern, 2002
 2,265, Western Carolina, 2003
 2,262, Elon, 2013
 2,256, Western Carolina, 1997
 2,253, The Citadel, 2010
 2,246, Western Carolina, 1992

Runs

627, College of Charleston, 2008
 604, Elon, 2009
 595, Georgia Southern, 2008
 576, College of Charleston, 2010
 565, Georgia Southern, 2009
 560, Western Carolina, 1997
 554, College of Charleston, 2009
 553, College of Charleston, 2005
 552, College of Charleston, 2007
 545, Elon, 2008

Hits

814, College of Charleston, 2005
 792, Western Carolina, 1997
 760, College of Charleston, 2004
 760, College of Charleston, 2007
 751, Georgia Southern, 2008
 733, Georgia Southern, 2002
 732, College of Charleston, 2010
 728, Western Carolina, 1985
 728, The Citadel, 2009
 726, UNCG, 2016

Doubles

174, College of Charleston, 2005
 168, Appalachian State, 2007
 161, College of Charleston, 2008
 160, College of Charleston, 2010
 156, College of Charleston, 2009
 155, Georgia Southern, 2000
 154, Georgia Southern, 2008
 151, College of Charleston, 2002
 149, College of Charleston, 2007
 148, Western Carolina, 2003
 148, Western Carolina, 2007

Triples

42, College of Charleston, 2002
 36, ETSU, 1981
 35, ETSU, 1979
 33, ETSU, 1982
 33, UNCG, 2017
 32, UNCG, 2016
 31, The Citadel, 1996
 29, The Citadel, 1981
 29, Appalachian State, 1981
 27, The Citadel, 1982
 27, UNCG, 1999
 27, College of Charleston, 2003

Home runs

138, Elon, 2009
 130, College of Charleston, 2008
 116, Western Carolina, 1988
 114, Georgia Southern, 2008
 110, College of Charleston, 2009
 108, Wofford, 2007
 105, College of Charleston, 2010
 100, Western Carolina, 1997
 93, Mercer, 2016
 92, College of Charleston, 2007

Grand slams

7, Elon, 2009
 7, Mercer, 2015
 6, Georgia Southern, 2008
 6, Appalachian State, 2009
 6, Mercer, 2016
 5, College of Charleston, 2009
 5, College of Charleston, 2010
 5, UNCG, 2016
 4, Davidson 1997
 4, Davidson 1988
 4, Elon, 2006
 4, Georgia Southern, 2009
 4, Western Carolina, 2009
 4, Wofford, 2009
 4, UNCG, 2010
 4, Western Carolina, 2013
 4, Samford, 2016
 4, VMI, 2016

Runs batted in

589, College of Charleston, 2008
 558, Elon, 2009
 543, Georgia Southern 2008
 532, College of Charleston, 2010
 517, College of Charleston, 2009
 513, College of Charleston, 2007
 505, Georgia Southern, 2009
 495, College of Charleston, 2005
 495, Elon, 2008
 491, Western Carolina, 1997

Total bases

1,310, Elon, 2009
 1,304, College of Charleston, 2008
 1,269, Georgia Southern, 2008
 1,237, College of Charleston, 2007
 1,237, College of Charleston, 2010
 1,224, College of Charleston, 2009
 1,196, College of Charleston, 2005
 1,171, Western Carolina, 1988
 1,158, Western Carolina, 2007
 1,131, Wofford, 2007

Slugging percentage

.607, College of Charleston, 2008
 .596, Elon, 2009
 .590, College of Charleston, 2009
 .584, Georgia Southern, 2008
 .570, College of Charleston, 2007
 .559, Davidson, 1987
 .539, College of Charleston, 2010
 .538, UNCG, 2016
 .523, Western Carolina, 1999
 .523, ETSU, 2005

Walks

366, Mercer, 2016
 330, Elon, 2008
 328, College of Charleston, 2008
 326, Georgia Southern, 1997
 326, Elon, 2009

325, Western Carolina, 1985
 314, College of Charleston, 2000
 308, Georgia Southern, 1995
 308, Elon, 2006
 302, Georgia Southern, 2008
 302, Elon, 2010

Strikeouts

608, VMI, 2017
 521, UNCG, 2001
 520, The Citadel, 2016
 516, The Citadel, 2015
 514, Georgia Southern, 2013
 490, Wofford, 2017
 488, College of Charleston, 2012
 484, Wofford, 2016
 485, The Citadel, 2017
 479, College of Charleston, 2010
 479, VMI, 2016

Stolen bases

198, The Citadel, 2000
 163, Wofford, 2013
 155, Elon, 2008
 153, Western Carolina, 1998
 152, UNCG, 1999
 152, Wofford, 2014
 151, Georgia Southern, 2002
 148, The Citadel, 1999
 146, The Citadel, 1982
 146, UNCG, 1998

Hit by pitch

122, College of Charleston, 2004
 108, Elon, 2005
 107, Georgia Southern, 2009
 105, Elon, 2008
 99, College of Charleston, 2005
 98, College of Charleston, 2000
 98, Western Carolina, 2016
 96, College of Charleston, 2007
 94, Georgia Southern, 2003
 93, Elon, 2010
 93, Western Carolina, 2010

Sacrifice hits

95, College of Charleston, 2006
 94, College of Charleston, 2004
 93, Mercer, 2016
 89, College of Charleston, 2005
 89, UNCG, 2011
 81, UNCG, 2012
 79, Mercer, 2015
 77, The Citadel, 2004
 74, Mercer, 2017
 72, College of Charleston, 2

Sacrifice flies

43, College of Charleston, 2009
 40, Elon, 2006
 40, College of Charleston, 2011
 38, UNCG, 2008
 37, Georgia Southern, 2002
 37, Georgia Southern, 2008
 37, Furman, 2014
 37, UNCG, 2016
 36, Elon, 2005
 36, College of Charleston, 2007
 36, College of Charleston, 2010

TEAM SEASON PITCHING

Earned run average

1.46, West Virginia, 1964
1.46, VMI, 1970
1.57, East Carolina, 1970
1.66, The Citadel, 1970
1.74, The Citadel, 1972
1.84, West Virginia, 1966
1.86, East Carolina, 1974
1.91, The Citadel, 1969
1.93, East Carolina, 1967
1.94, William & Mary, 1970

Opponents batting average

.238, College of Charleston, 2006
.241, College of Charleston, 2012
.242, Samford, 2011
.247, VMI, 1995
.249, Samford, 2012
.251, Samford, 2017
.252, The Citadel, 1998
.252, Georgia Southern, 2014
.255, Elon, 2011
.256, UNCG, 2003

Wins

48, College of Charleston, 2005
47, College of Charleston, 2004
46, The Citadel, 1990
46, Georgia Southern, 1996
46, College of Charleston, 2006
45, Western Carolina, 1994
45, Western Carolina, 1998
45, Elon, 2006
44, ETSU, 1981
44, Western Carolina, 1992
44, Elon, 2008
44, College of Charleston, 2010

Losses

43, Appalachian State, 2004
42, Appalachian State, 2005
42, The Citadel, 2016
39, Marshall, 1997
38, Davidson, 1998
38, Appalachian State, 1999
38, Wofford, 2000
38, Western Carolina, 2000
38, Appalachian State, 2000
38, Davidson, 2008
38, Wofford, 2010

Complete games

29, ETSU, 1980
28, Davidson, 1975
28, Appalachian State, 1982
27, ETSU, 1979
27, Marshall, 1981
27, Furman, 1992
26, Western Carolina, 1984
25, Chattanooga, 1981
25, Furman, 1991
23, William & Mary, 1976
23, The Citadel, 1983

Shutouts

11, The Citadel, 1978
9, Richmond, 1972
9, ETSU, 1980
9, Appalachian State, 1983
9, The Citadel, 1992
9, Georgia Southern, 1994
8, The Citadel, 1979
8, The Citadel, 1982
7, The Citadel, 1971
7, East Carolina, 1977
7, Marshall, 1981
7, Appalachian State, 1983
7, The Citadel, 1991
7, Elon, 2011

Innings pitched

600.2, The Citadel, 2004
580.2, The Citadel, 2010
575.1, College of Charleston, 2006
573.1, Elon, 2013
570.1, Samford, 2012
568.0, College of Charleston, 2005
567.2, College of Charleston, 2010
566.2, College of Charleston, 2004
566.1, Western Carolina, 2003
565.0, Western Carolina, 1985
565.0, Georgia Southern, 2014

Walks

365, Western Carolina, 1985
323, Western Carolina, 2015
318, Western Carolina, 2016
313, Wofford, 2000
312, Wofford, 2009
307, UNCG, 2016
305, Appalachian State, 2004
296, Wofford, 2007
295, The Citadel, 1996
295, Western Carolina, 2011

Strikeouts

598, The Citadel, 1998
591, Georgia Southern, 2003
552, Georgia Southern, 2002
543, Georgia Southern, 2001
534, The Citadel, 1999
531, College of Charleston, 2010
522, College of Charleston, 2006
512, Western Carolina, 2016
509, College of Charleston, 2005
509, The Citadel, 2015

Saves

24, Elon, 2009
20, College of Charleston, 2007
20, College of Charleston, 2011
19, Appalachian State, 1981
19, Georgia Southern, 1993
19, College of Charleston, 2004
19, College of Charleston, 2005
19, The Citadel, 2006
19, Elon, 2012
19, UNCG, 2017

Runs allowed

527, Appalachian State, 2005
524, Appalachian State, 1999
522, VMI, 1981
521, Wofford, 2007
514, Wofford, 2010
511, VMI, 1997
509, Davidson, 2007
506, Marshall, 1997
486, Davidson, 1997
484, Davidson, 2008

Highest earned run average

12.02, VMI, 1981
10.97, Marshall, 1997
9.58, Marshall, 1996
9.54, ETSU, 1988
9.36, Appalachian State, 1999
9.11, VMI, 1997
8.90, VMI, 1980
8.85, Wofford, 2003
8.79, Appalachian State, 1998

Hit batters

92, Western Carolina, 2009
85, Davidson, 2007
85, Samford, 2015
82, Davidson, 2008
82, Western Carolina, 2008
82, College of Charleston, 2011
81, Western Carolina, 2000
81, Elon, 2014
80, Wofford, 2007
80, Georgia Southern, 2008
80, Furman, 2010

TEAM SEASON FIELDING

Double plays

68, Georgia Southern, 1992
68, Furman, 2005
66, Elon, 2010
64, Wofford, 2000
64, Wofford, 2007
63, Georgia Southern, 1996
61, College of Charleston, 1999
61, Furman, 2002
61, Elon, 2009
60, The Citadel, 1987
60, The Citadel, 2004
60, Georgia Southern, 2009

Errors

138, Appalachian State, 2005
135, Chattanooga, 1981
130, Western Carolina, 1992
127, The Citadel, 1994
127, Georgia Southern, 1997
125, VMI, 1981
123, Georgia Southern, 1998
122, VMI, 2000
121, Davidson, 1982
121, Western Carolina, 1995

INDIVIDUAL GAME BATTING

Most at-bats: 10, Aaron Attaway (WCU) vs. Elon, 2011; Ross Heffley (WCU) vs. Elon, 2011

Most hits: 6, Tyler White (WCU) vs. Elon, 2011

Most runs: 5, Nathan Dunn (ETSU) vs. VMI, 1992; David Groseclose (VMI) vs. Davidson, 1993; Ronny Marmol (COFC) vs. VMI, 1999; Brandon Waring (WOF) vs. College of Charleston, 2007; Jeremiah Parker (GSU) vs. UNCG, 2008; Shawn Payne (GSU) vs. Western Carolina, 2011; Quinn Bower (Elon) vs. College of Charleston, 2013

Most doubles: 3, Dave Piela (WCU) vs. The Citadel, 1988; Scott McDaniel (APP) vs. Western Carolina, 1995; Phillip Coker (COFC) vs. UNCG, 2004; Brent Stephens (GSU) vs. ETSU, 2005; Chase Austin (Elon) vs. Georgia Southern, 2007

Most triples: 2, Matt Raleigh (WCU) vs. VMI, 1991; Jim Morrill (FUR) vs. The Citadel, 1996

Most home runs: 3, Trey Truitt (MER) vs. The Citadel, 2016

Most total bases: 13, Trey Truitt (MER) vs. The Citadel, 2016

Most runs batted in: 8, Heath Quinn (SAM) vs. Wofford, 2015
6, John Parrott (VMI) vs. Davidson, 1987; Skip Nelloms (WCU) vs. Appalachian State, 1988; Johnny McCraw (APP) vs. Marshall, 1989; Brandon Waring (WOF) vs. College of Charleston, 2007; Greg Feltes (UNCG) vs. Georgia Southern, 2008; Chase Austin (Elon) vs. Western Carolina, 2009; Danny Rodriguez (SAM) vs. Wofford, 2015

Most stolen bases: 4, Josh Edgeworth (COFC) vs. Appalachian State, 2000

Highest batting average: 1.000 (5-for-5), John Connolly (WCU) vs. Davidson, 1994; Cory Harrilchak (Elon) vs. College of Charleston, 2008; Alec Paradowski (WOF) vs. Davidson, 2014

Most walks: 5, Sky Overton (FUR) vs. UNCG, 2016

INDIVIDUAL GAME PITCHING

Most innings pitched: 11.0, Rodney Lemonds (APP) vs. Georgia Southern, 2000

Fewest hits (min. 9 inn.): 2, Billy Baker (CIT) vs. Marshall, 1990; Derek Cockrell (WCU) vs. VMI, 1993

Most strikeouts: 20, Rodney Hancock (CIT) vs. Furman, 1999

Fewest walks (min. 9 inn.): 0, Ken Britt (CIT) vs. Appalachian State, 1991; Phillip Grundy (WCU) vs. The Citadel, 1992; Julio Ayala (GSU) vs. Davidson, 1996; Mark DiFelice (WCU) vs. Furman, 1997; Brett Lewis (GSU) vs. College of Charleston, 2001; Matt Nunley (ETSU) vs. Furman, 2001; Ken Egleton (CIT) vs. Davidson, 2004; David Whitehead (Elon) vs. The Citadel, 2012; C.K. Irby (SAM) vs. Appalachian State, 2013; Adam Scott (WOF) vs. Furman, 2015

Most consecutive scoreless innings: 9, on 14 occasions, most recently, Will Gaddis (FUR) vs. ETSU, 2016

INDIVIDUAL TOURNAMENT BATTING

Most at-bats: 29, Chris Petersen (GSU), 1992; Garrett Brown (WCU), 2016

Most hits: 14, Brandon Waring (WOF), 2007; Sky Overton (FUR), 2017

Most runs: 13, David Beckley (CIT), 1996; Cory Harrilchak (Elon), 2008

Most doubles: 5, Joey Cox (WCU), 1991; Phillip Coker (COFC), 2004

Most triples: 2, Matt Raleigh (WCU), 1991; Matt Wilson (GSU), 1993; Mike Tidick (WCU), 1994; Mark Hamlin (GSU), 1995; Franco Martin (VMI), 1995; Jim Reynolds (MAR), 1995; Mark Hamlin (GSU), 1996; Brian Joyce (DAV), 1997; Josh Edgeworth (COFC), 2000; Chris Behne (APP), 2000; Chad Hall (GSU), 2002; Drew Davis (Elon), 2004; Michael Kohn (COFC), 2007; Zeth Stone (SAM), 2012; Ryan Kinsella (Elon), 2013

Most home runs: 5, Brandon Waring (WOF), 2007

Most total bases: 31, Brandon Waring (WOF), 2007

Most runs batted in: 16, Brandon Waring (WOF), 2007

Highest batting average (Min. 10 AB): .769 (10-for-13), Joe Jackson (CIT), 2013; .714 (10-for-14), A.J. Zickgraf (GSU), 2003; .688 (11-for-16), Craig Caudill (FUR), 2002

Most stolen bases: 6, Josh Edgeworth (COFC), 2000; Chris Morris (CIT), 2000

Most walks: 8, Dan McDonnell (CIT), 1990; Antoine Moran (GSU), 1997; Greg Blake (CofC), 2010; Matt Meeder (MER), 2016; Caleb Robinson (WCU), 2016

INDIVIDUAL TOURNAMENT PITCHING

Most appearances: 6, Jason Richman (GSU), 2014; 5, Doug Udzilla (WCU), 1990; David Noyce (FUR), 1997; Ted Toler (UNCG), 1998; Taft Cable (UNCG), 2001; Justin Smith (CIT), 2007; Raymond Copenhaver (CIT), 2007; Billy Greenfield (FUR), 2017

Most wins: 3, Jason Beverlin (WCU), 1993

Most innings pitched: 18.2, Jim Carragher (GSU), 1992

Lowest earned run average (min. 9 inn.): 0.00, Brian Rogers (CIT), 1998 (13.0 IP); Rodney Lemonds (APP), 2000 (11.0 IP); Justin Hess (GSU), 2013 (11.0 IP); Ryan Basner (WCU), 2003 (10 IP); Andy Rickman (WCU), 1985 (9.1 IP); Jay Reames (CIT), 1996 (9.0 IP); Scooter Michael (UNCG), 2002 (9.0 IP); Ryan Johnson (COFC), 2002 (9.0 IP); Jeff Stovall (FUR), 2002 (9.0 IP); Tom Mastny (FUR), 2003 (9.0 IP); Chris Mason (UNCG), 2003 (9.0 IP); Jimmy Reyes (Elon), 2010 (9.0 IP); Seth Grant (APP), 2011 (9.0 IP); C.K. Irby (SAM), 2013 (9.0 IP); Adam Scott (WOF), 2015 (9.0 IP); Will Gaddis (FUR), 2016 (9.0 IP)

Fewest hits (min. 9 inn.): 3, Dallas Rhinehart (ETSU), 1992 (9.0 IP); Brian Rogers (CIT), 1998 (13.0 IP); Robbie Huffstetler (APP), 2001 (9.0 IP)

Most strikeouts: 22, Chris Beck (GSU), 2011

Fewest walks (min. 9 inn.): 0, Ryan Askew (MER), 2016 (13.0 IP); Brad Josey (WCU), 2004 (10.2 IP); Ken Egleton (CIT), 2004 (9.0 IP); Jeff Stovall (FUR), 2002 (9.0 IP); Ben Hagar (APP), 2001 (9.0 IP); Mark DiFelice (WCU), 1997 (9.0 IP); C.K. Irby (SAM), 2013 (9.0 IP); Adam Scott (WOF), 2015 (9.0 IP); Julio Ayala (GSU), 1996; Phillip Grundy (WCU), 1992; Ken Britt (CIT), 1991

Most consecutive scoreless innings: 13.0, Brian Rogers (CIT), 1998; Wes Wrenn (CIT), 2007

Most saves: 4, Nick Hollstegge (FUR), 2005

TEAM GAME BATTING

Most at-bats: 78, Western Carolina vs. Elon, 2011 (20 inn.)

Most hits: 24, Western Carolina vs. The Citadel, 1988

Most hits by a losing team: 18, VMI vs. The Citadel, 1989

Most runs: 25, Samford vs. Wofford, 2015

Most runs by a losing team: 17, Appalachian State vs. Western Carolina, 1986

Most doubles: 8, Georgia Southern vs. Western Carolina, 2003

Most triples: 3, Western Carolina vs. VMI, 1991; Georgia Southern vs. Davidson, 1993; Davidson vs. The Citadel, 1997

Most home runs: 7, Western Carolina vs. The Citadel, 1988

Most total bases: 54, Western Carolina vs. The Citadel, 1988

Most runs batted in: 25, Samford vs. Wofford, 2015

Highest batting average: .531 (17-for-32), Furman vs. Wofford (7 inn.), 2017
.500 (21-for-42), Georgia Southern vs. UNCG, 2008; (19-for-38), Furman vs. Western Carolina, 2015

Most stolen bases: 7, UNCG vs. Furman, 2002; The Citadel vs. Furman, 2010; Wofford vs. Samford, 2015

Most walks: 13, ETSU vs. Appalachian State, 1986; ETSU vs. Samford, 2017

Most left on base: 20, Western Carolina vs. Elon, 2011 (20 inn.)

TEAM GAME PITCHING

Most innings pitched: 20, Elon vs. Western Carolina, 2011; Western Carolina vs. Elon, 2011

Most strikeouts: 20, The Citadel vs. Furman, 1999; Western Carolina vs. Elon, 2011 (20 inn.)

Most consecutive scoreless innings: 9, on 17 occasions. Most recently by VMI vs. The Citadel, 2017

Fewest hits: 1, The Citadel vs. VMI, 1994; Georgia Southern vs. Furman, 2000

TEAM TOURNAMENT BATTING

Most at-bats: 228, Georgia Southern, 1992

Most hits: 75, Elon, 2013

Most runs: 66, Elon, 2008

Most doubles: 17, Western Carolina, 1991

Most triples: 5, Georgia Southern, 1993; Georgia Southern, 1995

Most home runs: 14, Western Carolina, 1988

Most total bases: 114, Georgia Southern, 1992; Elon, 2008

Most runs batted in: 64, Elon, 2008

Highest batting average: .423 (71-168), Elon, 2008

Most stolen bases: 18, The Citadel, 1996

Most walks: 34, Western Carolina, 2016

TEAM TOURNAMENT PITCHING

Best earned run average: 0.75, The Citadel, 1998 (3 ER/36.0 inn)

Fewest runs allowed: 3, The Citadel, 1998

Most Complete Games: 5, The Citadel, 2004

Most strikeouts: 62, Western Carolina, 2016

Most consecutive scoreless innings: 29.2, Western Carolina, 2003; 29.1, The Citadel, 1998

Most saves: 4, Furman, 2005

Most shutouts pitched: 3, Western Carolina, 2003
2, The Citadel, 1998

TOURNAMENT GAME – TWO TEAMS

Most runs: 35, Western Carolina (18) vs. Appalachian State (17), 1986

Most hits: 39, Elon (21) vs. College of Charleston (18), 2012

Fewest runs: 1, ETSU (1) vs. Appalachian State (0), 1992; Western Carolina (1) vs. Georgia Southern (0), 2003; Elon (1) vs. Samford (0), 2010; Georgia Southern (1) vs. Samford (0), 2011; 1, Wofford (1) vs. Furman (0), 2015

Fewest hits: 7, Western Carolina (5) vs. Georgia Southern (2), 2003; Georgia Southern (4) vs. Samford (3), 2011

Most doubles: 10, Davidson vs. VMI, 1987; Western Carolina vs. The Citadel, 1988; Appalachian State vs. Western Carolina, 1995; Georgia Southern vs. Western Carolina, 2003

Most triples: 3, Western Carolina vs. VMI, 1991; Georgia Southern vs. Davidson, 1993; The Citadel vs. Furman, 1996; Davidson vs. The Citadel, 1997; College of Charleston vs. UNCG, 2000

Most home runs: 9, Appalachian State vs. Davidson, 1987

MISCELLANEOUS GAME

Longest game: 20 innings, Western Carolina vs. Elon, 2011

Most runs scored-one inning: 15, Elon vs. Wofford, 2008

Largest Margin of Victory: 21, Samford (25) vs. Wofford (4), 2015

Largest deficit overcome for victory: 9 runs, Western Carolina vs. Appalachian State, 1993

Largest deficit overcome in 9th inning for victory: 3 runs, Furman vs. Western Carolina, 1991; Furman vs. Georgia Southern, 1998; The Citadel vs. Elon, 2010; Western Carolina vs. Wofford, 2016; ETSU vs. Western Carolina, 2017

Most double plays turned: 5, Appalachian State vs. Western Carolina, 1984; VMI vs. Georgia Southern, 1993; College of Charleston vs. Elon, 2011; UNCG vs. Furman, 2011

Most triple plays: 1, Marshall vs. Furman, 1990; UNCG vs. Georgia Southern, 2007; The Citadel vs. UNCG, 2015

MISCELLANEOUS TOURNAMENT

Most double plays: 10, Appalachian St., 1984; Georgia Southern, 1992

Most triple plays: 1, Marshall, 1990; UNCG, 2007; The Citadel, 2015

Most extra-inning games: 4, 2010

Most mercy-rule games (instituted 2016): 3, 2017

ANNUAL STATISTICAL LEADERS



INDIVIDUAL BATTING

*If year is not listed, no record exists.

BATTING AVERAGE

1957	Jim West, DAV	.459
1958	Jack Henzes, GWU (NCAA)	.417
1959	Marsh, CIT	.405
1960	Henry Mura, CIT	.478
1961	Jerry Buchanan, CIT (NCAA)	.429
1962	Mel Rideout, UR	.458
1963	Bobby Stewart, UR	.421
1964	Bill Marovic, WVU	.404
1965	Pete Britton, UR	.411
1966	Tim Hill, GWU	.470
1967	Richard Narron, ECU	.429
1968	Gordon Slade, DAV	.429
1969	Buster Holland, CIT	.413
1970	Tom Bondurant, UR	.356
1971	Neil Eichelberger, FUR	.389
1972	Reggie Dunnivant, UR; George Weicker, DAV	.337
1973	Rod Brewer, VMI	.408
1974	Steve Becker, W&M	.421
1975	George Weicker, DAV (NCAA)	.448
1976	Richard Wieters, CIT	.417
1977	Keith Ebersole, WCU	.423
1978	Joey Moffitt, APP	.450
1979	Randy Ingle, APP	.477
1980	Greg Hill, MAR	.438
1981	Robbie Peele, APP	.423
1982	Bill White, CIT	.474
1983	Greg Hill, MAR	.436
1984	Tony Welborn, APP	.416
1985	Billy Masse, DAV	.430
1986	Greg Weddle, VMI	.446
1987	Clint Fairey, WCU	.405
1988	Darron Healey, APP	.462
1989	Jason Nixon, MAR	.427
1990	Grant Brittain, WCU	.444
1991	Kevin Bellomo, WCU	.435
1992	Willando Ficklin, GSU	.401
1993	Mike Hooks, ETSU	.398
1994	Matt Wilson, GSU	.376
1995	Jody Henson, WCU	.401
1996	Alex Tolbert, WCU	.424
1997	Jeremy Bruce, WCU	.401
1998	Mike Berrier, APP	.381
1999	Charles Thomas, WCU	.406
2000	Matt Easterday, GSU	.440
2001	Scott Henley, GSU	.398
2002	Brett Spivey, CofC	.423
2003	Ryan Gordon, UNCG	.416
2004	Caleb Moore, ETSU	.455
2005	Jay Heafner, DAV	.448
2006	Jermaine Mitchell, UNCG	.397
2007	Brandon Waring, WOF	.401
2008	Chris Shehan, GSU	.438
2009	Joey Bergman, CofC	.452
2010	Wes Hobson, APP	.404
2011	Ross Heffley, WCU	.419
2012	Eric Phillips, GSU	.391
2013	Christian Wolfe, UNCG	.421
2014	Casey Jones, Elon	.418
2015	Kyle Lewis, MER	.367
2016	Andrew Moritz, UNCG	.400
2017	Andrew Moritz, UNCG	.392

HOME RUNS

1957	Junior Duff, W&M	6
1960	Dick Jones, CIT	7
1962	Brendle, CIT; Tom Shafer, WVU	4
1963	Jim Procopio, WVU; Larry Lawson, VT	5
1964	Dick Snyder, DAV	5
1965	Tom Porter, CIT; Phil King, FUR; Chuck Albertson, W&M	3
1966	Wayne Britton, ECU	4
1967	Andy Hancock, FUR	4
1968	John Medlin, W&M; Jimmy Snyder, ECU	8
1969	Carey Anderson, ECU	4
1970	Jerry Martin, FUR	4
1971	Neil Eichelberger, FUR	8
1972	Don Legee, FUR; Les Keenan, UR	4
1973	Steve Arrington, CIT	6
1974	Ron Staggs, ECU; Steve Anspaugh, APP	7
1975	George Weicker, DAV	10

SOCON TRIPLE CROWN

Only two players have won the SoCon's Triple Crown since the league began keeping complete records in 1960.

Neil Eichelberger, Furman (1971)

.389 avg., 8 HR, 32 RBIs

Notes: Shared league RBI lead

George Weicker, Davidson (1975)

.448 avg., 10 HR, 44 RBIs

Notes: Led NCAA in average on the season; most HR and RBIs in known SoCon history to that point

1976	Randy Howell, FUR	11
1977	Ronnie Brower, APP	12
1978	Ronnie Brower, APP	12
1979	John Baker, UTC	15
1980	Greg Robinette, ETSU	10
1981	Mike Nipper, ETSU	17
1982	Pete Camelo, APP	16
1983	Mike Nipper, ETSU	21
1984	Rock Hurst, FUR	13
1985	Greg Weddle, VMI	16
1986	Andre Crawford, APP	16
1987	Clint Fairey, WCU	19
1988	Clint Fairey, WCU	25
1989	Mark Poarch, WCU; Clint Fairey, WCU	14
1990	Grant Brittain, WCU	20
1991	Matt Raleigh, WCU	19
1992	Matt Raleigh, WCU	25
1993	Todd Greene, GSU	20
1994	Mike Tidick, WCU	15
1995	Alex Tolbert, WCU	20
1996	Tommy Peterman, GSU	26
1997	Alex Tolbert, WCU	19
1998	Philip Hartig, CIT	17
1999	Steve Harris, WCU	26
2000	Scott Henley, GSU	17
2001	Nathan Copeland, ETSU; Donovan Minero, WCU	17
2002	Lee Curtis, CofC; Donovan Minero, WCU	15
2003	Alan Beck, WCU	18
2004	Jared Greenwood, WCU	21
2005	Chris Campbell, CofC; Caleb Moore, ETSU	15
2006	Steven Strausbaugh, WCU	17
2007	Brandon Waring, WOF	27
2008	Michael Harrington, CofC	26
2009	Chase Austin, Elon	23
2010	Matt Leeds, CofC	21
2011	Victor Roache, GSU (NCAA)	30
2012	Brandon Miller, SAM (NCAA)	23
2013	Ryan Kinsella, Elon	21
2014	Jacob Hoyle, WCU; Adam Martin, WCU	14
2015	Kyle Lewis, MER	17
2016	Heath Quinn, SAM	21

2017 Collin Fleischer, VMI; Charlie Madden, MER 17

RUNS BATTED IN

1960	Phil Chewning, FUR	27
1962	Bill Whaley, CIT	27
1963	Jim Procopio, WVU	36
1964	Rick Smyre, DAV	26
1965	Tom Porter, CIT	20
1966	Hinnant, DAV	26
1967	Jim Snyder, ECU	25
1968	John Medlin, W&M	32
1969	Eric Spink, GWU	24
1970	Jerry Martin, FUR	25
1971	Neil Eichelberger, FUR; Mike Aldridge, ECU	32
1972	Jeff Steckroth, W&M	24
1973	Steve Arrington, CIT	28
1974	Steve Anspaugh, APP	31
1975	George Weicker, DAV	44
1976	Randy Ingram, APP	37
1977	Keith Ebersole, WCU (NCAA)	48
1978	Ronnie Brower, APP	53
1979	John Baker, UTC	43
1980	Greg Robinette, ETSU	53
1981	Bryan Snyder, FUR	67
1982	Bill White, CIT	78
1983	Mike Nipper, ETSU	61
1984	Tony Welborn	52
1985	Alan Lewis, DAV	61
1986	Mike Carson, WCU	72
1987	Skip Nelloms, WCU	70
1988	Skip Nelloms, WCU	69
1989	Garrett Hinshaw, APP	53
1990	Anthony Jenkins, CIT	68
1991	Todd Raleigh, WCU	78
1992	Matt Raleigh, WCU	73
1993	Phillip Grundy, WCU; Chris Lemonis, CIT	66
2004	Mike Tidick, WCU	58
1995	Steve Wilson, GSU	61
1996	Tommy Peterman, GSU	82
1997	Steve Walson, GSU	77
1998	Chris Moore, CofC	66
1999	Chris Moore, WCU	84
2000	Philip Hartig, CIT	86
2001	Scott Henley, GSU	84
2002	Matt Herring, GSU	77
2003	Alan Beck, WCU	71
2004	Chip Cannon, CIT; Greg Dowling, GSU	66
2005	Chris Campbell, CofC	87
2006	Steven Strausbaugh, WCU	64
2007	Kenny Smith, WCU	84
2008	Jeremie Tice, CofC	83
2009	Chase Austin, Elon	81
2010	Matt Leeds, CofC	88
2011	Victor Roache, GSU	84
2012	Daniel Kassouf, APP	66
2013	Ryan Kinsella, Elon	78
2014	Adam Martin, WCU	65
2015	Conor Clancey, WOF	66
2016	Heath Quinn, SAM	77
2017	JT Thomas, MER	62



Georgia Southern's Victor Roache set a SoCon record with 30 home runs in 2011.

SLUGGING PERCENTAGE

1957	George Hart, DAV	.578
1958	Dave Kuhn, VT (NCAA)	.657
1959	Don Herman, GWU	.712
1960	Des Gatti, GWU	.736
1964	Tim Hill, GWU	.725
1968	Jimmy Snyder, ECU	.685
1971	Neil Eichelberger, FUR	.713
1975	George Weicker, DAV (NCAA)	.810
1977	Keith Ebersole, WCU, 1977	.721
1981	Mel Kinsey, WCU	.867
1984	Rock Hurst, FUR	.727
1985	Billy Masse, DAV	.741
1987	Dave Turgeon, DAV	.786
1989	Jason Nixon, MAR	.827
1990	Grant Brittain, WCU	.861
1991	Matt Raleigh, WCU	.776
1992	Matt Raleigh, WCU	.773
1993	Tim Kerns, DAV	.763
1996	Tommy Peterman, GSU	.760
1998	Stephen Crater, APP	.737
1999	Chris Moore, WCU	.744
2000	Matt Easterday, GSU	.770
2001	Nathan Copeland, ETSU	.743
2002	Lee Curtis, CofC	.738
2003	Lee Curtis, CofC	.747
2004	Caleb Moore, ETSU	.752
2005	Caleb Moore, ETSU	.705
2006	Steven Stausbaugh, WCU	.675
2007	Brandon Waring, WOF	.851
2008	Jeremie Tice, CofC	.838
2009	Pat Irvine, Elon	.789
2010	Mac Doyle, WOF	.755
2011	Victor Roache, GSU	.778
2012	Brandon Miller, SAM	.650
2013	Julian Ridings, WCU	.663
2014	Casey Jones, Elon	.668
2015	Kyle Lewis, MER	.677
2016	Kyle Lewis, MER	.731
2017	Tyler Tharp, VMI	.647

ON-BASE PERCENTAGE

2000	Matt Easterday, GSU	.514
2001	Alan Beck, WCU	.515
2002	Brett Spivey, CofC	.488
2003	Ryan Gordon, UNCG	.473
2004	Chip Cannon, CIT	.514
2005	Jay Heafner, DAV	.533
2006	Greg Dowling, GSU	.511
2007	Brandon Waring, WOF	.518
2008	Chris Shehan, GSU	.557
2009	Joey Bergman, CofC	.551
2010	Rob Kral, CofC	.482
2011	Ross Heffley, WCU	.483
2012	Marty Gantt, CofC	.483
2013	Joe Jackson, CIT	.495
2014	Casey Jones, Elon	.502
2015	Matt Meeder, MER	.464
2016	Kyle Lewis, MER	.535
2017	Bryson Bowman, WCU	.470

DOUBLES

1960	Shelly Sutton, FUR	11
1962	Sam Pickens, FUR; Joe Hatalla, WVU	8
1963	Steve Berzansky, WVU	11
1964	Bill Marovic, WCU	10
1965	Dick Snyder, DAV; Robin Porter, VMI	7
1966	Fred Rodriguez, ECU	8
1967	Chuck Albertson, W&M; Jim Rama, W&M	7
1968	Gary Laney, FUR	9
1969	Carey Anderson, ECU; Eric Spink, GWU	8
1970	Neil Eichelberger, FUR	10
1971	Mike Aldridge, ECU	10
1972	George Weicker, DAV	9
1973	Mike Kaufman, FUR; Mark Bond, FUR	7
1974	Steve Anspaugh, APP	9
1975	Paul Martin, CIT (NCAA)	13
1976	Ed Willingham, DAV	11
1977	Sonny Wooten, ECU	14
1978	Fred Brown, WCU	14
1979	Gary Robinette, ETSU	12
1980	Willie Carpenter, WCU	18
1981	Mark Velazquez, ETSU	16
1982	Todd Sager, MAR	16
1983	Ron Vincent, APP	16
1985	Mike Carson, WCU	20
1986	Alan Lewis, DAV	17

1987	Freddie Hailey, WCU	21
1988	Roy Vilardi, DAV	19
1989	Steve Hollins, APP	18
1990	Rodney Tesh, WCU	20
1991	Mark Page, ETSU; Joey Cox, WCU	18
1992	Joey Cox, WCU	21
1993	Chris Lemonis, CIT; Mike Tidick, WCU	19
1994	Brett Boretti, DAV; Roy Hurst, WCU	20
1995	Tyson Whitley, GSU	25
1996	Alex Tolbert, WCU	25
1997	Ryan Butler, CIT	22
1998	Aaron Haigler, CIT	25
1999	Jody Pollock, GSU; Dustin Langley, GSU; Philip Hartig, CIT; Stewart Sloan, DAV	20
2000	Dustin Langley, GSU	26
2001	Andy Baxter, ETSU	25
2002	Jason Sarvis, UNCG	24
2003	Rod Goldston, WCU; Lee Curtis, CofC	26
2004	Caleb Moore, ETSU	31
2005	D.J. Wabick, CofC	27
2006	Case Cassidy, FUR	23
2007	David Rubinstein, APP	30
2008	Brandon Sizemore, CofC	24
2009	Joey Bergman, CofC	25
2010	Cole Rakar, CofC	26
2011	Saxon Butler, SAM	26
2012	Eric Phillips, GSU	24
2013	Tyler White, WCU	27
2014	Heath Quinn, SAM; Bradley Strong, WCU; Casey Jones, Elon	20
2015	Conor Clancey, WOF	27
2016	Hunter Swilling, SAM	25
2017	Chris Cook, ETSU	22

TRIPLES

1959	Don Herman, GWU	8
1960	Tom Clary, CIT; Paul Popovich, WVU	4
1962	Jim Procopio, WVU; Bill Whaley, CIT (NCAA)	4
1963	Jim Procopio, WVU	6
1964	Tim Hill, GWU	6
1965	Dick Snyder, DAV	4
1966	Claude Owen, DAV	5
1967	Randy Glesenkamp, W&M	5
1968	Jack Driscoll, W&M	4
1969	Ned Scherer, GWU	4
1970	Bubba Hooker, W&M; Hank Bunnell, GWU	5
1971	Bill Barnhill, DAV	5
1972	R. Ferry, CIT; Reggie Dunnivant, UR; Les Keenan, UR	3
1974	Richard Wieters, CIT; B. Daly, UR; B. Dziabul, APP	4
1975	Steve Becker, W&M (NCAA)	6
1976	Randy Ingram, APP	6
1977	Randy Howell, FUR; Rick Martin, APP	5
1978	Ron Mayfield, UTC	6
1979	Dave Cardwell, ETSU	10
1980	Bob Roma, FUR	5
1981	Kip Hagwood, CIT	7
1982	Marcos Velazquez, ETSU	10
1983	Robbie Peele, APP; Tom Sams, APP	5
1984	Freddie Hailey, WCU	6
1985	Jim Eldredge, WCU	4
1986	Lee Glaze, CIT; Ron Huntington, WCU	4
1987	Rob Morrison, MAR; Lawrence Sluder, APP; David Turgeon, DAV	3
1988	Billy Baker, CIT	6
1989	Garrett Hinshaw, APP; Anthony Jenkins, CIT; Buddy Ward, CIT	4
1990	Todd Raleigh, WCU; Phillip Tobin, CIT; Anthony Jenkins, CIT	4
1991	Rychlik, CIT; Matt Raleigh, WCU	5
1992	Vic Correll, CIT	6
1993	Ronnie Wagner, FUR; Louie Napoleon, VMI	4
1994	Louie Napoleon, VMI	7
1995	Scott McDaniel, APP	6
1996	Mark Hamlin, GSU	6
1997	Luke Goodwin, DAV	7
1998	Shane Sigmon, APP	6
1999	Billy Colome, CofC; Tracy Biggs, WCU	7
2001	Adam Etherington, FUR	6
2001	Adam Etherington, FUR	6
2002	Lee Curtis, CofC	9
2003	Lee Curtis, CofC	11
2004	Brett Gardner, CofC	9
2005	Evan Erickson, Elon; Brett Gardner, CofC; Shane Byrne, ETSU	5
2006	Chris Swauger, CIT	10
2007	Chris Dove, Elon; Chris Campbell, CofC	8



Jared Greenwood was one of four Western Carolina sluggers to lead the SoCon in home runs between 2001-06 when he hit 21 in 2004.

2008	Cover Overholtzer, UNCG; Chris Dove, Elon; Jason Rook, APP	6
2009	Isaac Harrow, APP; Corey Overholtzer, UNCG	6
2010	Mac Doyle, WOF	6
2011	Mac Doyle, WOF	7
2012	Daniel Aldrich, CofC	7
2013	Gunnar Heidt, CofC	7
2014	Jaylin Davis, APP	7
2015	Trey York, ETSU	6
2016	Andrew Moritz, UNCG	7
2017	Kody Ruedisili, WOF; Andrew Moritz, UNCG	6

HITS

1960	Paul Popovich, WVU	43
1962	Joe Hatalla, WVU	39
1963	Steve Berzansky, WVU	41
1964	Bill Marovic, WVU	44
1965	Jim Hyder, DAV	40
1966	Jim Hyder, DAV	35
1967	Chuck Albertson, W&M	40
1968	Gordon Slade, DAV	42
1969	Rich Richardson, W&M	41
1970	Sam Perlozzo, GWU; Hank Bunnell, GWU; Mike Ross, CIT	33
1971	Bill Barnhill, DAV	44
1975	George Weicker, DAV	52
1976	Russell Lee, FUR	46
1977	Everette Smith, FUR	56
1978	John Baker, UTC	61
1979	Gary Robinette, ETSU	61
1986	Lee Glaze, CIT	88
1987	Keith LeClair, WCU	87
1988	Keith LeClair, WCU	101
1989	Clint Fairey, WCU	69
1990	Anthony Jenkins, CIT	89
1991	Kevin Bellomo, WCU	101
1992	Rodney Hennon, WCU	92
1993	Rodney Hennon, WCU	87
1994	Roy Hurst, WCU	89
1995	Tyson Whitley, GSU	86
1996	Tommy Peterman, GSU	94
1997	Jeremy Bruce, WCU	99
1998	Terrence Smalls, CIT	90
1999	Eric Johnson, WCU	100
2000	Matt Easterday, GSU	107
2001	Scott Henley, GSU	99
2002	Lee Curtis, CofC	92
2003	Ryan Gordon, UNCG	96
2004	Byron Barber, CofC	107
2005	Brett Gardner, CofC	122
2006	Jermaine Mitchell, UNCG	93
2007	Chris Campbell, CofC	102

ANNUAL STATISTICAL LEADERS



2008	Chris Shehan, GSU	98
2009	Sonny Meade, CIT	104
2010	Cole Rakar, CofC	102
2011	Eric Phillips, GSU	98
2012	Eric Phillips, GSU	93
2013	Aaron Attaway, WCU	97
2014	Casey Jones, Elon	82
2015	Matt Ramsay, WOF	84
2016	Ben Spitznagel, UNCG	95
2017	Andrew Moritz, UNCG	94

TOTAL BASES

1971	Neil Eichelberger, FUR	77
1975	George Weicker, DAV	94
1977	Everette Smith, FUR	97
1978	John Baker, UTC	101
1979	Dave Cardwell, ETSU	106
1986	Mike Carson, WCU	123
1987	Clint Fairey, WCU	146
1988	Keith LeClair, WCU	179
1989	Clint Fairey, WCU	125
1990	Anthony Jenkins, CIT	161
1991	Matt Raleigh, WCU	173
1992	Matt Raleigh, WCU	177
1993	Todd Greene, GSU	152
1994	Mike Tidick, WCU	154
1995	Steve Wilson, GSU	146
1996	Tommy Peterman, GSU	187
1997	Jerry Simmons, CIT	147
1998	Philip Hartig, CIT	143
1999	Philip Hartig, CIT	171
2000	Matt Easterday, GSU	187
2001	Philip Hartig, CIT	166
2002	Lee Curtis, CofC	166
2003	Lee Curtis, CofC	174
2004	Jared Greenwood, WCU	160
2005	Chris Campbell, CofC	168
2006	Chris Swauger, CIT	147
2007	Brandon Waring, WOF; Kenny Smith, WCU	189
2008	Jeremie Tice, CofC	192
2009	Chase Austin, Elon	178
2010	Matt Leeds, CofC	167
2011	Victor Roache, GSU	179
2012	Brandon Miller, SAM	160
2013	Ryan Kinsella, Elon	168
2014	Aaron Mizell, GSU	132
2015	Kyle Lewis, MER	153
2016	Heath Quinn, SAM	165
2017	Chris Cook, ETSU; Tyler Tharp, VMI	143

RUNS

1960	Dick Jones, CIT	30
1962	Sam Pickens, FUR	28
1963	Bill Marovic, WVU	40
1964	Bill Marovic, WVU	34
1965	Jim Hyder, DAV	23
1966	Mullan, GWU	26
1967	Chuck Albertson, W&M; Chuck Guth, WVU	27
1968	Mike Ross, CIT	27
1969	Rich Richardson, W&M	41
1977	David Ball, WCU	46
1978	Wayne Tolleson, WCU	46
1979	Dave Cardwell, ETSU	47
1980	Gary Robinette, ETSU	36
1981	Marcos Velazquez, ETSU	71
1982	Mike Knox, CIT	66
1983	Tony Martin, ETSU	47
1984	David Hyatt, WCU	40
1985	Lawrence Sluder, APP	58
1986	Ed Dubiel, APP	60
1987	Billy Masse, DAV	64
1988	Keith LeClair, WCU	65
1989	Steve Hollins, APP	56
1990	Anthony Jenkins, WCU	70
1991	Kevin Bellomo, WCU	77
1992	Matt Raleigh, WCU	77
1993	Rodney Hennon, WCU	65
1994	Mike Tidick, WCU	62
1995	Tyson Whitley, GSU	57
1996	Tommy Peterman, GSU	66
1997	Jeremy Bruce, WCU	82
1998	Martin Barrow, WCU	72
1999	Eric Johnson, WCU	83
2000	Chris Morris, CIT	81
2001	Doug Schutt, UNCG	67
2002	Chris Walker, GSU	79
2003	Alan Beck, WCU	68



New York Yankees outfielder Brett Gardner (College of Charleston) was twice the SoCon leader in triples and stolen bases, and the speedster set SoCon marks with 85 runs and 122 hits in 2005.

2004	Phillip Coker, CofC	75
2005	Brett Gardner, CofC	85
2006	Barrett Shaft, WCU	68
2007	Oliver Marmol, CofC	84
2008	Chris Shehan, GSU	84
2009	Joey Bergman, CofC	88
2010	Cole Rakar, CofC	76
2011	Shawn Payne, GSU	70
2012	Marty Gantt, CofC	68
2013	Aaron Attaway, WCU	68
2014	Bradley Strong, WCU	58
2015	Hunter Swilling, SAM	63
2016	Kyle Lewis, MER	70
2017	Chris Cook, ETSU; Aaron Maher, ETSU	62

STOLEN BASES

1960	Gaines Mason, FUR	17
1962	Larry Hitchcock, CIT; Jim Procopio, WVU	13
1963	Bill Marovic, WVU	27
1964	Bill Marovic, WVU	27
1965	Bill Marovic, WVU	20
1966	Tom Parke, WVU	15
1967	Joe Lalli, GWU (NCAA)	21
1968	Jimmy Rama, W&M	16
1974	Mike Ramsey, APP	34
1975	Rick Schwartzman, W&M (NCAA)	27
1976	Rick Schwartzman, W&M	26
1977	Wayne Tolleson, WCU	26
1978	Wayne Tolleson, WCU	29
1979	John Porter, DAV	15
1982	Mike Knox, CIT	39
1984	Eddy Halleman, FUR	19
1985	Tim Jones, CIT	46
1986	Eddy Halleman, FUR	35
1987	Gary Sibayan, VMI	24
1988	Gary Sibayan, VMI	26
1989	Billy Swails, CIT	17
1990	Dan McDonnell, CIT	38
1991	Dan McDonnell, CIT	30
1992	Vic Correll, CIT; Dan McDonnell, CIT	27
1993	Will Shellman, APP	29
1994	David Beckley, CIT	39
1995	David Groseclose, VMI	33
1996	Antoine Moran, GSU	50
1997	Terrence Smalls, CIT	33
1998	Terrence Smalls, CIT	49
1999	Chris Morris, CIT	52
2000	Chris Morris, CIT	84
2001	Chris Walker, GSU	41
2002	Chris Walker, GSU	48
2003	Brett Gardner, CofC	28
2004	Byron Barber, CofC	25

2005	Brett Gardner, CofC	38
2006	Phillip Coker, CofC	36
2007	Chris Dove, Elon	31
2008	Chris Dove, Elon	38
2009	Trevor Collias, WCU	30
2010	Shawn Payne, GSU	43
2011	Shawn Payne, GSU	33
2012	Hector Crespo, APP	30
2013	William Head, APP; Ben Morgan, GSU	27
2014	Hunter Burton, FUR (NCAA)	41
2015	Jordan Tarsoovich, VMI	24
2016	Garrett Brown, WCU	34
2017	Ryan Hagan, MER	24

BASES ON BALLS

1960	Harold Honeycutt, VT	23
1983	Mel Kinsey, WCU	55
1985	Ken Vickery, CIT	52
1990	Dan McDonnell, CIT	62
1991	Dan McDonnell, CIT	53
1992	Dan McDonnell, CIT	63
1993	Todd Greene, GSU	44
1994	Franco Martin, VMI	44
1995	Sy Jones, GSU	59
1996	Bo Betchman, CIT; Sy Jones, GSU	49
1997	Alex Tolbert, WCU	59
1998	Chris Moore, WCU	62
1999	Chris Morris, CIT	57
2000	Shane Schumaker, UNCG; Chris Morris, CIT	47
2001	Shane Schumaker, UNCG	43
2002	Strat Stavrou, WOF	41
2003	Alan Beck, WCU	47
2004	Chip Cannon, CIT	71
2005	Jared Greenwood, WCU	54
2006	Greg Dowling, GSU	53
2007	Blake Murphy, WCU	52
2008	Ricky Orton, UNCG	61
2009	Chris McGuiness, CIT	65
2010	Rob Kral, CofC	58
2011	Rob Kral, CofC	61
2012	Marty Gantt, CofC; Hector Crespo, APP	45
2013	Bo Thompson, CIT	54
2014	T.J. Dixon, SAM; Bo Thompson, CIT	41
2015	Matt Meeder, MER	48
2016	Kyle Lewis, MER	66
2017	Ryan Hagan, MER	41

HIT BY PITCH

2000	Karl Morris, CofC	20 or 21
2002	Brett Anderson, CofC	20
2003	James Payne, GSU	23
2004	Byron Barber, CofC	24
2005	Gary Morris, Elon	32
2006	Tim Hallam, WCU	19
2007	Graham Maiden, CofC	29
2008	Bennett Davis, Elon	22
2009	Griffin Benedict, GSU	24
2010	Chris Barker, UNCG	26
2011	Trevor Edwards, UNCG	18
2012	Tyler Zupcic, APP; Scooter Williams, GSU	14
2013	Scooter Williams, GSU	19
2014	Bo Thompson, CIT	22
2015	Danny Edgeworth, MER	16
2016	Kramer Ferrell, WCU	18
2017	JT Thomas, MER	16

INDIVIDUAL PITCHING

WINS

1952	Moe Bauer, WF	11
1959	Dennis Hill, GWU; Paul Chuma, WVU	8
1960	Dick Almes, CIT	8
1962	Tom Shafer, WVU	9
1963	John Radosevich, WVU	8
1964	John Radosevich, WVU	9
1965	John Radosevich, WVU	8
1966	Jerry Meadows, WVU	9
1967	Jay Newton, W&M; Mike Moschel, WVU;	
	Dick Balderson, UR	7
1968	Hank Bunnell, GWU	9
1969	Hank Bunnell, GWU	6
1970	Hank Bunnell, GWU	9
1971	John Katona, FUR; Doug Pounder, CIT	10
1972	John Katona, FUR	8
1973	Tommy Toms, ECU; Steve Anspaugh, APP	7
1974	R. Martin, UR, Jim Blankenship, APP	7

1975	Hank Welch, CIT; Joel Tew, DAV	8
1976	Mickey Britt, ECU	10
1977	Jerry Reed, WCU	10
1978	Mike Pendleton, CIT	9
1979	Frank Galloway, CIT	9
1980	Jeff Andrews, ETSU	11
1981	Joe Graves, ETSU	11
1982	Phil Pierce, ETSU	10
1983	Mike Cherry, CIT	12
1984	Pete Hardee, APP	12
1985	Scott Gay, WCU	12
1986	Keith Smith, WCU	10
1987	Steve Condon, DAV	9
1988	Greg Wilcox, DAV	11
1989	Pete Palmer, APP	8
1990	Jack Kimel, WCU	11
1991	Will Ertel, FUR	12
1992	Jack Kimel, WCU	10
1993	Jason Beverlin, WCU	12
1994	Jason Beverlin, WCU	11
1995	William Rushing, GSU; Chris Pollard, DAV	11
1996	Julio Ayala, GSU	15
1997	Mark DiFelice, WCU	10
1998	Mark DiFelice, WCU	11
1999	Matt Baber, ETSU	12
2000	David Ray, GSU	12
2001	Brett Lewis, GSU	9
2002	Scooter Michael, UNCG	12
2003	Tom Mastny, FUR; Jarrett Santos, UNCG	11
2004	Ryan Johnson, CofC; Jonathan Ellis, CIT	12
2005	Jeremy Hall, ETSU	10
2006	Nick Chigges, CofC	11
2007	Nick Chigges, CofC; Ben Austin, WOF	11
2008	Steven Hensley, Elon	10
2009	Chris Mederos, GSU	11
2010	Asher Wojciechowski, CIT	12
2011	Josh Renfro, CofC; Chris Beck, GSU; Josh Adams, GSU	9
2012	Josh Martin, SAM	12
2013	Jeremy Null, WCU; Jamie Nunn, APP	9
2014	Alex Ledford, SAM	11
2015	Matthew Milburn, WOF	10
2016	Will Gaddis, FUR	10
2017	Will Gaddis, FUR	9

EARNED RUN AVERAGE

1957	Fox, CIT	1.44
1958	Paul Chuma, WVU (NCAA)	1.50
1960	Jim Carter, WVU	1.07
1962	Tom Shafer, WVU	1.52
1963	Joe Jeran, WVU	1.15
1964	Percy Sensabaugh, VMI	0.67
1965	Winston Blenckstone, UR	0.99
1966	Vaughn Kovach, WVU	0.66
1967	Marshall Dellinger, ECU	0.85
1968	Dennis Burke, ECU	0.91
1969	Terry Deaver, FUR	0.83
1970	Ron Hastings, ECU	0.56
1971	Rich Richardson, W&M	0.87
1972	Rusty Booth, CIT	0.95
1973	Roger Hatcher, UR	0.69
1974	Dave LaRussa, ECU	0.87
1975	Dean Reavis, ECU	1.82
1976	Pete Conaty, ECU	1.21
1977	Mickey Britt, ECU	1.68
1978	Don Gordon, CIT	1.72
1979	Frank Galloway, CIT	1.00
1980	Mike Sullivan, MAR	0.60
1981	Alan Hurt, CIT	1.85
1982	Kirk Bailey, APP	1.25
1983	David Mills, CIT	1.13
1984	Rich Collins, CIT	1.70
1985	J.D. McKinney, MAR	3.05
1986	Mike Monte, CIT	2.84
1987	Ward Withrow, CIT	1.32
1988	Paul Menhart, WCU	3.55
1989	Matt Gore, CIT	2.41
1990	Ken Britt, CIT (preCWS)	1.97
1991	Ken Britt, CIT	2.59
1992	Gettys Glaze, CIT	1.70
1993	John Price, CIT	2.20
1994	Britt Reames, CIT	2.16
1995	Donald Morillo, CIT	1.60
1996	Dan Stutzman, APP	2.24
1997	Tom Martin, CIT	3.25
1998	Jason Parsons, UNCG	2.32
1999	Lucas Hocker, CofC	2.52

2000	Eric Talbert, CIT	2.76
2001	Eric Talbert, CIT	2.06
2002	Randy Corn, CIT	1.37
2003	Tom Mastny, FUR	1.09
2004	Jonathan Ellis, CIT	2.18
2005	Chris Mason, UNCG	2.88
2006	Nick Chigges, CofC	1.40
2007	Drew Saberhagen, WCU	2.87
2008	Jay Jackson, FUR	3.17
2009	Matt Talley, CIT	3.42
2010	Matt Benedict, WCU	3.11
2011	Andy Moye, GSU; Matt Murray, GSU	2.39
2012	Christian Powell, CofC	2.69
2013	Alex Abrams, FUR	2.43
2014	Jason Richman, GSU	1.20
2015	Morgan Pittman, MER	2.43
2016	Andrew Wantz, UNCG	2.97
2017	Will Gaddis, FUR	1.89

STRIKEOUTS

1955	Jim Heise, WVU	111
1959	Dick Almes, CIT	127
1960	Paul Chuma, WVU	87
1962	Frank Griffith, UR	84
1963	John Radosevich, WVU (NCAA)	95
1964	John Radosevich, WVU	123
1965	John Radosevich, WVU	120
1966	Holland, DAV	113
1967	Jerry Meadows, ECU	105
1968	Hank Bunnell, GWU	93
1969	Hank Bunnell, GWU	79
1970	Hank Bunnell, GWU	110
1971	John Katona, W&M	109
1972	Steve Arrington, CIT	68
1973	Steve Arrington, CIT	93
1974	Todd Brenizer, FUR	78
1975	Richard Wieters, CIT	62
1976	Chris Davis, W&M	84
1977	Tim Barr, DAV	106
1978	Mike Pendleton, CIT	98
1979	Mike Pendleton, CIT	91
1981	Jeff Barkley, CIT	88
1982	Mike Cherry, CIT	106
1983	Mike Cherry, CIT	132
1984	Scott Gay, WCU	62
1985	Scott Gay, WCU	118
1986	Len Stratton, APP	90
1987	Len Stratton, APP	69
1988	Greg Wilcox, DAV	86
1989	Paul Menhart, WCU	64
1990	Paul Menhart, WCU	82
1991	Will Ertel, FUR	96
1992	Gettys Glaze, CIT	104
1993	Jason Beverlin, WCU	106
1994	Jason Beverlin, WCU	154



Wofford pitcher Ben Austin paced the SoCon with 11 wins in 2007 and a pair of shutouts in 2008.

1995	William Rushing, GSU	172
1996	Julio Ayala, GSU	143
1997	Ryan Cummings, GSU	104
1998	Brian Rogers/Brian Wiley, CIT	159
1999	Brian Wiley, CIT	150
2000	David Ray, GSU	115
2001	Reid Casey, ETSU	107
2002	Brett Lewis, GSU	122
2003	Dennis Dove, GSU	118
2004	Jonathan Ellis, CIT	131
2005	Chris Mason, UNCG	135
2006	Everett Teaford, GSU	122
2007	Nick Chigges, CofC	112
2008	Steven Hensley, Elon	99
2009	Chris Mederos, GSU	113
2010	Asher Wojciechowski, CIT	155
2011	Chris Beck, GSU	109
2012	Chris Beck, GSU	115
2013	Justin Hess, GSU	120
2014	Sam Howard, GSU	94
2015	James Reeves, CIT	115
2016	Matthew Milburn, WOF	103
2017	JP Sears, CIT	142

INNINGS PITCHED

1960	Dick Almes, CIT	94.0
1961	Lee Melear, VT	74.2
1962	Tom Shafer, WVU	88.1
1963	Tony Romasco, GWU	76.2
1964	John Radosevich, WVU	81.0
1965	John Radosevich, WVU	77.0
1966	Howard Bryan, DAV	90.0
1967	Jay Newton, W&M	97.0
1968	Dick Balderson, UR	80.0
1969	Hank Bunnell, GWU	88.1
1970	Hank Bunnell, GWU	102.1
1971	Rick Pipan, DAV	94.0
1972	John Katona, FUR	76.1
1973	Tommy Toms, ECU	77.1
1974	Jim Blankenship, APP	93.1
1975	Joel Tew, DAV	94.2
1976	Mickey Britt, ECU	103.2
1977	Tim Barr, DAV	113.1
1978	Albie DeYoung, MAR	75.0
1979	Frank Galloway, CIT	99.0
1981	Jeff Barkley, CIT	94.0
1985	Scott Gay, WCU	113.1
1989	Paul Menhart, WCU	86.1
1990	Billy Baker, CIT	109.1
1991	Will Ertel, FUR	132.1
1992	Phillip Grundy, WCU	110.1
1993	Jason Beverlin, WCU	105.1
1994	Jason Beverlin, WCU	124.1
1995	William Rushing, GSU	160.0
1996	Julio Ayala, GSU	152.0
1997	Clint Sauls, GSU	115.0
1998	Clint Sauls, GSU	122.0
1999	David Pember, WCU	119.2
2000	Matt Baber, ETSU	133.2
2001	Reid Casey, ETSU	117.1
2002	Brett Lewis, GSU	126.1
2003	Ryan Basner, WCU	125.0
2004	Jonathan Ellis, CIT	136.1
2005	Everett Teaford, GSU	119.2
2006	Everett Teaford, GSU	120.1
2007	Austin Redwine, WOF	109.0
2008	Jay Jackson, FUR	99.1
2009	Wes Wrenn, CIT	102.0
2010	Asher Wojciechowski, CIT	125.2
2011	Chris Beck, GSU	103.0
2012	Josh Martin, SAM	110.0
2013	Kyle Webb, Elon	104.0
2014	Jordan Smith, WCU	105.0
2015	Alex Ledford, SAM	104.1
2016	Ryan Askew, MER; Will Gaddis, FUR	101.2
2017	Josh Winder, VMI	107.2

COMPLETE GAMES

1956	Charlie Moore, FUR	9
1965	John Radosevich, WVU	9
1966	Four players	7
1967	Jay Newton, W&M; Dick Balderson, UR	11
1968	Hank Bunnell, GWU; Dick Balderson, UR	9
1970	John Katona, FUR	10
1971	Rick Pipan, DAV	11
1974	Jim Blankenship, APP	9
1975	Joel Tew, DAV	10

ANNUAL STATISTICAL LEADERS



1976	Jeff Roberts, FUR	9
1977	Tim Barr, DAV	10
1978	Albie DeYoung, MAR	8
1979	Mike Priesmeyer, ETSU	9
1980	Jeff Andrews, ETSU	9
1981	Jeff Barkley, CIT	9
1985	Kirk Burnett, FUR; Chris Johnson, ETSU	9
1989	Mike Clark, FUR	7
1990	Danny Clark, ETSU	8
1991	Will Ertel, FUR	11
1992	Charles Braswell, FUR; Dallas Rinehart, ETSU	9
1993	Matt Spade, MAR	7
1994	Matt Spade, MAR	9
1995	Chris Pollard, DAV	11
1996	W.G. Smith, VMI	7
1997	Jonathan Coulombe, DAV	10
1998	Michael Harrell, ETSU	7
1999	Matt Baber, ETSU	11
2000	Matt Baber, ETSU	9
2001	Toby David, FUR; George Lehr, WOF	4
2002	Jay Metzger, UNCG	6
2003	Tom Mastny, FUR	8
2004	Jonathan Ellis, CIT	9
2005	Chris Mason, UNCG	8
2006	Everett Teaford, GSU	4
2007	Seven tied	2
2008	Jesse Simpson, CofC; Ben Austin, WOF	2
2009	Wes Wrenn, CIT	3
2010	Asher Wojciechowski, CIT; Ian Parry, FUR; Jake Brown, GSU	3
2011	Matt Talley, CIT; Chris Beck, GSU; Andy Moye, GSU; Jordan Smith, WCU; Cash Collins, WOF	2
2012	Chris Beck, GSU	4
2013	C.K. Irby, SAM	3
2014	Tyler Moore, APP	5
2015	Eric Nyquist, MER	3
2016	Will Gaddis, FUR; Josh Winder, VMI; Matthew Milburn, WOF	2
2017	Josh Winder, VMI; Austin Higginbotham, WOF	3

APPEARANCES

1989	Dan Norman, APP	22
1990	Hank Kraft, CIT	27
1991	Hank Kraft, CIT	26
1992	Billy Goodrich, VMI; Hank Kraft, CIT	24
1993	Paul Thornton, GSU	35
1994	Mike Manning, WCU	40
1995	Donald Morillo, CIT	32
1996	Tod Lee, GSU	38
1997	Tod Lee, GSU	42
1998	Tom Martin, CIT	38
1999	Marty Jones, GSU	33
2000	Taft Cable, UNCG	38
2001	Ted Toler, UNCG	41
2002	Randy Corn, CIT	39
2003	Jarrett Santos, UNCG	41
2004	Jarrett Santos, UNCG	34
2005	Luke Miller, WCU	37
2006	Patrick Currin, UNCG	38
2007	Kyle Kamppi, GSU	37
2008	James White, UNCG	38
2009	Mike Frongello, DAV	34
2010	Andrew Chilcoat, WCU	34
2011	Mike Frongello, DAV	39
2012	Ryan Hines, CIT	36
2013	Zach Sherrill, CIT	48
2014	Jason Richman, GSU (NCAA)	47
2015	Zach Lavery, CIT	41
2016	Conard Broom, MER	41
2017	Billy Greenfield, FUR	35

SAVES

1988	Brad Wanzenberg, DAV	11
1989	Tripp Blanton, CIT; Dan Norman, APP	6
1990	Hank Kraft, CIT; Doug Uzdilla, WCU	7
1991	Hank Kraft, CIT	9
1992	Hank Kraft, CIT	12
1993	Paul Thornton, GSU	17
1994	Mike Manning, WCU	14
1995	Donald Morillo, CIT	13
1996	Tod Lee, GSU	11
1997	Tod Lee, GSU; Tom Martin, CIT	7
1998	David Pember, WCU; Tom Martin, CIT	8
1999	Brett Davey, CofC; Jay Morgan, CIT; Ian Ostlund, VMI	7
2000	Jay Morgan, CIT	10

2001	Randy Corn, CIT; Andy Hutchings, CofC	12
2002	Randy Corn, CIT	13
2003	Chris Mason, UNCG	8
2004	Brett Harker, CofC	13
2005	Brett Harker, CofC	15
2006	Josh McLaughlin, CofC; Link Saunders, CIT	15
2007	A.J. Battisto, GSU; Greg Holland, WCU	10
2008	Thomas Girdwood, Elon	10
2009	Thomas Girdwood, Elon	17
2010	Chris Patterson, APP	13
2011	Andrew Jones, SAM	15
2012	Nathan Hyatt, APP	16
2013	Preston Hatcher, WCU	14
2014	Skylar Hunter, CIT	15
2015	Will Stillman, WOF	15
2016	Will Stillman, WOF	9
2017	Wyatt Burns, SAM	12

SHUTOUTS

1979	Frank Galloway, CIT	4
1981	Jeff Montgomery, MAR	4
1989	Matt Gore, CIT; Paul Menhart, WCU	2
1990	Richard Shirer, CIT	3
1991	Ken Britt, CIT; Chris Smith, APP	3
1992	Gettys Glaze, CIT	5
1993	Clint Fair, GSU	3
1994	Tim Roth, GSU; William Rushing, GSU	3
2000	Four tied	1
2001	Six tied	1
2002	Five tied	2
2003	10 tied	1
2004	Jonathan Ellis, CIT	2
2005	Chris Mason, UNCG	1
2006	Nick Chigges, CofC	2
2007	Six tied	1
2008	Ben Austin, WOF	2
2009	David Peterson, CofC; Matt Crim, CIT	1
2010	Matt Talley, CIT; Jimmy Reyes, Elon	2
2011	Jordan Smith, WCU	2
2012	Six tied	1
2013	Sam Agnew-Wieland, APP	2
2014	Five tied	1
2015	Eric Nyquist, MER; Adam Scott, WOF	2
2016	Five tied	1
2017	Five tied	1


OPPOSING BATTING AVERAGE

2000	Jason Cadenhead, GSU	.226
2001	Randy Corn, CIT	.209
2002	Randy Corn, CIT	.157
2003	Tom Mastny, FUR	.178
2004	Jonathan Ellis, CIT	.221
2005	Link Saunders, CIT	.234
2006	Nick Chigges, CofC	.205
2007	Jeff Beliveau, CofC	.229
2008	Jay Jackson, FUR	.216
2009	Rob Gilliam, UNCG	.224
2010	Asher Wojciechowski, CIT	.233
2011	Matt Murray, GSU	.207
2012	Matt Pegler, CofC	.221
2013	Alex Abrams, FUR	.236
2014	Danny Mooney, DAV	.203
2015	James Reeves, CIT	.227
2016	Andrew Wantz, UNCG	.199
2017	Robert Broom, MER	.195

TEAM BATTING

BATTING AVERAGE

1963	The Citadel	.219
1964	West Virginia	.283
1965	George Washington	.279
1966	George Washington	.318
1967	East Carolina	.273
1968	George Washington	.284
1969	William & Mary	.269
1970	Richmond	.275
1971	Furman	.272
1972	Richmond	.262
1973	Appalachian State	.278
1974	Appalachian State	.268
1975	The Citadel	.293
1976	The Citadel	.295
1977	Western Carolina	.322
1978	Appalachian State	.353
1979	ETSU	.302



The 39 appearances by Davidson's Mike Frongello in 2010 led the league that year.

1980	Western Carolina	.324
1981	Appalachian State	.346
1982	The Citadel	.346
1983	Appalachian State	.317
1984	Appalachian State	.314
1985	Appalachian State	.328
1986	Appalachian State	.343
1987	Western Carolina	.314
1988	Appalachian State	.339
1989	Marshall	.317
1990	Western Carolina	.314
1991	Western Carolina	.330
1992	Western Carolina	.320
1993	ETSU	.313
1994	Western Carolina	.295
1995	Georgia Southern	.294
1996	Appalachian State	.314
1997	Western Carolina	.351
1998	ETSU	.314
1999	Western Carolina	.328
2000	The Citadel	.325
2001	Western Carolina	.311
2002	Western Carolina	.334
2003	The Citadel; Georgia Southern	.307
2004	College of Charleston	.341
2005	College of Charleston	.355
2006	College of Charleston	.325
2007	College of Charleston	.350
2008	Georgia Southern	.346
2009	College of Charleston	.345
2010	College of Charleston	.319
2011	Western Carolina	.302
2012	Western Carolina	.310
2013	UNCG	.311
2014	UNCG	.310
2015	Samford	.304
2016	UNCG (NCAA)	.345
2017	UNCG	.320

HOME RUNS

1963	VMI	15
1964	Davidson	13
1965	Virginia Tech	10
1966	East Carolina	10
1967	East Carolina	14
1968	East Carolina	27
1969	East Carolina	16
1970	Furman	13
1971	Furman	29
1972	East Carolina	13
1973	Richmond	10
1974	East Carolina	19
1975	Davidson	24
1976	Richmond	24
1977	Western Carolina	37
1978	Appalachian State	41
1979	ETSU	44
1980	ETSU	40
1981	ETSU	69
1982	ETSU	60
1983	ETSU	59
1984	Western Carolina	36
1985	Appalachian State	78
1986	Appalachian State	76
1987	Davidson	84
1988	Western Carolina	112

ANNUAL STATISTICAL LEADERS

1989	Western Carolina	70
1990	Western Carolina	65
1991	Western Carolina	67
1992	Western Carolina	87
1993	Western Carolina; Davidson	67
1994	Davidson	47
1995	Georgia Southern	57
1996	Georgia Southern	73
1997	Western Carolina	100
1998	Western Carolina	55
1999	Western Carolina	82
2000	UNCG	61
2001	Georgia Southern	60
2002	Western Carolina	56
2003	Western Carolina	58
2004	Western Carolina	66
2005	ETSU	69
2006	Elon	68
2007	Wofford	108
2008	College of Charleston	130
2009	Elon	138
2010	College of Charleston	105
2011	College of Charleston	81
2012	Samford	66
2013	Western Carolina	71
2014	Georgia Southern	61
2015	Samford (NCAA)	85
2016	Mercer	93
2017	Mercer	79

SLUGGING PERCENTAGE

2000	The Citadel	.478
2001	Western Carolina	.473
2002	College of Charleston	.508
2003	College of Charleston	.464
2004	College of Charleston	.485
2005	ETSU	.523
2006	Furman	.471
2007	College of Charleston	.570
2008	College of Charleston	.607
2009	Elon	.596
2010	College of Charleston	.539
2011	College of Charleston	.486
2012	Samford	.457
2013	Western Carolina	.493
2014	Davidson	.459
2015	Samford	.489
2016	UNCG (NCAA)	.538
2017	Mercer	.484

ON-BASE PERCENTAGE

2000	The Citadel	.410
2001	College of Charleston; Western Carolina	.391
2002	College of Charleston	.412
2003	Georgia Southern	.396
2004	College of Charleston	.431
2005	College of Charleston	.432
2006	Elon	.402
2007	College of Charleston	.423
2008	Georgia Southern	.437
2009	College of Charleston	.430
2010	College of Charleston	.413
2011	College of Charleston	.394
2012	Samford	.387
2013	The Citadel	.395
2014	Western Carolina	.383
2015	Wofford	.392
2016	UNCG (NCAA)	.425
2017	Mercer	.401

RUNS

2000	The Citadel	492
2001	Georgia Southern	500
2002	College of Charleston	533
2003	Western Carolina	477
2004	College of Charleston	535
2005	College of Charleston	553
2006	Elon	491
2007	College of Charleston	552
2008	College of Charleston	627
2009	Elon	604
2010	College of Charleston	576
2011	College of Charleston	446
2012	Samford	436
2013	The Citadel	434
2014	Georgia Southern	413
2015	Samford	435

2016	UNCG	492
2017	UNCG	438

HITS

2000	The Citadel	687
2001	Georgia Southern	690
2002	Georgia Southern	733
2003	Western Carolina	694
2004	College of Charleston	760
2005	College of Charleston	814
2006	College of Charleston	725
2007	College of Charleston	760
2008	Georgia Southern	751
2009	The Citadel	728
2010	College of Charleston	732
2011	College of Charleston	627
2012	Samford	674
2013	Western Carolina	653
2014	Georgia Southern	627
2015	Samford	636
2016	UNCG (NCAA)	726
2017	Furman	676

RUNS BATTED IN

2000	The Citadel	444
2001	Georgia Southern	442
2002	College of Charleston	450
2003	Western Carolina	421
2004	College of Charleston	475
2005	College of Charleston	495
2006	Elon	449
2007	College of Charleston	513
2008	College of Charleston	589
2009	Elon	558
2010	College of Charleston	532
2011	College of Charleston	416
2012	Samford	399
2013	The Citadel	398
2014	Georgia Southern	372
2015	Samford	405
2016	UNCG	451
2017	UNCG	400

DOUBLES

2000	Georgia Southern	155
2001	Western Carolina	143
2002	College of Charleston	151
2003	Western Carolina	148



Furman's Tom Mastny recorded a 1.09 ERA in 2003, which stands as the lowest mark in the SoCon since 1980. Mastny was drafted in the 11th round in 2003 and went on to spend three years in MLB.

2004	Western Carolina	137
2005	College of Charleston	174
2006	Appalachian State	136
2007	Appalachian State	168
2008	College of Charleston	161
2009	College of Charleston	156
2010	College of Charleston	160
2011	College of Charleston	134
2012	Appalachian State	134
2013	Western Carolina	145
2014	Samford	120
2015	Wofford	125
2016	UNCG	145
2017	ETSU	130

TRIPLES

2000	The Citadel	23
2001	Furman	24
2002	College of Charleston	42
2003	College of Charleston	27
2004	College of Charleston	23
2005	ETSU	17
2006	The Citadel	21
2007	College of Charleston	26
2008	Elon	24
2009	Elon	24
2010	UNCG	21
2011	Elon	21
2012	Appalachian State	20
2013	Elon	19
2014	Appalachian State	21
2015	Wofford	20
2016	UNCG (NCAA)	32
2017	UNCG (NCAA)	33

TOTAL BASES

2000	Georgia Southern	1,018
2001	Georgia Southern	1,028
2002	College of Charleston	1,089
2003	Western Carolina	1,044
2004	College of Charleston	1,080
2005	College of Charleston	1,196
2006	Elon	1,022
2007	College of Charleston	1,237
2008	College of Charleston	1,304
2009	Elon	1,310
2010	College of Charleston	1,237
2011	College of Charleston	1,028
2012	Samford	1,020
2013	Western Carolina	1,045
2014	Georgia Southern	940
2015	Samford	1,023
2016	UNCG	1,130
2017	Furman	1,036

BASES ON BALLS

2000	College of Charleston	314
2001	UNCG	293
2002	College of Charleston	256
2003	Western Carolina	274
2004	The Citadel	260
2005	Elon	250
2006	Elon	308
2007	Elon	277
2008	Elon	330
2009	Elon	326
2010	Elon	302
2011	College of Charleston	297
2012	Samford	251
2013	Elon	280
2014	Georgia Southern	256
2015	Wofford	266
2016	Mercer (NCAA)	366
2017	Mercer	299

HIT BY PITCH

2000	College of Charleston	98
2002	Georgia Southern	86
2003	Georgia Southern	92
2004	College of Charleston	122
2005	Elon	108
2006	Western Carolina	101
2007	College of Charleston	96
2008	Elon	105
2009	Georgia Southern	107
2010	Elon; Western Carolina	93
2011	Elon	79

ANNUAL STATISTICAL LEADERS



2012	Samford	73
2013	Western Carolina	72
2014	Western Carolina	82
2015	Western Carolina	79
2016	Western Carolina	98
2017	Western Carolina	68

STRIKEOUTS

2000	UNCG	415
2001	UNCG	521
2002	The Citadel	397
2003	The Citadel	431
2004	The Citadel	466
2005	Elon	424
2006	Wofford	447
2007	Wofford	427
2008	Elon	443
2009	Elon	469
2010	College of Charleston	479
2011	Davidson	476
2012	College of Charleston	488
2013	Georgia Southern	514
2014	Samford	448
2015	The Citadel	516
2016	The Citadel	520
2017	VMI	608


STOLEN BASES

2000	The Citadel	198
2001	Georgia Southern	131
2002	Georgia Southern	151
2003	UNCG; College of Charleston	101
2004	College of Charleston	112
2005	College of Charleston	99
2006	College of Charleston	128
2007	Elon	103
2008	Elon	155
2009	Western Carolina	126
2010	The Citadel	127
2011	Elon	114
2012	Appalachian State	94
2013	Wofford (NCAA)	163
2014	Wofford (NCAA)	152
2015	Wofford (NCAA)	138
2016	Wofford	101
2017	Wofford	124

TEAM PITCHING

EARNED RUN AVERAGE

1963	The Citadel	3.14
1964	West Virginia	1.46
1965	VMI	2.20
1966	West Virginia	1.84
1967	East Carolina	1.93
1968	East Carolina	2.47
1969	The Citadel	1.91
1970	East Carolina	1.57
1971	The Citadel	2.17
1972	The Citadel	1.74
1973	The Citadel	2.14
1974	East Carolina	1.86
1975	East Carolina	2.62
1976	East Carolina	2.02
1977	The Citadel	2.67
1978	The Citadel	2.41
1979	The Citadel	2.24
1980	The Citadel	3.16
1981	The Citadel	3.37
1982	The Citadel	2.61
1983	The Citadel	2.84
1984	Appalachian State	2.59
1985	Appalachian State	4.06
1986	Appalachian State	4.25
1987	Appalachian State	4.79
1988	Western Carolina	4.92
1989	The Citadel	4.38
1990	The Citadel	3.67
1991	The Citadel	3.40
1992	The Citadel	3.77
1993	Georgia Southern	3.89
1994	Western Carolina	2.97
1995	The Citadel	3.26
1996	Georgia Southern	4.26
1997	The Citadel	5.19



The Citadel's Mike Pendleton (1978-81) owned a career 2.80 ERA and was part of a run that saw the Bulldogs lead the league in that category from 1977-83.

1998	Western Carolina	4.03
1999	College of Charleston	4.54
2000	The Citadel	4.12
2001	The Citadel	3.81
2002	The Citadel	3.53
2003	UNCG	3.69
2004	UNCG	4.17
2005	College of Charleston	4.06
2006	College of Charleston	3.02
2007	Western Carolina	4.79
2008	The Citadel	5.17
2009	The Citadel	4.50
2010	The Citadel	4.57
2011	Samford	3.11
2012	College of Charleston	3.21
2013	College of Charleston	4.20
2014	Georgia Southern	3.15
2015	The Citadel	4.46
2016	Samford	4.95
2017	Samford	4.42

OPPOSING BATTING AVERAGE

2000	The Citadel	.269
2001	The Citadel	.262
2002	The Citadel	.257
2003	UNCG	.256
2004	College of Charleston	.268
2005	College of Charleston	.270
2006	College of Charleston	.238
2007	College of Charleston	.275
2008	Elon	.284
2009	The Citadel	.274
2010	The Citadel	.274
2011	Samford	.242
2012	College of Charleston	.241
2013	College of Charleston	.264
2014	Georgia Southern	.252
2015	The Citadel	.272
2016	UNCG	.266
2017	Samford	.251

INNINGS PITCHED

2000	Georgia Southern	543.0
2001	The Citadel	554.2
2002	Georgia Southern	563.1
2003	Western Carolina	566.1
2004	The Citadel	600.2
2005	College of Charleston	568.0
2006	College of Charleston	575.1
2007	Western Carolina	550.1
2008	Elon	549.2
2009	The Citadel	539.2
2010	The Citadel	580.2
2011	Georgia Southern	546.2
2012	Samford	570.1
2013	Elon	573.1
2014	Georgia Southern	565.0
2015	Wofford	532.0
2016	Samford	541.1
2017	Furman	538.0

STRIKEOUTS

2000	Georgia Southern; UNCG	476
2001	Georgia Southern	543
2002	Georgia Southern	552
2003	Georgia Southern	591
2004	The Citadel	494
2005	College of Charleston	509
2006	College of Charleston	522
2007	College of Charleston	445
2008	College of Charleston	480
2009	Western Carolina	487
2010	College of Charleston	531
2011	Samford	479
2012	Samford	491
2013	Western Carolina	490
2014	Wofford	496
2015	The Citadel	509
2016	Western Carolina	512
2017	Mercer	522

WINS

2000	The Citadel	39
2001	Georgia Southern	42
2002	Georgia Southern	39
2003	Western Carolina	43
2004	College of Charleston	47
2005	College of Charleston	48
2006	College of Charleston	46
2007	Western Carolina	41
2008	Elon	44
2009	Georgia Southern	42
2010	College of Charleston	44
2011	College of Charleston	39
2012	Appalachian State; Samford*	41
2013	Western Carolina	39
2014	Georgia Southern	40
2015	Wofford	39
2016	UNCG; Mercer	38
2017	Mercer	39

* Samford later vacated all wins from 2012

SAVES

2000	The Citadel	15
2001	The Citadel	16
2002	Western Carolina	15
2003	Western Carolina	14
2004	College of Charleston	19
2005	College of Charleston	19
2006	College of Charleston	20
2007	Wofford	15
2008	College of Charleston	18
2009	Elon	24
2010	Appalachian State; Georgia Southern	15
2011	College of Charleston	20
2012	Elon	19
2013	Western Carolina	17
2014	Samford	18
2015	Wofford	18
2016	Mercer	15
2017	UNCG	19

RUNNERS PICKED OFF

2002	Georgia Southern	17
2003	VMI	21
2004	Western Carolina	17
2005	Georgia Southern	22
2006	Georgia Southern	22
2007	Georgia Southern	22
2008	The Citadel	28
2009	The Citadel; Davidson	17
2010	Davidson	25
2011	Georgia Southern	23
2012	College of Charleston	17
2013	Elon; Davidson	19
2014	Wofford; Georgia Southern	16
2015	The Citadel	20
2016	Wofford	22
2017	Wofford	15

FEWEST HITS ALLOWED

2000	Wofford	516
2001	College of Charleston	496
2002	The Citadel	491
2003	Davidson	465
2004	Wofford	496
2005	UNCG	493
2006	College of Charleston	512
2007	College of Charleston	578
2008	Furman	578
2009	UNCG	513
2010	Davidson	558
2011	Davidson	466
2012	UNCG	471
2013	College of Charleston	520
2014	Davidson	441
2015	UNCG	477
2016	UNCG	524
2017	Samford	479

FEWEST RUNS ALLOWED

2000	The Citadel	297
2001	College of Charleston	296
2002	The Citadel	259
2003	Furman	261
2004	UNCG	278
2005	UNCG	274
2006	College of Charleston	238
2007	Western Carolina	346
2008	The Citadel	330
2009	The Citadel	318
2010	Appalachian State	332
2011	Samford	237
2012	College of Charleston	263
2013	College of Charleston	272
2014	Georgia Southern	273
2015	Mercer	307
2016	Samford	339
2017	Mercer	311

FEWEST EARNED RUNS ALLOWED

2000	The Citadel	235
2001	The Citadel	235
2002	The Citadel	193
2003	Furman	215
2004	UNCG	227
2005	UNCG	228
2006	College of Charleston	193
2007	College of Charleston	282
2008	The Citadel	287
2009	The Citadel	270
2010	Appalachian State	287
2011	Samford	181
2012	College of Charleston	192
2013	College of Charleston	239
2014	Georgia Southern	198
2015	The Citadel	254
2016	Samford	298
2017	Samford	251

FEWEST WALKS ALLOWED

2000	The Citadel	159
2001	Wofford	147
2002	VMI	152
2003	UNCG	152
2004	UNCG	145
2005	UNCG	154
2006	Furman	172
2007	Furman	186

2008	Furman	196
2009	Appalachian State	184
2010	Davidson	188
2011	Davidson	156
2012	College of Charleston	182
2013	College of Charleston	167
2014	Davidson	188
2015	Mercer	169
2016	Wofford	202
2017	Furman	156

FEWEST DOUBLES ALLOWED

2000	UNCG	90
2002	The Citadel	92
2003	Furman	85
2004	UNCG; Elon	104
2005	Furman	94
2006	College of Charleston	66
2007	College of Charleston	96
2008	Elon	97
2009	The Citadel	86
2010	The Citadel	100
2011	Samford	76
2012	Western Carolina	76
2013	Furman	87
2014	Western Carolina	72
2015	Mercer	76
2016	Mercer	77
2017	Samford	77

FEWEST TRIPLES ALLOWED

2000	VMI	4
2002	The Citadel	7
2003	Furman	6
2004	College of Charleston	5
2005	Davidson	5
2006	College of Charleston	3
2007	Elon	8
2008	Davidson; College of Charleston	6
2009	Elon	2
2010	Elon	9
2011	Elon	5
2012	Wofford	2
2013	Davidson; College of Charleston	7
2014	Georgia Southern	6
2015	VMI	4
2016	Wofford	4
2017	Mercer	6

FEWEST HOME RUNS ALLOWED

2000	The Citadel	19
2001	College of Charleston	18
2002	The Citadel	24
2003	Davidson	28
2004	UNCG	26
2005	UNCG	34
2006	UNCG	35
2007	Western Carolina	44
2008	The Citadel	37
2009	The Citadel	34
2010	Appalachian State	49
2011	College of Charleston	24
2012	Appalachian State	22
2013	Western Carolina	28
2014	UNCG	16
2015	The Citadel	29
2016	UNCG	45
2017	The Citadel	37

WILD PITCHES

2000	Wofford	102
2002	College of Charleston	56
2003	Wofford	55
2004	College of Charleston	64
2005	Wofford	66
2006	Wofford	69
2007	Appalachian State	61
2008	College of Charleston	71
2009	Western Carolina	67
2010	UNCG	75
2011	Furman	61
2012	Furman	77
2013	UNCG	73
2014	Furman	81
2015	Western Carolina	104
2016	The Citadel	70
2017	UNCG	78

HIT BATTERS

2000	Western Carolina	81
2002	VMI	58
2003	College of Charleston	71
2004	Davidson	67
2005	Appalachian State	66
2006	Wofford	70
2007	Davidson	85
2008	Davidson; Western Carolina	72
2009	Western Carolina	92
2010	Furman	80
2011	College of Charleston	82
2012	College of Charleston	77
2013	College of Charleston	76
2014	Elon	81
2015	Samford	85
2016	UNCG	75
2017	VMI	66

TEAM FIELDING

FIELDING PERCENTAGE

1979	Marshall	.952
1980	ETSU	.959
1981	ETSU	.962
1982	ETSU	.958
1983	ETSU	.957
1984	Appalachian State	.960
1985	Appalachian State	.953
1986	Western Carolina	.952
1987	Davidson	.960
1988	The Citadel	.955
1989	Appalachian State; Western Carolina	.961
1990	Appalachian State	.953
1991	The Citadel	.963
1992	Georgia Southern	.962
1993	VMI	.973
1994	ETSU	.963
1995	The Citadel	.967
1996	Georgia Southern	.966
1997	The Citadel	.957
1998	UNCG	.968
1999	UNCG	.961
2000	UNCG	.965
2001	Wofford	.960
2002	Georgia Southern	.962
2003	UNCG	.970
2004	The Citadel	.974
2005	UNCG	.972
2006	Elon	.970
2007	UNCG	.967
2008	Appalachian State	.971
2009	Georgia Southern	.973
2010	Georgia Southern	.967
2011	UNCG	.975
2012	Appalachian State	.968
2013	Appalachian State	.970
2014	Furman	.967
2015	Mercer	.973
2016	Mercer	.980
2017	UNCG	.978

ERRORS

2000	VMI	122
2002	Furman	114
2003	College of Charleston	114
2004	Appalachian State	119
2005	Appalachian State	138
2006	Wofford	109
2007	College of Charleston; Wofford	101
2008	Davidson	108
2009	Western Carolina	98
2010	Samford	101
2011	The Citadel	98
2012	Wofford	112
2013	Elon	110
2014	Davidson	87
2015	The Citadel	103
2016	Western Carolina	84
2017	Wofford	74

DOUBLE PLAYS

2000	Wofford	64
2002	Furman	61
2003	Western Carolina	55

ANNUAL LEADERS/MLB DRAFT



2004	The Citadel	60
2005	Furman	68
2006	Georgia Southern	64
2007	Wofford	64
2008	UNCG	59
2009	Elon	61
2010	Elon	66
2011	Furman	59
2012	Elon	57
2013	Appalachian State	52
2014	Furman; Samford	58
2015	Furman	48
2016	Western Carolina	56
2017	ETSU	52

CAUGHT STEALING

2000	Davidson	40
2002	Wofford	29
2003	Georgia Southern	35
2004	Wofford; Davidson; Georgia Southern	32
2005	Western Carolina	37
2006	Davidson	42
2007	Georgia Southern	26
2008	Davidson	27
2009	Samford	32
2010	Wofford	33
2011	Wofford	30
2012	Elon	30
2013	Davidson	38
2014	Georgia Southern	30
2015	The Citadel	27
2016	Western Carolina	38
2017	Samford	32

(NCAA) - led NCAA



Ryan Falcon was part of UNCG pitching staffs that allowed the fewest home runs in the SoCon each year from 2004-06.

The MLB First-Year Player Draft dates back to 1965. Forty (40) SoCon draftees have gone on to appear in the Major Leagues.

1965 MLB First-Year Player Draft (7)

Round	Overall	Player	School	Pos.	Team
5	90	John Radosevich	West Virginia	LHP	Los Angeles Dodgers
22	435	John Rawls	East Carolina	RHP	Baltimore Orioles
29	556	Carlton Barnes	East Carolina	SS	Cincinnati Reds
30	560	Ron Renner	West Virginia	C	Chicago Cubs
31	586	Thomas Porter	The Citadel	OF	New York Yankees
51	774	Percy Sensabaugh	VMI	P	Baltimore Orioles
56	790	Wayne Britton	East Carolina	OF	Baltimore Orioles

1966 MLB First-Year Player Draft (11)

Round	Overall	Player	School	Pos.	Team
9	171	Richard Narron	East Carolina	C	Atlanta Braves
13	249	Smith Holland	The Citadel	RHP	Philadelphia Phillies
14	279	James Raynor	East Carolina	RHP	Los Angeles Dodgers
19	370	Earl Hash	Richmond	OF	New York Yankees
23	446	Jerry Meadows	West Virginia	RHP	St. Louis Cardinals
24	475	Robin Porter	VMI	C/OF	Pittsburgh Pirates
25	494	Doug Stanley	West Virginia	OF	Pittsburgh Pirates
30	579	Dick Snyder	Davidson	OF	Washington Senators
37	691	Fred Rodriguez	East Carolina	2B	Chicago Cubs
43	750	Vaughn Kovach	West Virginia	RHP	Baltimore Orioles
4*	63	Percy Sensabaugh	VMI	P	Washington Senators

1967 MLB First-Year Player Draft (5)

Round	Overall	Player	School	Pos.	Team
11	220	Chuck Boggs	West Virginia	C	Los Angeles Dodgers
4*	61	Jerry Meadows	West Virginia	RHP	Houston Astros
5*	88	Richard Narron	East Carolina	C	Washington Senators
5^	81	Jerry Meadows	West Virginia	RHP	Baltimore Orioles
12^	187	Richard Narron	East Carolina	C	New York Mets

1968 MLB First-Year Player Draft (5)

Round	Overall	Player	School	Pos.	Team
2	38	James Snyder	East Carolina	RHP	Pittsburgh Pirates
10	227	William Hancock	Furman	C	San Diego Padres
11	233	Vince Colbert-\$	East Carolina	RHP	Cleveland Indians
24	545	Denny Taylor	West Virginia	LHP	Chicago Cubs
39	820	John Medlin	William & Mary	OF	Kansas City Royals

1969 MLB First-Year Player Draft (1)

Round	Overall	Player	School	Pos.	Team
7*	144	William Hancock	Furman	C	San Diego Padres

1970 MLB First-Year Player Draft (1)

Round	Overall	Player	School	Pos.	Team
37	805	Gordon Slade	Davidson	OF	Washington Senators

1971 MLB First-Year Player Draft (3)

Round	Overall	Player	School	Pos.	Team
13	309	Horace Richardson	William & Mary	LHP/OF	Baltimore Orioles
14	333	Mike Aldridge	East Carolina	OF	New York Mets
27	617	Bruce Wright	Richmond	OF	San Francisco Giants

1972 MLB First-Year Player Draft (2)

Round	Overall	Player	School	Pos.	Team
8	169	Don Legee	Furman	C	San Diego Padres
9	204	John Shermer	Appalachian State	RHP	Chicago White Sox

1973 MLB First-Year Player Draft (1)

Round	Overall	Player	School	Pos.	Team
6	126	Tommy Toms-\$	East Carolina	RHP	San Francisco Giants

1974 MLB First-Year Player Draft (2)

Round	Overall	Player	School	Pos.	Team
13	289	Todd Brenizer	Furman	LHP	Philadelphia Phillies
24	532	William Daly	Richmond	3B	New York Mets

1975 MLB First-Year Player Draft (3)

Round	Overall	Player	School	Pos.	Team
3	64	Mike Ramsey-\$	Appalachian State	SS	St. Louis Cardinals
6	130	Ronald Staggs	East Carolina	1B	Montreal Expos
9	194	Bobby Mitchell	Richmond	SS/OF	San Diego Padres

1976 MLB First-Year Player Draft (2)

Round	Overall	Player	School	Pos.	Team
9	203	Renie Martin-\$	Richmond	RHP	San Francisco Giants
10	236	Ronald Brower	Appalachian State	1B	Montreal Expos

1977 MLB First-Year Player Draft (5)

Round	Overall	Player	School	Pos.	Team
5	108	Richard Wieters	The Citadel	RHP	Atlanta Braves
9	214	Randy Howell	Furman	OF	St. Louis Cardinals
9	230	Ron Smith	Furman	SS	Philadelphia Phillies

MLB FIRST-YEAR PLAYER DRAFT

12	304	Wayne Tolleson-\$	Western Carolina	SS	Pittsburgh Pirates
22	559	Jerry Reed-\$	Western Carolina	RHP	Philadelphia Phillies

1978 MLB First-Year Player Draft (3)

Round	Overall	Player	School	Pos.	Team
8	202	Wayne Tolleson-\$	Western Carolina	SS	Texas Rangers
16	409	Stan Brown	Davidson	OF	Pittsburgh Pirates
27	639	Everett Smith	Furman	OF	St. Louis Cardinals

1979 MLB First-Year Player Draft (6)

Round	Overall	Player	School	Pos.	Team
1	21	Atlee Hammaker-\$	ETSU	LHP	Kansas City Royals
3	53	Rick Adair	Western Carolina	LHP	Seattle Mariners
7	178	Bob Lapple	Davidson	C	Cincinnati Reds
13	330	David Cardwell	ETSU	SS	San Francisco Giants
14	342	Randy Ingle	Appalachian State	SS	Atlanta Braves
24	616	Francis Galloway	The Citadel	RHP	Milwaukee Brewers

1980 MLB First-Year Player Draft (2)

Round	Overall	Player	School	Pos.	Team
14	346	Gary Robinette	ETSU	3B	Chicago White Sox
36	791	David Cardwell	ETSU	SS	San Francisco Giants

1981 MLB First-Year Player Draft (2)

Round	Overall	Player	School	Pos.	Team
6	139	Bryan Snyder	ETSU	OF	San Francisco Giants
25	622	Jeff Andrews	ETSU	RHP	Chicago Cubs

1982 MLB First-Year Player Draft (7)

Round	Overall	Player	School	Pos.	Team
5	125	Bill White	The Citadel	1B	Los Angeles Dodgers
7	167	Mike Knox	The Citadel	SS	Atlanta Braves
13	326	Jeff Barkley-\$	The Citadel	RHP	Cleveland Indians
13	335	Kirk Bailey	Appalachian State	RHP	New York Yankees
21	526	Greg Bartley	ETSU	RHP	Seattle Mariners
22	548	Mark Poston	Appalachian State	RHP	San Diego Padres
25	635	B.J. Hinson	ETSU	2B	Houston Astros

1983 MLB First-Year Player Draft (6)

Round	Overall	Player	School	Pos.	Team
2	38	Mike Cherry	The Citadel	RHP	Los Angeles Dodgers
3	76	Wayne Dannenberg	ETSU	OF	Philadelphia Phillies
9	212	Jeff Montgomery-\$	Marshall	RHP	Cincinnati Reds
14	355	Tim Bailey	ETSU	OF	Detroit Tigers
16	412	Mike Nipper	ETSU	2B	Atlanta Braves
44	821	Marty Blair	The Citadel	SS	Texas Rangers

1984 MLB First-Year Player Draft (6)

Round	Overall	Player	School	Pos.	Team
21	534	Pete Hardee	Appalachian State	RHP	Montreal Expos
23	579	John Murphy	The Citadel	3B	St. Louis Cardinals
25	639	Rich Bosley	Appalachian State	RHP	Baltimore Orioles
37	790	Rock Hurst	Furman	C	Cleveland Indians
38	796	Charlie Fonville	Western Carolina	1B	Seattle Mariners
43	820	John Pust	Western Carolina	SS	Cleveland Indians

1985 MLB First-Year Player Draft (7)

Round	Overall	Player	School	Pos.	Team
2	46	Tim Jones-\$	The Citadel	SS	St. Louis Cardinals
4	100	Todd Welborn	Appalachian State	RHP	New York Mets
4	103	Scott Gay	Western Carolina	RHP	New York Yankees
10	237	Rich Bosley	Appalachian State	RHP	Milwaukee Brewers
11	278	John McKinney	Marshall	RHP	Philadelphia Phillies
15	375	Rock Hurst	Furman	C	Cleveland Indians
21	539	Tony Welborn	Appalachian State	OF	Kansas City Royals

1986 MLB First-Year Player Draft (6)

Round	Overall	Player	School	Pos.	Team
3	70	Tony Welborn	Appalachian State	OF/RHP	Montreal Expos
22	558	Kent Alexander	Appalachian State	RHP	Chicago Cubs
23	579	Steve Condon	Davidson	RHP	Milwaukee Brewers
26	644	Rick Reed-\$	Marshall	RHP	Pittsburgh Pirates
39	846	Ron Huntington	Western Carolina	2B	Atlanta Braves
40	855	Scott Church	ETSU	SS	Philadelphia Phillies

1987 MLB First-Year Player Draft (6)

Round	Overall	Player	School	Pos.	Team
7	169	Dan Simonds	Davidson	C	Baltimore Orioles
12	295	Billy Masse	Davidson	OF	Chicago Cubs
15	377	Alan Lewis	Davidson	SS	Los Angeles Dodgers
19	496	Freddie Hailey	Western Carolina	OF	New York Yankees
22	574	David Turgeon	Davidson	3B	New York Yankees
49	1,164	Dave Fitzgerald	Davidson	LHP	New York Yankees

1988 MLB First-Year Player Draft (6)

Round	Overall	Player	School	Pos.	Team
12	314	Tom Malchesky	Western Carolina	3B	St. Louis Cardinals

18	457	John Chafin	Marshall	RHP	Chicago White Sox
22	573	Skip Nelloms	Western Carolina	OF	New York Yankees
27	705	Dave Fitzgerald	Davidson	LHP	Milwaukee Brewers
28	730	John Stephens	The Citadel	3B	St. Louis Cardinals
54	1,296	Dave Piel	Western Carolina	C	Atlanta Braves

1989 MLB First-Year Player Draft (1)

Round	Overall	Player	School	Pos.	Team
17	450	Andy Beasley	VMI	C	Oakland Athletics

1990 MLB First-Year Player Draft (6)

Round	Overall	Player	School	Pos.	Team
4	112	Andy Beasley	VMI	C	St. Louis Cardinals
8	225	Paul Menhart-\$	Western Carolina	RHP	Toronto Blue Jays
11	307	Mark Craft	VMI	RHP	Oakland Athletics
29	779	Anthony Jenkins	The Citadel	OF	St. Louis Cardinals
37	959	Mike Montgomery	ETSU	RHP	Philadelphia Phillies
41	1,055	Steven Hollins	Appalachian State	SS	Philadelphia Phillies

1991 MLB First-Year Player Draft (2)

Round	Overall	Player	School	Pos.	Team
30	801	Brad Stowell	The Citadel	RHP	Oakland Athletics
56	1,405	Kevin Bellomo	Western Carolina	OF	San Francisco Giants

1992 MLB First-Year Player Draft (8)

Round	Overall	Player	School	Pos.	Team
5	136	Dan Kyslinger	Western Carolina	RHP	Milwaukee Brewers
9	247	Chris Petersen-\$	Georgia Southern	SS	Chicago Cubs
14	379	Matt Raleigh	Western Carolina	3B	Montreal Expos
14	391	Todd Greene-\$	Georgia Southern	OF	St. Louis Cardinals
15	412	Dallas Rinehart	ETSU	RHP	California Angels
15	422	Gettys Glaze	The Citadel	RHP	Boston Red Sox
32	902	Jack Kimel	Western Carolina	LHP	Texas Rangers
49	1,375	Nathan Dunn	ETSU	SS	Los Angeles Dodgers

1993 MLB First-Year Player Draft (5)

Round	Overall	Player	School	Pos.	Team
3	92	Brad Tweedie	Western Carolina	RHP	Cincinnati Reds
4	105	Phillip Grundy	Western Carolina	RHP	Kansas City Royals
6	183	Paul Thornton	Georgia Southern	RHP	Florida Marlins
12	327	Todd Greene-\$	Georgia Southern	OF	California Angels
36	1,012	Mark Dean	Georgia Southern	SS	St. Louis Cardinals

1994 MLB First-Year Player Draft (8)

Round	Overall	Player	School	Pos.	Team
4	93	Jason Beverlin-\$	Western Carolina	RHP	Oakland Athletics
14	380	Clint Fair	Georgia Southern	LHP	Cincinnati Reds
22	599	Stephen Pritchard	Western Carolina	SS	Milwaukee Brewers
28	774	Matt Spade	Marshall	RHP	Pittsburgh Pirates
32	891	Marc Phillips	VMI	LHP	Kansas City Royals
38	1,047	William Rushing	Georgia Southern	LHP	Milwaukee Brewers
45	1,239	Rick Paugh	Marshall	LHP	Pittsburgh Pirates
47	1,299	Mike Tidick	Western Carolina	OF	Chicago White Sox

1995 MLB First-Year Player Draft (7)

Round	Overall	Player	School	Pos.	Team
4	94	Ryan Glynn-\$	VMI	RHP	Texas Rangers
8	212	William Rushing	Georgia Southern	LHP	Minnesota Twins
17	463	Britt Reames-\$	The Citadel	RHP	St. Louis Cardinals
22	599	David Groseclose	VMI	SS	Colorado Rockies
25	680	Brian Callahan	The Citadel	RHP	Oakland Athletics
35	975	Jeff Keppen	Georgia Southern	RHP	Los Angeles Dodgers
47	1,289	Rhett Ingerick	Davidson	RHP	Florida Marlins

1996 MLB First-Year Player Draft (11)

Round	Overall	Player	School	Pos.	Team
11	307	Tommy Peterman	Georgia Southern	1B	Minnesota Twins
11	318	Garrick Haltiwanger	The Citadel	OF	New York Mets
11	327	Julio Ayala	Georgia Southern	LHP	Seattle Mariners
11	331	Brian Musgrave	Appalachian State	LHP	Boston Red Sox
23	690	Scott Garrett	Appalachian State	C	Cincinnati Reds
24	716	Mark Hamlin	Georgia Southern	OF	Colorado Rockies
27	808	Steve Wilson	Georgia Southern	C	Los Angeles Dodgers
37	1,102	Len Hart	ETSU	LHP	Chicago Cubs
40	1,200	Jon Phillips	Georgia Southern	RHP	Cincinnati Reds
55	1,531	Nathan Shepperson	VMI	1B	Pittsburgh Pirates
77	1,687	Rhett Ingerick	Davidson	RHP	New York Yankees

1997 MLB First-Year Player Draft (3)

Round	Overall	Player	School	Pos.	Team
8	237	Ryan Cummings	Georgia Southern	RHP	Anaheim Angels
22	662	Alex Tolbert	Western Carolina	1B	Pittsburgh Pirates
23	705	Tod Lee	Georgia Southern	RHP	Baltimore Orioles

1998 MLB First-Year Player Draft (9)

Round	Overall	Player	School	Pos.	Team
4	129	Chris Davidson	Western Carolina	RHP	Baltimore Orioles

MLB FIRST-YEAR PLAYER DRAFT



5	157	Brian Rogers	The Citadel	RHP	New York Yankees
12	370	David Noyce	Furman	LHP	Florida Marlins
12	363	Donnie Suttles	Western Carolina	RHP	Cleveland Indians
15	450	Mark DiFelice-\$	Western Carolina	RHP	Colorado Rockies
22	667	Jeff Sziksai	Western Carolina	2B	New York Yankees
24	730	Terrence Smalls	The Citadel	2B	Florida Marlins
40	1,191	Brian Hutchinson	Western Carolina	LHP	Toronto Blue Jays
40	1,211	Jerry Simmons	The Citadel	OF	Atlanta Braves

1999 MLB First-Year Player Draft (7)

Round	Overall	Player	School	Pos.	Team
3	107	Eric Johnson	Western Carolina	OF	Cleveland Indians
8	244	David Pember-\$	Western Carolina	RHP	Milwaukee Brewers
8	261	Scott Oliver	College of Charleston	RHP	New York Yankees
11	340	Chris Moore	Western Carolina	SS	Colorado Rockies
15	469	Brian Wiley	The Citadel	RHP	Boston Red Sox
29	872	Rodney Hancock	The Citadel	LHP	Pittsburgh Pirates
39	1,182	Monte Lee	College of Charleston	OF	St. Louis Cardinals

2000 MLB First-Year Player Draft (7)

Round	Overall	Player	School	Pos.	Team
15	443	Chris Morris	The Citadel	OF	St. Louis Cardinals
19	580	Charles Thomas-\$	Western Carolina	OF	Atlanta Braves
21	611	Matt Easterday	Georgia Southern	2B	Florida Marlins
22	646	Jason Marsh	UNCG	C	Tampa Bay Devil Rays
25	737	Kevin Blocker	Wofford	SS	Colorado Rockies
43	1,291	Ron Colvard	The Citadel	RHP	Cleveland Indians
47	1,387	Ed Sparks	ETSU	C	Cincinnati Reds

2001 MLB First-Year Player Draft (6)

Round	Overall	Player	School	Pos.	Team
2	57	Dallas McPherson-\$	The Citadel	3B	Anaheim Angels
8	230	Taft Cable	UNCG	RHP	Philadelphia Phillies
12	353	T.W. Mincey	The Citadel	LHP	Baltimore Orioles
25	752	Philip Hartig	The Citadel	1B	Florida Marlins
32	967	Andy Baxter	ETSU	1B	Cleveland Indians
49	1,451	J.R. Revere	Georgia Southern	OF	Colorado Rockies

2002 MLB First-Year Player Draft (9)

Round	Overall	Player	School	Pos.	Team
6	183	Chris Walker	Georgia Southern	OF	Chicago Cubs
8	248	Jared Burton-\$	Western Carolina	RHP	Oakland Athletics
11	330	Matt Herring	Georgia Southern	1B	Chicago White Sox
12	347	Danny Rueckel	Furman	RHP	Montreal Expos
13	400	T.A. Fulmer	The Citadel	RHP	Seattle Mariners
16	483	Jemel Spearman	Georgia Southern	SS	Chicago Cubs
23	678	Tom Frend	Davidson	OF	Kansas City Royals
28	830	Everett Hancock	UNCG	LHP	Detroit Tigers
29	873	Brett Lewis	Georgia Southern	RHP	Chicago Cubs

2003 MLB First-Year Player Draft (15)

Round	Overall	Player	School	Pos.	Team
3	95	Dennis Dove-\$	Georgia Southern	RHP	St. Louis Cardinals
7	217	Ryan Basner	Western Carolina	RHP	Atlanta Braves
8	234	Lee Curtis	College of Charleston	2B	Boston Red Sox
9	251	Matt Lauderdale	College of Charleston	C	San Diego Padres
9	268	Kevin Culpepper	Georgia Southern	LHP	Minnesota Twins
11	310	Brian Rogers-\$	Georgia Southern	RHP	Detroit Tigers
11	320	Tom Mastny-\$	Furman	RHP	Toronto Blue Jays
13	396	Todd Buchanan	Western Carolina	1B	Arizona Diamondbacks
14	410	Jeremy Harper	VMI	RHP	Toronto Blue Jays
16	464	Alan Beck	Western Carolina	OF	Baltimore Orioles
19	577	Andy Barden	VMI	C	Atlanta Braves
35	1,029	Phil Hendrix	VMI	RHP	Milwaukee Brewers
41	1,220	Scott Tolbert	Georgia Southern	RHP	Toronto Blue Jays
43	1,278	Ryan Gordon	UNCG	LHP	Toronto Blue Jays
50	1,472	Tim Turner	ETSU	OF	Seattle Mariners

2004 MLB First-Year Player Draft (7)

Round	Overall	Player	School	Pos.	Team
6	162	Jonathan Ellis	The Citadel	RHP	San Diego Padres
8	237	Chip Cannon	The Citadel	1B	Toronto Blue Jays
14	418	Brian Akin	Davidson	RHP	Los Angeles Dodgers
23	680	Jay Metzger	UNCG	LHP	Colorado Rockies
28	823	Brian Hensen	Elon	LHP	Detroit Tigers
34	1,028	Jarrett Santos	UNCG	RHP	Florida Marlins
35	1,049	Evan Tartaglia	Elon	OF	Chicago White Sox

2005 MLB First-Year Player Draft (10)

Round	Overall	Player	School	Pos.	Team
2	56	Chris Mason	UNCG	RHP	Tampa Bay Devil Rays
3	109	Brett Gardner-\$	College of Charleston	OF	New York Yankees
4	135	Caleb Moore	ETSU	C	Minnesota Twins
5	157	Brett Harker	College of Charleston	RHP	Philadelphia Phillies
8	244	Ryan Edell	College of Charleston	LHP	Cleveland Indians
10	315	Matthew Betsill	Furman	3B	Minnesota Twins
25	749	D.J. Wabick	College of Charleston	1B	New York Mets

29	890	Reid Price	College of Charleston	LHP	St. Louis Cardinals
35	1,069	Andy Carter	Davidson	RHP	New York Yankees
38	1,153	Flint Wipke	Georgia Southern	C	Los Angeles Angels

2006 MLB First-Year Player Draft (12)

Round	Overall	Player	School	Pos.	Team
2	68	Dustin Evans	Georgia Southern	RHP	Atlanta Braves
5	158	Jermaine Mitchell	UNCG	OF	Oakland Athletics
12	347	Everett Teaford-\$	Georgia Southern	LHP	Kansas City Royals
19	578	Greg Dowling	Georgia Southern	1B	Oakland Athletics
20	608	Josh McLaughlin	College of Charleston	RHP	Oakland Athletics
22	668	Patrick Currin	UNCG	RHP	Oakland Athletics
23	688	Jay Heafner	Davidson	SS	Texas Rangers
24	719	Matt Matulia	The Citadel	SS	Chicago Cubs
27	818	Larry Cobb	College of Charleston	OF	Oakland Athletics
29	873	A.J. Davidiuk	Furman	SS	San Diego Padres
34	1,020	Graham Godfrey-\$	College of Charleston	RHP	Toronto Blue Jays
38	1,130	Brian McCullen	Western Carolina	RHP	Pittsburgh Pirates

2007 MLB First-Year Player Draft (20)

Round	Overall	Player	School	Pos.	Team
6	202	Oliver Marmol	College of Charleston	SS	St. Louis Cardinals
7	229	Brandon Waring	Wofford	3B	Cincinnati Reds
8	260	Jonathan Green	Western Carolina	C	Texas Rangers
8	266	Alex Garabedian	College of Charleston	C	Los Angeles Dodgers
10	306	Greg Holland-\$	Western Carolina	RHP	Kansas City Royals
13	424	Nick Chiggies	College of Charleston	RHP	New York Yankees
15	469	Matt Klinker	Furman	RHP	Cincinnati Reds
16	503	Brian Schlitter-\$	College of Charleston	RHP	Philadelphia Phillies
17	555	Guy Welsh	UNCG	3B	Seattle Mariners
20	620	Kenny Smith	Western Carolina	2B	Texas Rangers
26	787	Michael Bunton	College of Charleston	LHP	Chicago Cubs
27	837	Zach Brown	The Citadel	1B	San Diego Padres
28	870	Lee Land	UNCG	RHP	Oakland Athletics
29	886	Ben Lasater	College of Charleston	3B	Florida Marlins
29	890	Ryan Falcon	UNCG	LHP	Texas Rangers
30	916	A.J. Battisto	Georgia Southern	RHP	Florida Marlins
37	1,135	Steven Strausbaugh	Western Carolina	OF	New York Yankees
38	1,140	Michael Harrington	College of Charleston	OF	Baltimore Orioles
39	1,171	Chris Vasami	Elon	1B	Colorado Rockies
50	1,435	Blake Murphy	Western Carolina	C	Chicago Cubs

2008 MLB First-Year Player Draft (24)

Round	Overall	Player	School	Pos.	Team
4	132	Steven Hensley	Elon	RHP	Seattle Mariners
6	201	Jeremie Tice	College of Charleston	3B	Cleveland Indians
9	281	Jay Jackson-\$	Furman	RHP	Chicago Cubs
11	324	David Rubinstein	Appalachian State	OF	Pittsburgh Pirates
12	356	Jason Rook	Appalachian State	OF	Baltimore Orioles
12	368	Garrett Sherrill	Appalachian State	RHP	Milwaukee Brewers
13	396	Michael Harrington	College of Charleston	OF	Minnesota Twins
13	409	Michael Kohn-\$	College of Charleston	RHP	Los Angeles Angels
17	503	Jeremy Beckham	Georgia Southern	2B	Tampa Bay Rays
22	672	Blake Nation	Georgia Southern	RHP	Seattle Mariners
25	751	Austin Garrett	College of Charleston	LHP	Washington Nationals
26	783	Chris Dove	Elon	OF	Texas Rangers
26	785	Chris Swauger	The Citadel	OF	St. Louis Cardinals
29	868	Ricky Orton	UNCG	3B	Florida Marlins
30	910	Chris Shehan	Georgia Southern	OF	Atlanta Braves
30	914	Mike Lynn	College of Charleston	RHP	New York Mets
31	926	Tyler Sexton	Western Carolina	LHP	Baltimore Orioles
34	1,035	Matthew Gaski	UNCG	2B	San Diego Padres
36	1,094	Jake Goldberg	College of Charleston	RHP	New York Mets
38	1,160	Clay Caulfield	College of Charleston	RHP	New York Yankees
42	1,265	Blake Murphy	Western Carolina	C	St. Louis Cardinals
44	1,332	Donny Jobe	Elon	2B	Seattle Mariners
46	1,382	Brandon Sizemore	College of Charleston	2B	St. Louis Cardinals
48	1,433	Danny Meszaros	College of Charleston	RHP	Houston Astros

2009 MLB First-Year Player Draft (30)

Round	Overall	Player	School	Pos.	Team
5	158	Chase Austin	Elon	3B	Florida Marlins
7	207	Nick Liles	Western Carolina	2B	San Francisco Giants
8	243	Rob Gilliam	UNCG	RHP	Oakland Athletics
9	290	Richard Jones	The Citadel	C	Chicago Cubs
11	328	Chris Masters	Western Carolina	LHP	Atlanta Braves
13	408	Chris McGuiness-\$	The Citadel	1B	Boston Red Sox
14	418	Cory Harrilchak	Elon	OF	Atlanta Braves
14	426	Brent Greer	Western Carolina	SS	Arizona Diamondbacks
14	439	Zach Quate	Appalachian State	RHP	Tampa Bay Rays
16	474	Griffin Benedict	Georgia Southern	C	San Diego Padres
20	601	Dallas Tarleton	Elon	C	Colorado Rockies
20	608	Rand Smith	Appalachian State	OF	Florida Marlins
21	628	Matt Crim	The Citadel	LHP	Atlanta Braves
22	660	Matt Mansilla	College of Charleston	OF	Detroit Tigers
22	669	Joey Bergman	College of Charleston	3B	St. Louis Cardinals
22	673	Zach Kayne	Davidson	SS	Chicago White Sox

MLB FIRST-YEAR PLAYER DRAFT

24	735	Isaac Harrow	Appalachian State	3B	New York Yankees
25	744	Ty Wright	Georgia Southern	OF	San Diego Padres
25	753	Chris Mederos	Georgia Southern	RHP	Oakland Athletics
27	813	Michael Gilmartin	Wofford	SS	Oakland Athletics
27	830	Corey Martin	Western Carolina	RHP	Chicago Cubs
30	916	Brandon Sizemore	College of Charleston	2B	Milwaukee Brewers
33	985	Pat Irvine	Elon	LF	Pittsburgh Pirates
35	1,064	Wes Wrenn	The Citadel	RHP	New York Mets
38	1,136	Josh Dowdy	Appalachian State	RHP	Baltimore Orioles
40	1,194	Tom Porter	Elon	RHP	San Diego Padres
40	1,209	Jesse Simpson	College of Charleston	RHP	St. Louis Cardinals
41	1,233	Justin Hilt	Elon	RF	Oakland Athletics
42	1,279	Bennett Davis	Elon	3B/C	Tampa Bay Rays
44	1,315	Dexter Bobo	Georgia Southern	LHP	Pittsburgh Pirates

2010 MLB First-Year Player Draft (23)

Round	Overall	Player	School	Pos.	Team
1-5	41	Asher Wojciechowski-\$	The Citadel	RHP	Toronto Blue Jays
5	168	Heath Hembree-\$	College of Charleston	RHP	San Francisco Giants
7	226	Jimmy Reyes	Elon	LHP	Texas Rangers
8	245	Blake Hassebrock	UNCG	RHP	Oakland Athletics
13	392	Brian Harrison	Furman	3B	New York Mets
15	465	Thomas Girdwood	Elon	RHP	Minnesota Twins
16	487	Rob Kral	College of Charleston	C	Cincinnati Reds
25	751	Matt Talley	The Citadel	LHP	Arizona Diamondbacks
26	785	Jake Brown	Georgia Southern	LHP	Oakland Athletics
29	879	Daniel Britt	Elon	RHP	Milwaukee Brewers
29	889	Chris Patterson	Appalachian State	RHP	St. Louis Cardinals
31	939	Mike Melillo	Elon	C	Milwaukee Brewers
33	994	Daniel Ottone	Western Carolina	RHP	San Diego Padres
33	1,009	Joey Bergman	College of Charleston	2B	St. Louis Cardinals
35	1,050	Ken Ferrer	Elon	RHP	Cleveland Indians
36	1,081	Justin Hilt	Elon	OF	Arizona Diamondbacks
39	1,167	Kevin Decker	College of Charleston	RHP	Pittsburgh Pirates
39	1,180	Casey Lucchese	College of Charleston	RHP	Chicago Cubs
39	1,189	Ian Parry	Furman	RHP	St. Louis Cardinals
40	1,218	Wes Hobson	Appalachian State	2B	San Francisco Giants
41	1,234	Bryan Altman	The Citadel	2B/C	San Diego Padres
44	1,319	Shawn Payne	Georgia Southern	2B	Kansas City Royals
50	1,519	Andy Moye	Georgia Southern	RHP	St. Louis Cardinals

2011 MLB First-Year Player Draft (22)

Round	Overall	Player	School	Pos.	Team
10	306	Matt Murray	Georgia Southern	RHP	Kansas City Royals
10	323	Rob Kral	College of Charleston	C	San Diego Padres
11	346	Chris Lamb	Davidson	LHP	Oakland Athletics
12	368	Grant Sides	Samford	RHP	Cleveland Indians
15	461	Andy Moye	Georgia Southern	RHP	Milwaukee Brewers
15	476	John Cornely-\$	Wofford	RHP	Atlanta Braves
18	562	Andrew Jones	Samford	RHP	Boston Red Sox
18	570	Andy Bass	Davidson	RHP	Tampa Bay Rays
21	656	Jarrett Miller	UNCG	RHP	Atlanta Braves
23	710	Kyle Deese	Western Carolina	RHP	St. Louis Cardinals
25	752	Josh Martin	Samford	RHP	Pittsburgh Pirates
28	847	Ken Ferrer	Elon	LHP	Washington Nationals
28	856	Thomas Girdwood	Elon	RHP	Oakland Athletics
28	866	Matt Talley	The Citadel	LHP	Atlanta Braves
30	902	Matt Benedict	Western Carolina	RHP	Pittsburgh Pirates
30	929	John Brebbia-\$	Elon	RHP	New York Yankees
31	951	Michael Johnson	Samford	SS	Chicago White Sox
31	954	Matt Leeds	College of Charleston	3B	Texas Rangers
35	1,077	Shawn Payne	Georgia Southern	CF	San Francisco Giants
36	1,091	Mitch Conner	Elon	RHP	Milwaukee Brewers
37	1,149	Casey Lucchese	College of Charleston	RHP	Chicago Cubs
49	1,480	David Peterson	College of Charleston	RHP	Houston Astros

2012 MLB First-Year Player Draft (23)

Round	Overall	Player	School	Pos.	Team
1	28	Victor Roache	Georgia Southern	OF	Milwaukee Brewers
2	76	Chris Beck-\$	Georgia Southern	RHP	Chicago White Sox
4	144	Brandon Miller	Samford	OF	Washington Nationals
6	192	Lex Rutledge	Samford	LHP	Baltimore Orioles
6	205	Eric Phillips	Georgia Southern	3B	Toronto Blue Jays
7	242	Marty Gantt	College of Charleston	OF	Tampa Bay Rays
8	250	Christian Powell	College of Charleston	RHP	Minnesota Twins
8	269	David Peterson	College of Charleston	RHP	Atlanta Braves
10	323	Josh Martin	Samford	RHP	Cleveland Indians
13	419	Nathan Hyatt	Appalachian State	RHP	Atlanta Braves
14	449	Tyler Tevell	Appalachian State	OF/C	Atlanta Braves
15	460	Jared Leverett	Georgia Southern	LHP	Minnesota Twins
15	479	Alex Wilson	Wofford	RHP	Atlanta Braves
18	569	Ross Heffley	Western Carolina	2B	Atlanta Braves
19	590	Tyler Vanderheiden	Samford	RHP	New York Mets
21	649	Tyler Hollstegge	UNCG	RHP	Oakland Athletics
22	683	Jim Stokes	Elon	RHP	Cleveland Indians
26	797	Seth Grant	Appalachian State	RHP	Miami Marlins
28	858	Ryan Arrowood	Appalachian State	RHP	Colorado Rockies

28	876	Joseph Burns	Samford	LHP	Texas Rangers
33	1,027	Saxon Butler	Samford	1B	New York Yankees
36	1,110	Alex Swim	Elon	C	St. Louis Cardinals
37	1,147	Charles Basford	Samford	RHP	New York Yankees

2013 MLB First-Year Player Draft (22)

Round	Overall	Player	School	Pos.	Team
1	27	Phillip Ervin-\$	Samford	OF	Cincinnati Reds
5	160	Joe Jackson	The Citadel	C	Texas Rangers
8	247	Nate Smith	Furman	LHP	Los Angeles Angels
9	267	Jake Zokan	College of Charleston	LHP	Seattle Mariners
10	290	C.K. Irby	Samford	RHP/DH	Minnesota Twins
17	511	Rob Marcello	Appalachian State	LHP	Philadelphia Phillies
18	540	Ryan Kinsella	Elon	1B	Arizona Diamondbacks
18	548	Julian Ridings	Western Carolina	OF	Tampa Bay Rays
19	576	Austin Pritcher	The Citadel	RHP	Detroit Tigers
22	650	Alex Swim	Elon	C	Minnesota Twins
22	660	Antonio Alvarez	Elon	SS	Arizona Diamondbacks
24	734	Sam Agnew-Wieland	Appalachian State	RHP	New York Yankees
30	907	Cambric Moye	UNCG	C	Los Angeles Angels
31	937	Taylor Johnson	Furman	OF	Los Angeles Angels
32	965	Kyle Webb	Elon	RHP	St. Louis Cardinals
32	971	Dominique Vattuone	UNCG	RHP	Oakland Athletics
33	977	Tyler White-\$	Western Carolina	3B	Houston Astros
34	1,021	David Whitehead	Elon	RHP	Philadelphia Phillies
34	1,034	Hector Crespo	Appalachian State	2B	New York Yankees
36	1,067	J.D. Osborne	Wofford	LHP	Houston Astros
37	1,122	Will Callaway	Appalachian State	SS	San Francisco Giants
40	1,207	Ben Carlson	Furman	RHP	Los Angeles Angels

2014 MLB First-Year Player Draft (15)

Round	Overall	Player	School	Pos.	Team
3	82	Sam Howard	Georgia Southern	LHP	Colorado Rockies
3	102	Max Povse-\$	UNCG	RHP	Atlanta Braves
10	291	Adam Martin	Western Carolina	C	Seattle Mariners
12	371	Tyler Filliben	Samford	SS	Pittsburgh Pirates
13	392	Bo Thompson	The Citadel	1B	New York Yankees
15	439	Jeremy Null	Western Carolina	RHP	Chicago Cubs
19	557	Mason Davis	The Citadel	2B	Miami Marlins
20	594	Aaron Attaway	Western Carolina	SS	Toronto Blue Jays
22	666	Tripp Martin	Samford	3B	Texas Rangers
22	667	Ryan Pennell	Elon	LHP	Tampa Bay Rays
26	772	Jacques de Gruy	Furman	RHP	Philadelphia Phillies
30	915	Josh Wirsu	Georgia Southern	RHP	St. Louis Cardinals
31	923	Dylan Thompson	UNCG	RHP	Colorado Rockies
37	1,107	Tyler Wood	Furman	RHP	San Diego Padres
40	1,199	Eric Alonzo	Georgia Southern	RHP	Los Angeles Angels

2015 MLB First-Year Player Draft (10)

Round	Overall	Player	School	Pos.	Team
5	150	Ryan Clark	UNCG	RHP	Atlanta Braves
7	204	Luke Leftwich	Wofford	RHP	Philadelphia Phillies
10	303	James Reeves	The Citadel	LHP	New York Yankees
12	354	Skyler Hunter	The Citadel	RHP	Philadelphia Phillies
14	426	Matt Winn	VMI	C	San Francisco Giants
17	496	Austin Mason	The Citadel	RHP	Arizona Diamondbacks
22	672	Jordan Tarsoovich	VMI	2B	Los Angeles Dodgers
28	832	Bradley Strong	Western Carolina	2B	Chicago White Sox
29	861	Will Stillman	Wofford	RHP	Boston Red Sox
31	927	Andres Gracia	Samford	RHP	San Diego Padres

2016 MLB First-Year Player Draft (17)

Round	Overall	Player	School	Pos.	Team
1	11	Kyle Lewis	Mercer	OF	Seattle Mariners
3	95	Heath Quinn	Samford	OF	San Francisco Giants
6	174	Will Stillman	Wofford	RHP	San Diego Padres
9	261	Trey York	ETSU	2B	Milwaukee Brewers
14	435	Hagen Owenby	ETSU	C	Pittsburgh Pirates
21	636	L.J. Kalawaia	UNCG	OF	Los Angeles Angels
22	649	Alex Lee	Samford	1B	Atlanta Braves
23	705	Garrett Brown	Western Carolina	OF	Pittsburgh Pirates
24	718	Hunter Smith	UNCG	RHP	Boston Red Sox
25	746	Charlie Madden	Mercer	C	Chicago White Sox
25	753	Colton Davis	Western Carolina	RHP	Minnesota Twins
29	862	Matt Milburn	Wofford	RHP	Oakland Athletics
29	865	Hunter Swilling	Samford	3B	Detroit Tigers
30	915	Chris Cook	ETSU	SS	Pittsburgh Pirates
33	998	Bryson Bowman	Western Carolina	OF	New York Yankees
38	1,141	Collin Woody	UNCG	3B	Baltimore Orioles
38	1,155	Aaron Maher	ETSU	OF	Pittsburgh Pirates

2017 MLB First-Year Player Draft (14)

Round	Overall	Player	School	Pos.	Team
3	86	Will Gaddis	Furman	RHP	Colorado Rockies
8	226	Bryan Sammons	Western Carolina	LHP	Minnesota Twins
8	253	Jared Brasher	Samford	RHP	Washington Nationals
11	333	JP Sears	The Citadel	LHP	Seattle Mariners

MLB FIRST-YEAR PLAYER DRAFT



12	350	Hagen Owenby	ETSU	C	Atlanta Braves
13	385	Kevin Williams Jr.	Samford	OF	Los Angeles Angels
21	622	Jack Maynard	UNCG	RHP	Arizona Diamondbacks
22	658	Brett Pope	Western Carolina	SS	Pittsburgh Pirates
23	686	Danny Edgeworth	Mercer	3B	Colorado Rockies
24	706	T.J. Dixon	Samford	OF	Minnesota Twins
24	731	Charlie Madden	Mercer	C	Boston Red Sox
27	801	Ben Spitznagel	UNCG	OF	Oakland Athletics
29	859	Ryan Askew	Mercer	RHP	Tampa Bay Rays
33	996	Peyton Maddox	VMI	C	San Francisco Giants

* January Secondary Draft
 ^ June Secondary Draft
 \$ Reached Major Leagues

First-round MLB selections

Year	Overall	Player, school	Pos.	Team
1979	21	Atlee Hammaker, ETSU	LHP	Kansas City Royals
2010	41-S	Asher Wojciechowski, CIT	RHP	Toronto Blue Jays
2012	28	Victor Roache, GSU	OF	Milwaukee Brewers
2013	27	Phillip Ervin, SAM	OF	Cincinnati Reds
2016	11	Kyle Lewis, MER	OF	Seattle Mariners

S - Supplemental round



Atlee Hammaker
ETSU



Asher Wojciechowski
The Citadel



Victor Roache
Georgia Southern



Phillip Ervin
Samford



Kyle Lewis
Mercer

Selections by school

School	Selections
Western Carolina	63
Georgia Southern	51
The Citadel	50
College of Charleston	45
Appalachian State	33
Elon	31
UNCG	28
ETSU	25
Furman	24
Samford	22
Davidson	21
VMI	16
East Carolina	13
Wofford	10
West Virginia	9
Marshall	6
Mercer	5
Richmond	5
William & Mary	2

SoCon MLB Draft selections to make majors

School	Selections
Western Carolina	10
The Citadel	6
Georgia Southern	6
College of Charleston	5
East Carolina	2
Furman	2
Marshall	2
Appalachian State	1
ETSU	1
Elon	1
UNCG	1
Richmond	1
Samford	1
VMI	1
Wofford	1

Selections by MLB team

Team	Selections
Arizona Diamondbacks	8
Atlanta Braves	28
Chicago Cubs	20
Cincinnati Reds	12
Colorado Rockies	14
Los Angeles Dodgers	12
Miami Marlins	14
Milwaukee Brewers	17
New York Mets	11
Philadelphia Phillies	17
Pittsburgh Pirates	24
San Diego Padres	19
San Francisco Giants	15
St. Louis Cardinals	31
Washington Nationals^	10
Baltimore Orioles	18
Boston Red Sox	9
Chicago White Sox	11
Cleveland Indians	15
Detroit Tigers	7
Houston Astros	6
Kansas City Royals	10
Los Angeles Angels	13
Minnesota Twins	14
New York Yankees	26
Oakland Athletics	24
Seattle Mariners	14
Tampa Bay Rays	10
Texas Rangers*	18
Toronto Blue Jays	11

^ The Nationals were the Montreal Expos from 1969-2004. This total includes six selections by the Expos.

* The Rangers were the Washington Senators from 1961-71. This total includes four selections by the Senators.

OVERALL WINS

Coach	School	Years (#)	Wins
1. Fred Jordan	The Citadel	1992-17 (26)	831
2. Chal Port	The Citadel	1965-91 (27)	641
3. Rodney Hennon	W. Carolina/Ga. Southern	1998-2014 (17)	621
4. Jim Morris	Appalachian State	1974-98 (25)	611
5. Ron Smith	Furman	1994-16 (23)	580
6. Mike Gaski	UNCG	1998-12 (15)	458*
7. Dick Cooke	Davidson	1993-2014 (22)	415
8. Malcolm Pitt	Richmond	1937-71 (35)	394
9. Mike Kennedy	Elon	2004-14 (11)	393
10. Jack Coombs	Duke	1929-52 (24)	381
11. John Pawlowski	College of Charleston	2000-08 (9)	338
12. Tom Wall	Furman	1970-71, 74-93 (22)	326
13. Bobby Moranda	Western Carolina	2008-17 (10)	312
14. Jack Leggett	Western Carolina	1983-91 (9)	302
15. H. Burton Shipley	Maryland	1924-53 (30)	301

* 69 wins from 2009-11 later vacated

OVERALL WINNING PERCENTAGE (MIN. 4 SEASONS)

Coach	School	Years (#)	Record	Pct.
1. Randy Hinson	Clemson	1939-40, 46-47 (4)	58-19-2	.747
2. Billy Laval	South Carolina	1928-34 (7)	89-33-1	.728
3. Steve Harrick	West Virginia	1951-67 (17)	297-131	.694
4. Jack Coombs	Duke	1929-52 (24)	381-171-3	.689
5. W.P. White	Georgia	1922-32 (11)	193-89-3	.682
6. Charley Lodes	ETSU	1979-83 (5)	166-84-1	.663
7. Pete Shields	Mississippi	1923-31 (9)	114-59-2	.657
8. Wallace Wade	Alabama	1924-27 (4)	61-32-2	.653
9. Jim Ashmore	North Carolina	1927-31 (5)	72-39-3	.645
10. John Pawlowski	Coll. of Charleston	2000-08 (9)	338-192-1	.637
11. Earl Smith	East Carolina	1966-72 (7)	131-76	.633
12. Bill Haywood	Western Carolina	1977-81 (5)	107-62-1	.632
13. Chuck Boone	Richmond	1972-76 (5)	96-56	.632
14. Keith LeClair	Western Carolina	1992-97 (6)	229-135-2	.628
15. Monte Lee	Coll. of Charleston	2009-13 (5)	187-111	.628



The Citadel's Fred Jordan is the all-time leader in overall and SoCon wins in league history. Jordan retired in 2017 after 26 years as the Bulldogs' skipper.

SOCON WINS


Coach	School	Years (#)	Wins
1. Fred Jordan	The Citadel	1992-17 (26)	399
2. Rodney Hennon	W. Carolina/Ga. Southern	1998-2014 (17)	303
3. Ron Smith	Furman	1994-16 (23)	295
4. Chal Port	The Citadel	1965-91 (27)	253
5. Mike Gaski	UNCG	1998-12 (15)	230*
6. Jim Morris	Appalachian State	1974-98 (25)	218
Dick Cooke	Davidson	1993-2014 (22)	218
8. Mike Kennedy	Elon	2004-14 (11)	205
9. John Pawlowski	College of Charleston	2000-08 (9)	170
10 Bobby Moranda	Western Carolina	2008-17 (10)	161
11. Malcolm Pitt	Richmond	1937-1971 (35)	145^
12. Steve Harrick	West Virginia	1951-67 (17)	137
13. Todd Raleigh	Western Carolina	2000-07 (8)	132
14. Casey Dunn	Samford	2009-17 (9)	128#
15. Tom Wall	Furman	1970-71, 74-93 (22)	124

* 32 SoCon wins from 2009-11 later vacated # 58 wins from 2011-14 later vacated
^ Conference records for 1937-46, 1949, 1951 and 1953 unavailable and not included

SOCON WINNING PERCENTAGE (MIN. 4 SEASONS)

Coach	School	Years (#)	Record	Pct.
1. Charley Lodes	ETSU	1979-83 (5)	55-17	.764
2. Jack Leggett	Western Carolina	1983-91 (9)	103-39	.725
3. Keith LeClair	Western Carolina	1992-97 (6)	99-38	.723
4. Steve Harrick	West Virginia	1951-67 (17)	137-58	.703
5. Earl Smith	East Carolina	1966-72 (7)	72-31	.699
6. Bill Haywood	Western Carolina	1977-81 (5)	48-23	.676
7. John Pawlowski	Coll. of Charleston	2000-08 (9)	170-86-1	.663
8. Chuck Boone	Richmond	1972-76 (5)	47-24	.662
9. Mike Kennedy	Elon	2004-14 (11)	205-109	.653
10. Monte Lee	Coll. of Charleston	2009-13 (5)	96-53	.644
11. Jack Stallings	Georgia Southern	1992-99 (8)	119-67	.640
12. Rodney Hennon	WCU/GSU	1998-2014 (17)	303-184	.622
13. Chal Port	The Citadel	1965-91 (27)	253-156-1	.618
14. Bill Reinhart	George Washington	1950-66 (17)	91-61-1	.598*
15 Bobby Moranda	Western Carolina	2008-17 (10)	161-111-1	.592

* Conference records for 1950-52 seasons unavailable and not included



A 1966 inductee into the American Baseball Coaches Association Hall of Fame, Jack Coomb coached Duke to 381 wins from 1929-52.